

**DECEMBER, 1999**

---

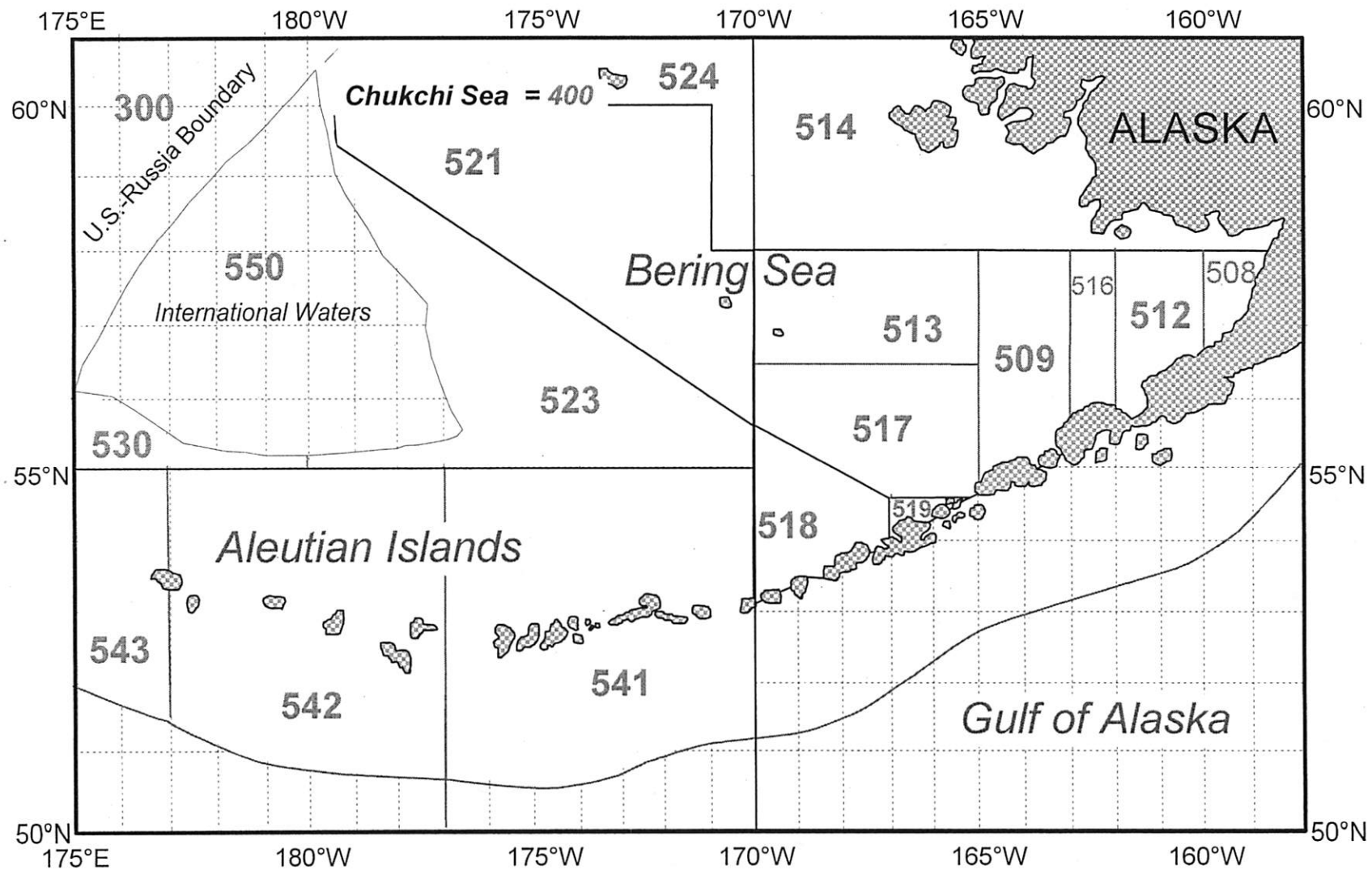
---

---

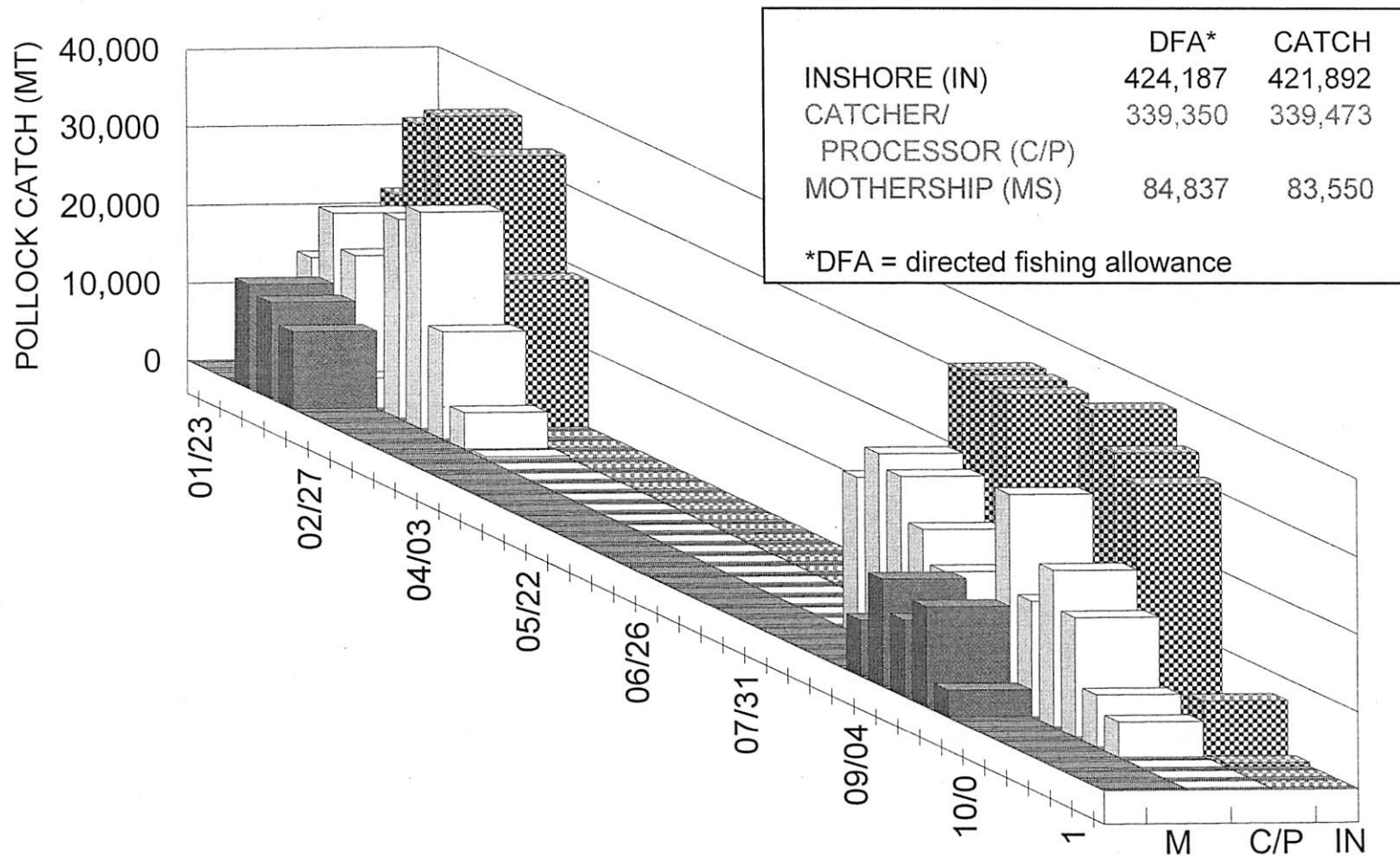
**NMFS FISHERIES  
MANAGEMENT  
REPORT**



# BSAI REPORTING AREAS



# 1999 BERING SEA POLLOCK CATCH



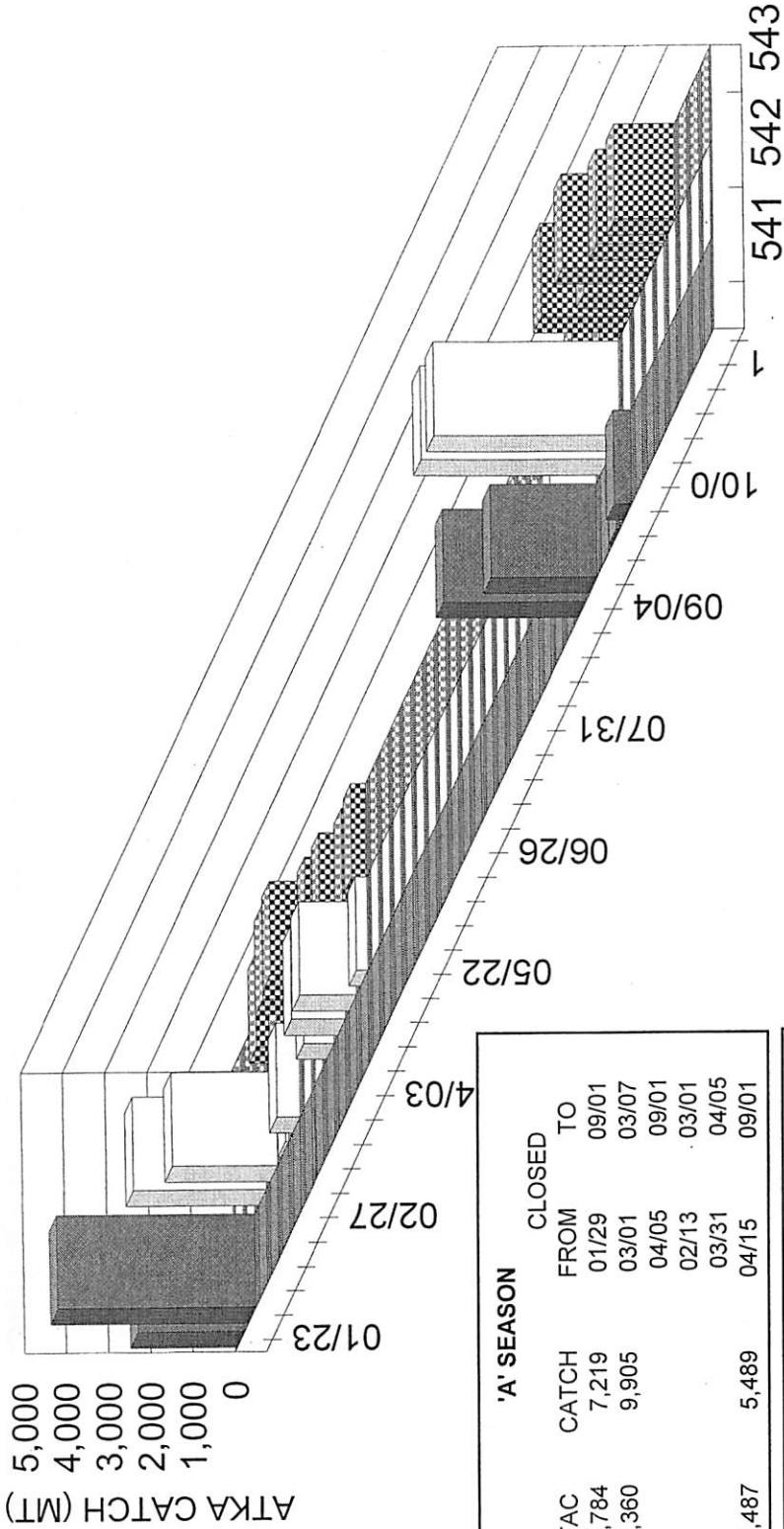
(through 11/20/99)

# 1999 BERING SEA POLLOCK INSEASON ACTIONS

	A1 Season	A2 Season	A1/A2 Seasons	B Season	B/C Seasons	C Season
Inshore	01/20 - 02/15*	02/20 - 02/28 (midnight)		08/01 - 08/26		09/15 - 10/06 10/24 - 10/26 (6 pm)
Inshore CH/CVOA	01/20 - 02/11	02/20 - 02/24		08/01 - 08/19		09/15 - 09/29
Mothership			02/01 - 02/17		09/01 - 09/27	
Mothership CH/CVOA			02/01 - 02/09		no allocation	
Catcher/processor	01/20 - no closures	02/20 - no closures		08/01 - 09/15*		09/15 - 11/01*
Catcher/processor CH/CVOA	01/20 - no closures	02/20 - no closures		no allocation		no allocation

\*closed by regulations

# 1999 BSAI TRAWL ATKA MACKEREL FISHERY



ATKA CATCH (MT)  
5,000  
4,000  
3,000  
2,000  
1,000  
0

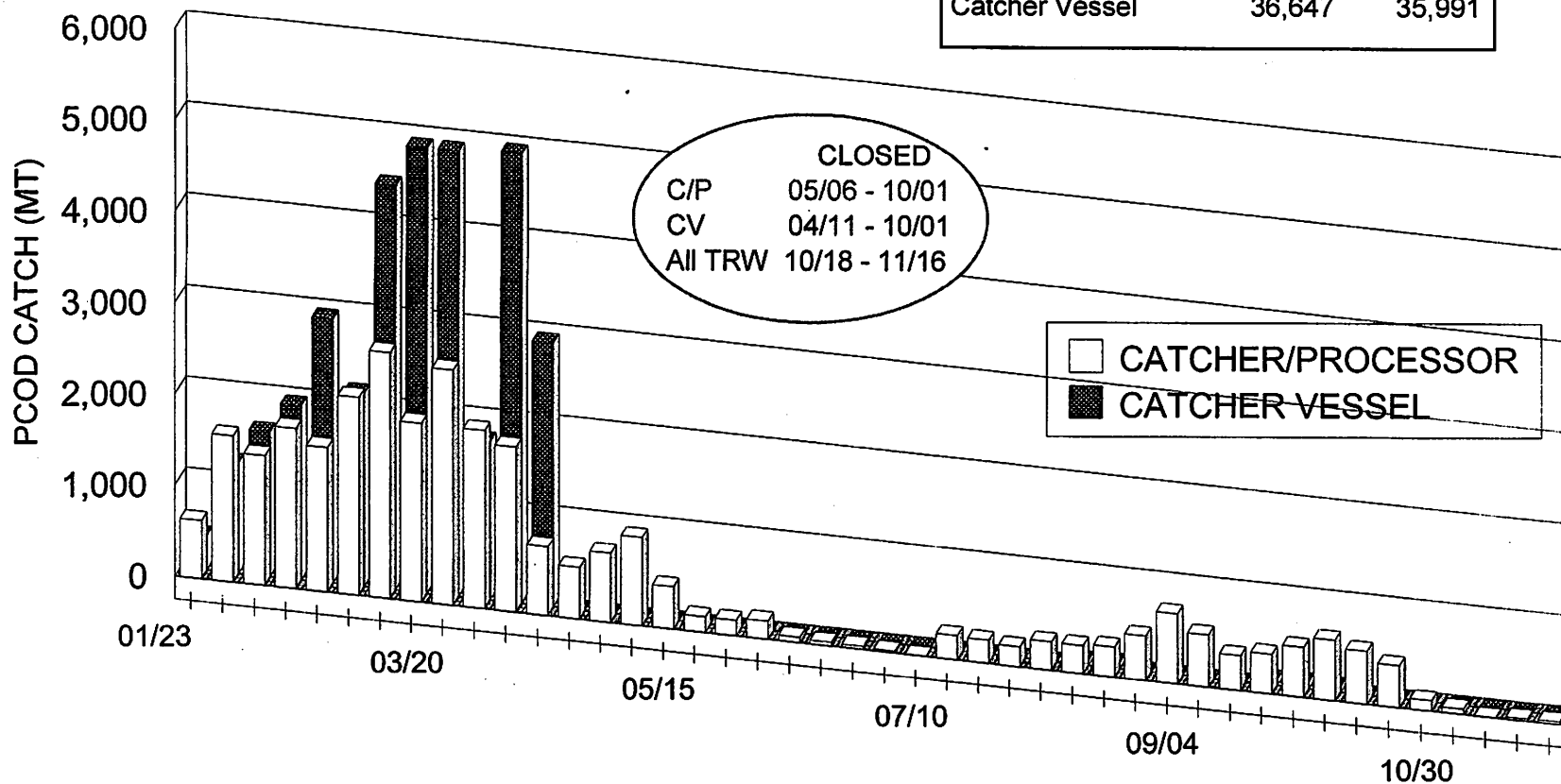
	TAC	CATCH	CLOSED	
			FROM	TO
541**	7,784	7,219	01/29	09/01
542	10,360	9,905	03/01	03/07
542 CH*			04/05	09/01
			02/13	03/01
			03/31	04/05
543	12,487	5,489	04/15	09/01

	TAC	CATCH	CLOSED	
			FROM	TO
541**	7,784	6,358	09/07	12/31
542	10,815	9,873	09/24	12/31
543	19,485	10,004	11/01	12/31

\*CH = Steller Sea Lion Critical Habitat  
\*\*541 + Bering Sea subarea

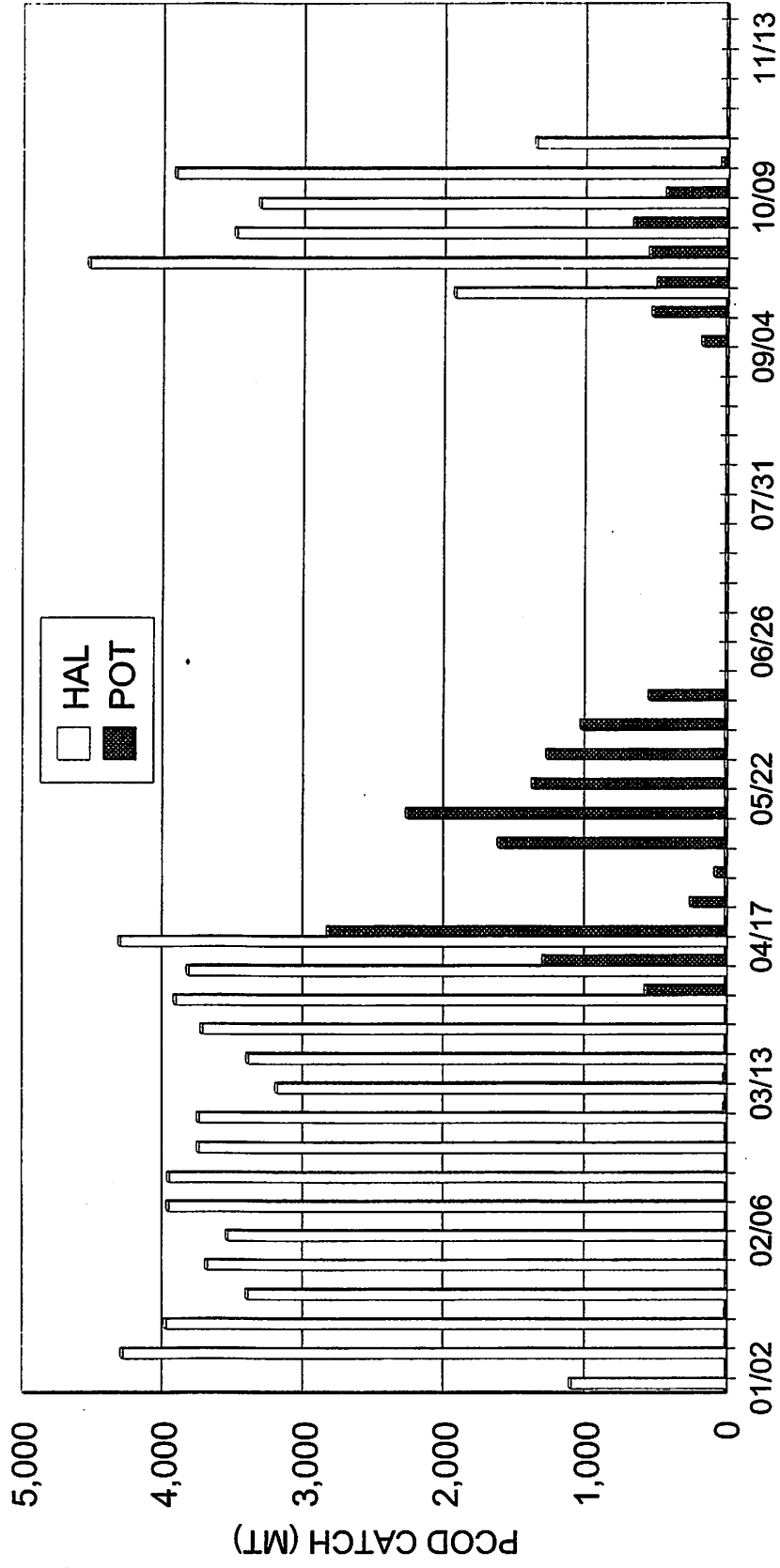
# 1999 BSAI TRAWL GEAR PACIFIC COD CATCH

	TAC	CATCH
Catcher/Processor	31,475	31,102
Catcher Vessel	36,647	35,991



(through 11/20/99)

# 1999 BSAI FIXED GEAR PACIFIC COD CATCH

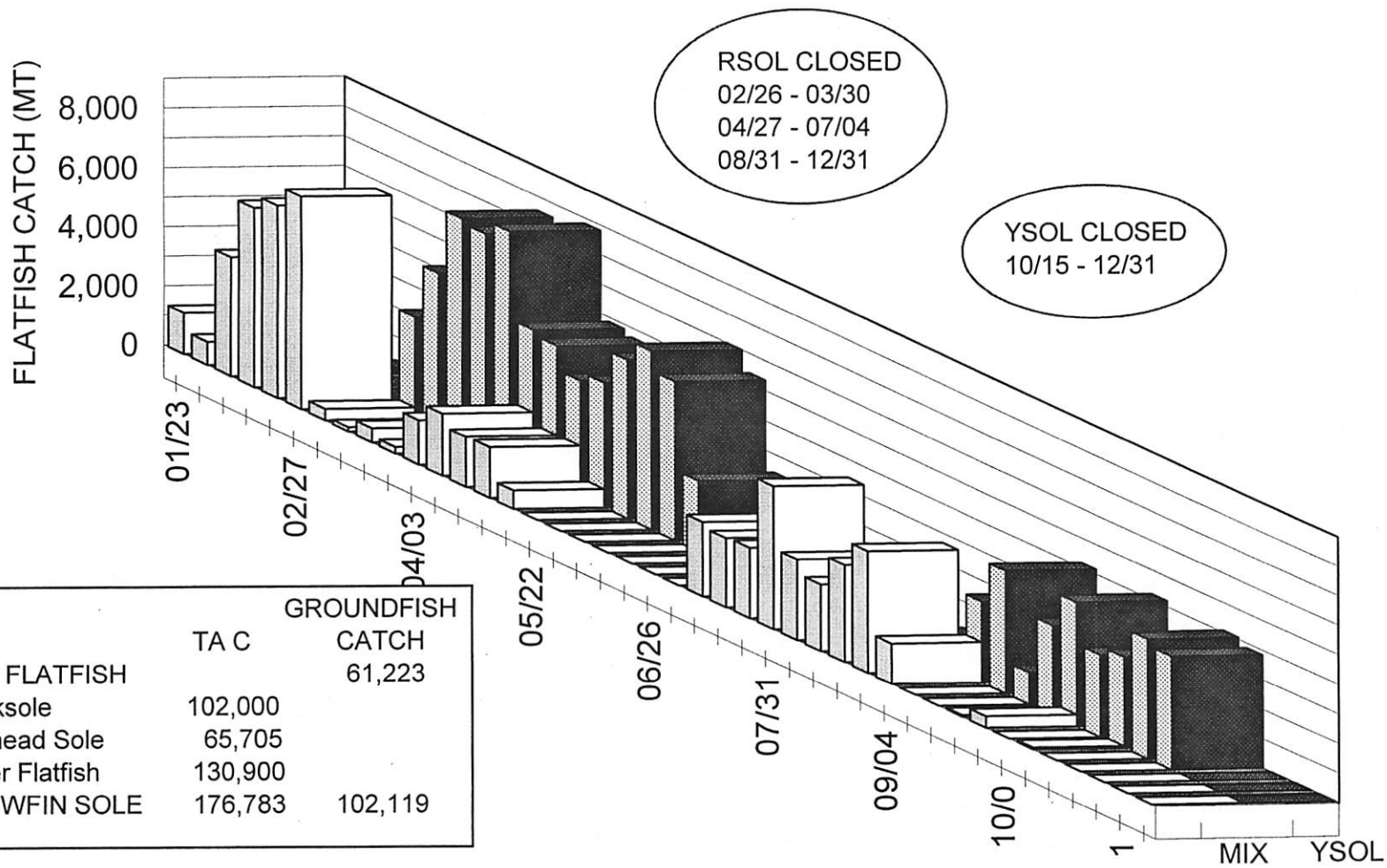


# 1999 BSAI FIXED GEAR PACIFIC COD INSEASON ACTIONS & CATCH

	TAC	Catch	Closed
A Season	60,000	62,870	HAL 04/17 - 09/15
			POT 04/17 - 05/01
B Season	8,500	8,834	POT 06/09 - 09/01
C Season	26,800	21,765	HAL, POT 10/19 - 12/06
TOTAL	95,300	93,470	



# 1999 BSAI TRW FLATFISH FISHERIES




	TA C	GROUND FISH CATCH
MIXED FLATFISH		61,223
Rocksole	102,000	
Flathead Sole	65,705	
Other Flatfish	130,900	
YELLOWFIN SOLE	176,783	102,119

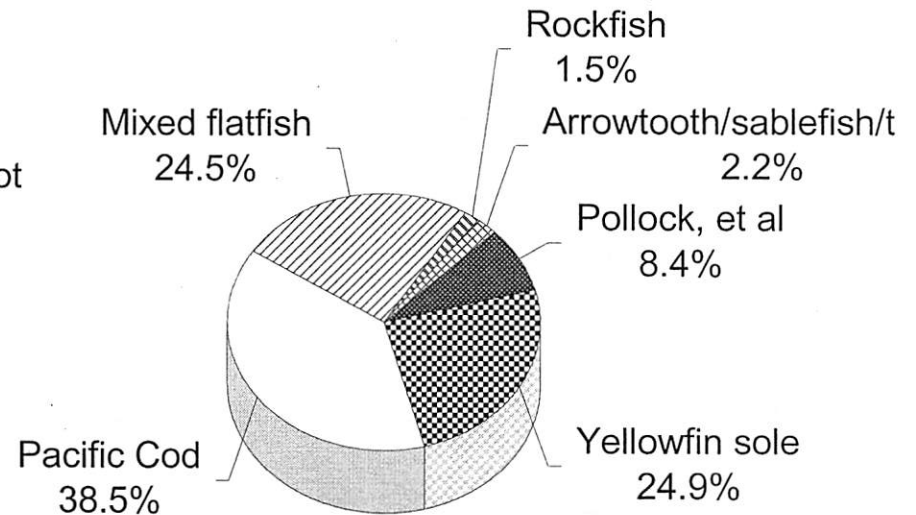
(through 11/20/99)

# 1999 BSAI TRW GROUND FISH CATCH & HALIBUT MORTALITY

GROUND FISH (MT)  
Total: 1,185,099

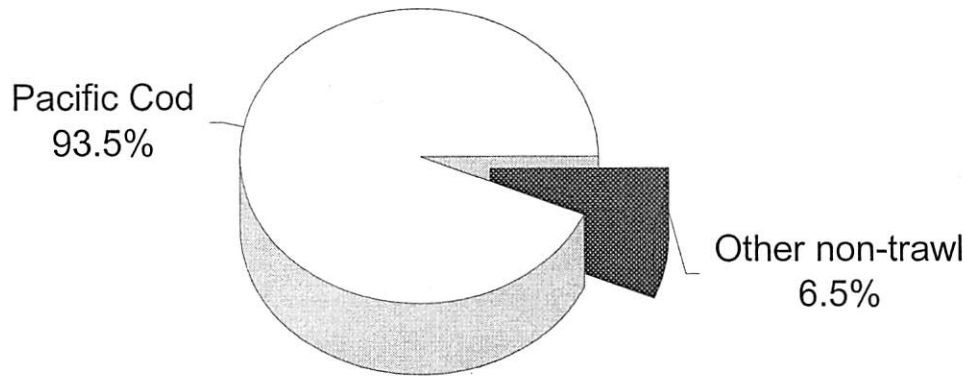


HALIBUT MORTALITY (MT)  
Total: 3,464  
PSC Limit: 3,492

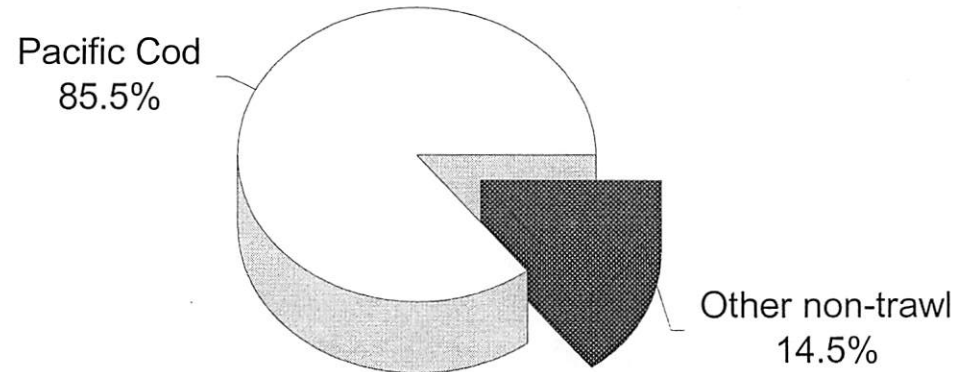


# 1999 BSAI LGL/POT GROUND FISH CATCH & HALIBUT MORTALITY

GROUND FISH (MT)  
Total: 96,525

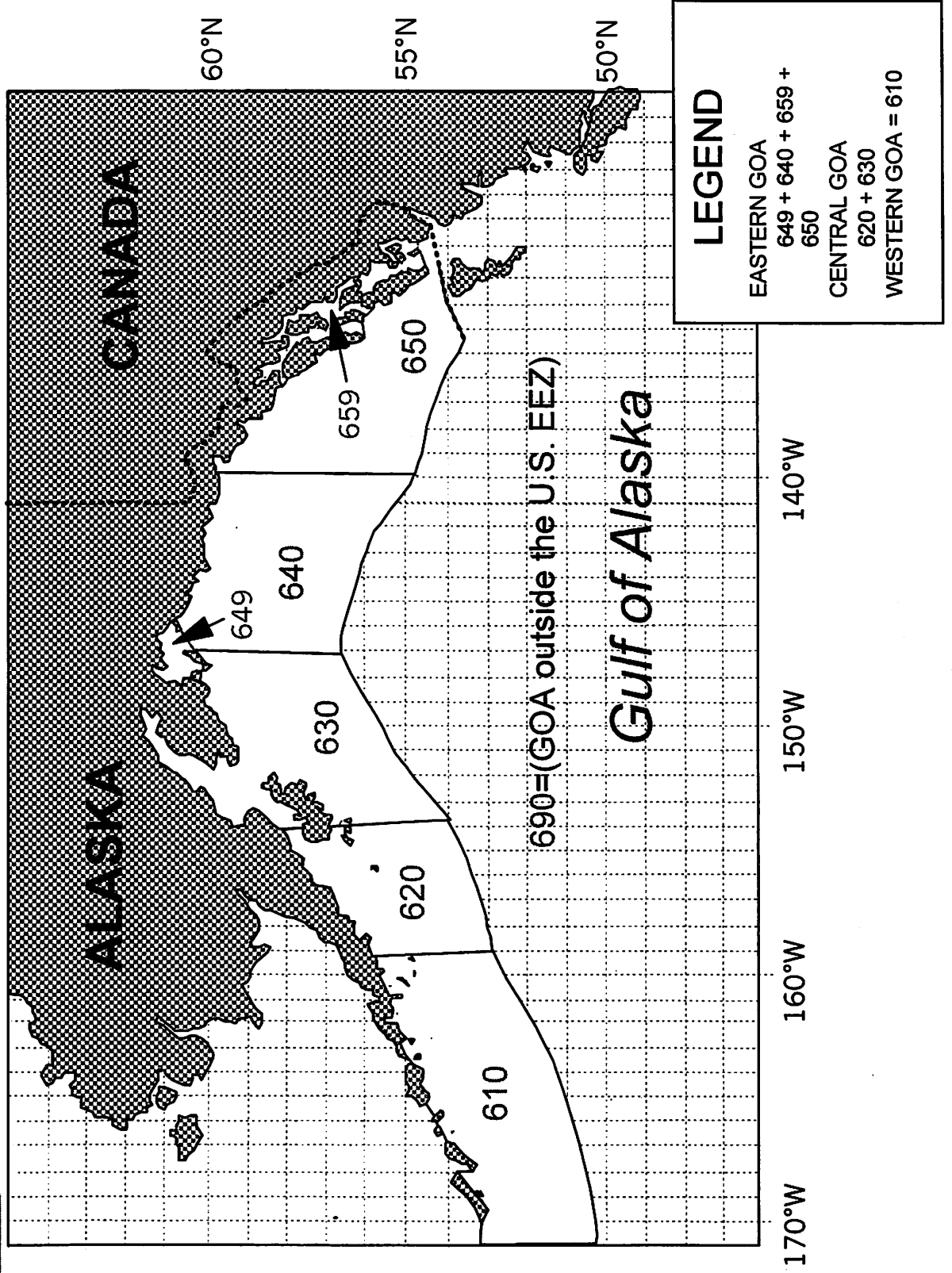


HALIBUT MORTALITY (MT)  
Total: 567  
PSC Limit: 832

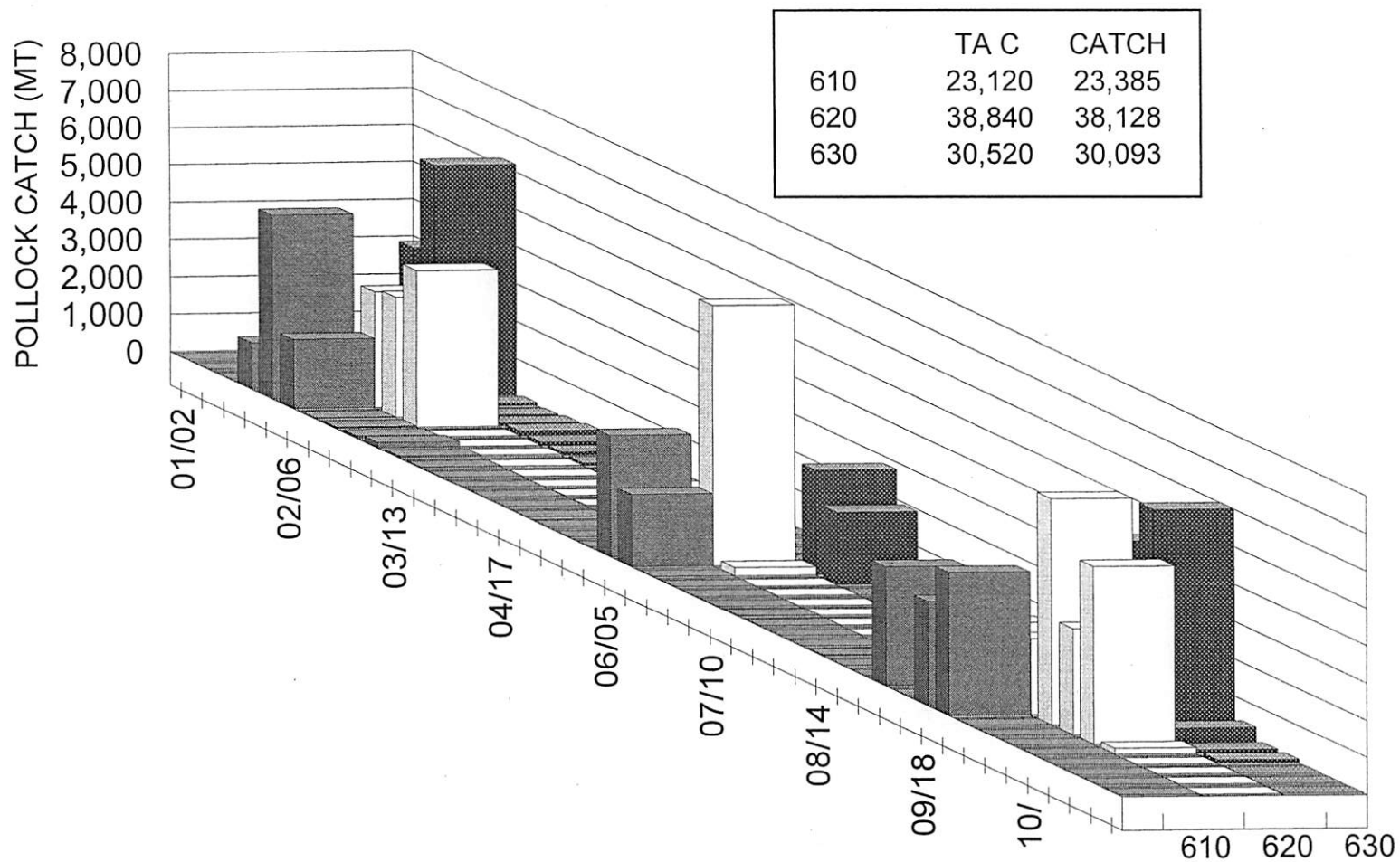


□ Pacific Cod  
■ Other non-trawl

# GOA REPORTING AREAS



# 1999 GOA POLLOCK CATCH

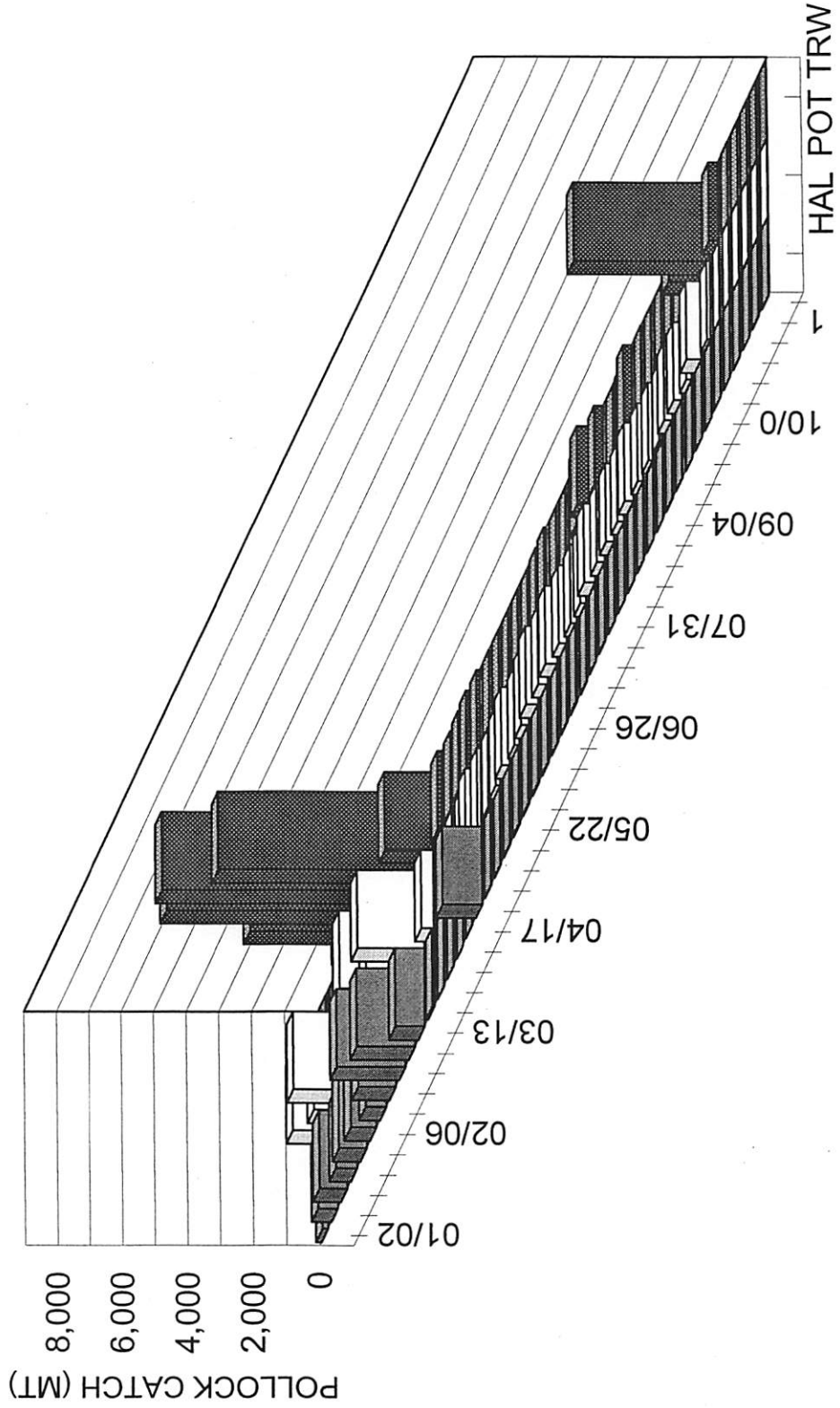


(through 11/20/99)

# 1999 GOA POLLOCK INSEASON ACTIONS

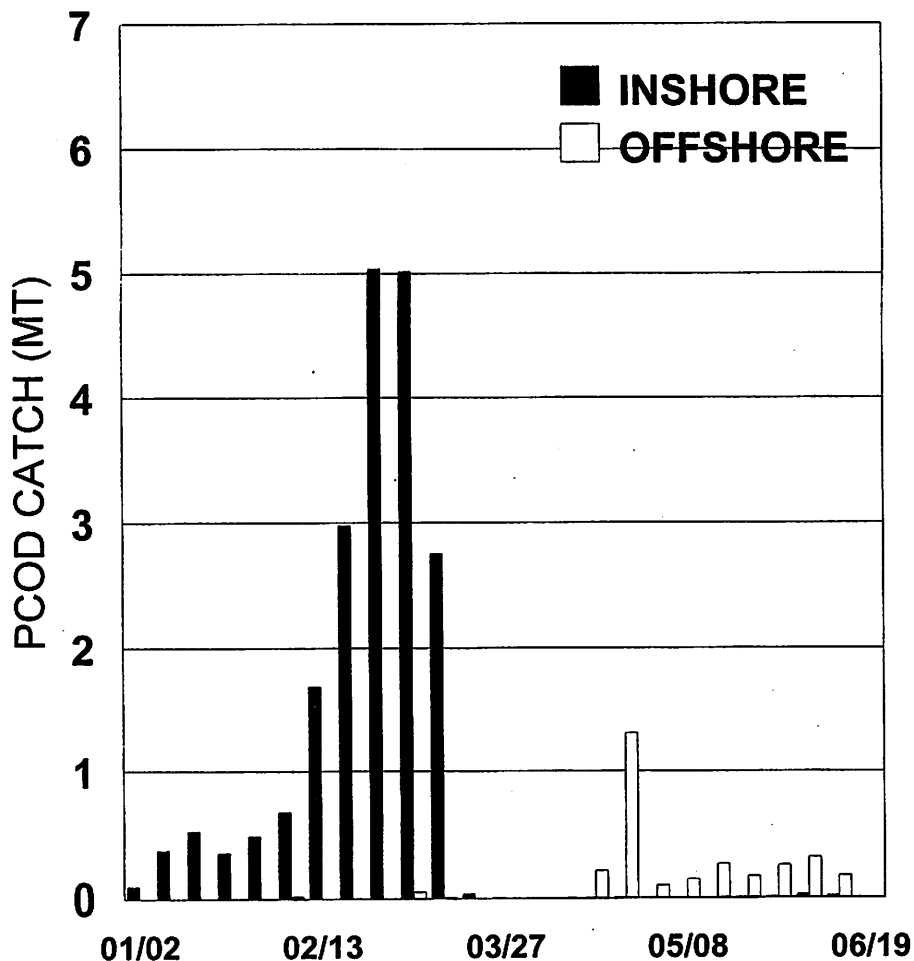
	A Season	B Season	C Season	D Season
Area 610	01/20 - 01/31	06/01 - 06/07	09/01 - 09/01 (6 hours)	09/14 - 09/20 09/23 - 09/23 (12 hours)
Area 620	01/20 - 02/17	06/01 - 06/11	09/01 - 09/02 09/14 - 10/01 (by regulations)	10/06 - 10/12 10/14 - 10/15 (midnight)
Area 630	01/20 - 01/27	06/01 - 06/10	09/01 - 09/02 09/14 - 09/16	09/21 - 09/24 (midnight)

# 1999 CENTRAL & WESTERN GOA PACIFIC COD CATCH BY WEEK & GEAR

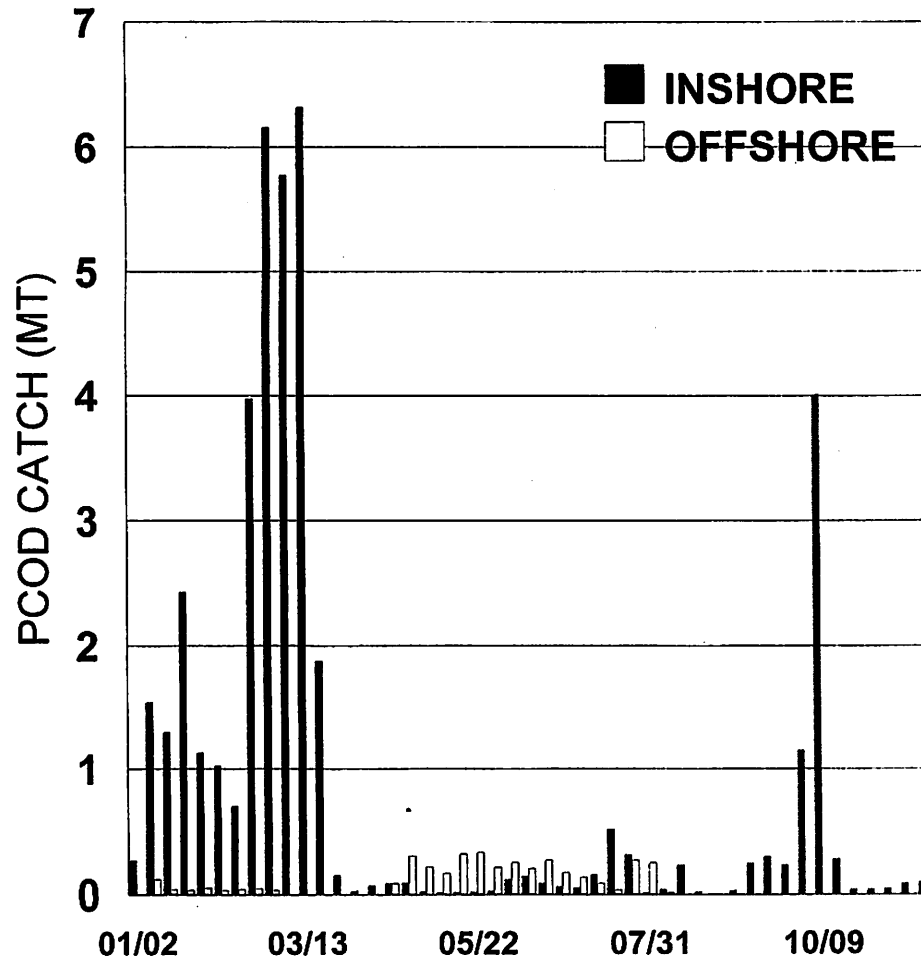


# 1999 GOA INSHORE & OFFSHORE PACIFIC COD FISHERIES

## Western GOA



## Central GOA



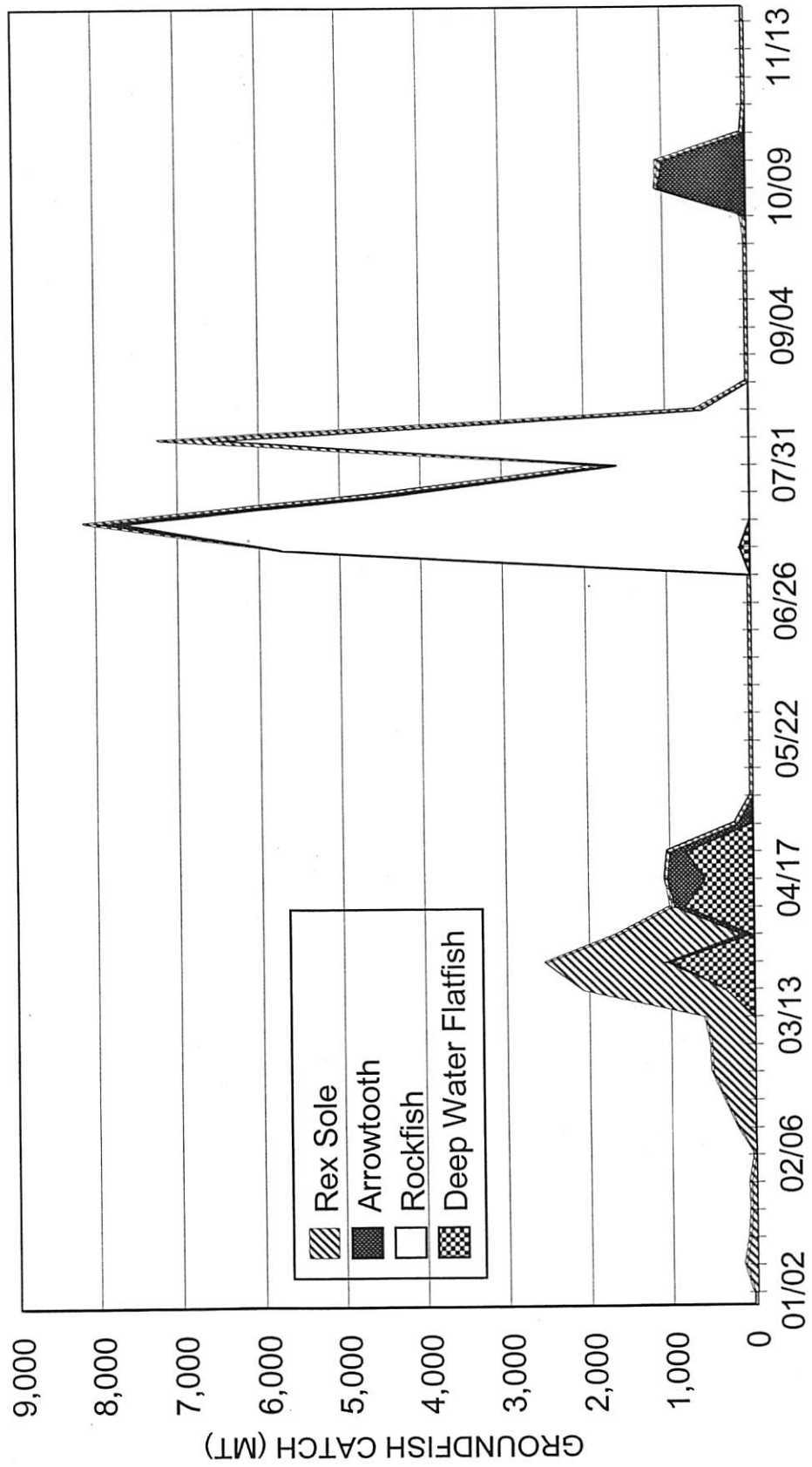
(through 11/20/99)



# 1999 GOA INSHORE & OFFSHORE PACIFIC COD FISHERIES INSEASON ACTIONS

	TAC	Catch	Closed
Western GOA Inshore (610)	21,267	20,190	03/08 - 12/31
Western GOA Offshore (610)	2,363	2,965	01/20 - 04/18 06/07 - 12/31
Central GOA Inshore (620, 630)	38,642	41,165	03/14 - 09/01 10/05 - 12/31
Central GOA Offshore (620, 630)	4,293	3,564	01/20 - 02/25 10/05 - 12/31

# 1999 GOA DEEP WATER TRAWL FISHERIES CATCH BY GROUNDFISH TARGET



# 1999 GOA GROUND FISH CATCH & HALIBUT MORTALITY BY GEAR & TARGET

SEASON	TRAWL GEAR									
	Shallow Water (SW) Complex					Deep Water (DW) Complex				
	Groundfish (mt)	Halibut Mortality (mt)	Mortality Allocation (mt)	Closure due to Halibut Mortality	Groundfish (mt)	Halibut Mortality (mt)	Mortality Allocation (mt)	Closure due to Halibut Mortality		
1 <sup>ST</sup> QTR	69,325	747	500		3,402	94	100	03/24 - 04/01		
2 <sup>ND</sup> QTR	19,514	3	100	03/20 - 04/01 04/01 - 07/04	8,722	297	300	04/25 - 07/04 07/21 - 08/06		
3 <sup>RD</sup> QTR	28,018	3	200	07/04 - 10/01 10/16 - 12/31	23,885	345	400	08/16 - 10/01 10/16 - 12/31		
4 <sup>TH</sup> QTR	22,939	557	#		2,256	81	#			
# Fourth Quarter halibut mortality allocation - 400 mt - is not apportioned by fishery TOTAL SW+DW COMPLEX = 178,061 mt groundfish; 2,127 mt halibut mortality; and 2,000 mt halibut mortality allocation										
HOOK & LINE GEAR										
JAN 01 - MAY 17	14,059	339	250							
MAY 18 - AUG 31	160	0	15	04/24 - 12/31						
SEP 15 - DEC 31	143	0	25							

National Marine Fisheries Service  
P.O. Box 21668  
Juneau, Alaska 99802-1668

Prepared: 12/02/99 at 2:57 PM  
NMFS/AKR Fish Management  
(907) 586-7229

1999 GULF OF ALASKA GROUND FISH QUOTAS  
AND PRELIMINARY CATCH IN ROUND METRIC TONS  
Data are from Weekly Production and Observer Reports through 11/27/99  
Quotas are based on Final Specifications

	TOTAL CATCH	QUOTA	REMAINING QUOTA	% TAKEN	LAST WK CATCH
<b>WEST, CENT PLCK</b>					
Pollock 610	23,385	23,120	-265	101	0
Pollock 620	38,133	38,840	707	98	0
Pollock 630	30,093	30,520	427	99	0
<b>WESTERN GULF</b>					
Arrowtooth Flounder	3,656	5,000	1,344	73	0
Deep Water Flatfish	22	240	218	9	0
Shallow Water Flatfish	252	4,500	4,248	6	0
Flathead Sole	184	2,000	1,816	9	0
Rex Sole	603	1,190	587	51	0
Pacific Ocean Perch	1,935	1,850	-85	105	0
Shortraker/Rougheye	194	160	-34	121	0
Pelagic Shelf Rockfish	130	530	400	25	0
Northern Rockfish	573	840	267	68	0
Other Rockfish	40	20	-20	200	0
Pacific Cod - Inshore	20,189	21,267	1,078	95	0
Pacific Cod - Offshore	2,965	2,363	-602	125	0
Sablefish (Hook & Line)	1,312	1,456	144	90	0
Sablefish (Trawl)	175	364	189	48	0
Thornyhead	282	260	-22	108	0
<b>CENTRAL GULF</b>					
Arrowtooth Flounder	11,790	25,000	13,210	47	0
Deep Water Flatfish	1,865	2,740	875	68	0
Shallow Water Flatfish	2,282	12,950	10,668	18	0
Flathead Sole	680	5,000	4,320	14	0
Rex Sole	2,391	5,490	3,099	44	0
Pacific Ocean Perch	7,914	6,760	-1,154	117	0
Shortraker/Rougheye	579	970	391	60	0
Pelagic Shelf Rockfish	3,835	3,370	-465	114	0
Northern rockfish	4,825	4,150	-675	116	0
Other Rockfish	616	650	34	95	0
Pacific Cod - Inshore	40,917	38,642	-2,275	106	0
Pacific Cod - Offshore	3,564	4,293	729	83	0
Sablefish (Hook & Line)	4,554	4,472	-82	102	0
Sablefish (Trawl)	1,315	1,118	-197	118	0
Thornyhead	582	700	118	83	0
<b>EASTERN GULF</b>					
Shortraker/Rougheye	536	460	-76	117	0
Pacific Cod - Inshore	877	1,143	266	77	6
Pacific Cod - Offshore	3	127	124	2	0
Thornyhead	416	1,030	614	40	0
<b>WEST YAKUTAT</b>					
Arrowtooth Flounder	382	2,500	2,118	15	0
Deep Water Flatfish	389	1,720	1,331	23	0
Shallow Water Flatfish	6	250	244	2	0
Flathead Sole	16	1,270	1,254	1	0
Rex Sole	41	850	809	5	0
Pacific Ocean Perch	627	820	193	76	0
Other Rockfish	122	470	348	26	0
Pelagic Shelf Rockfish	672	740	68	91	0
Pollock	1,759	2,110	351	83	0
Sablefish (Hook & Line)	1,518	1,825	307	83	0
Sablefish (Trawl)	191	265	74	72	0
<b>SOUTHEAST</b>					
Arrowtooth Flounder	241	2,500	2,259	10	1
Deep Water Flatfish	9	1,350	1,341	1	0
Shallow Water Flatfish	5	1,070	1,065	0	0
Flathead Sole	11	770	759	1	0
Rex Sole	22	1,620	1,598	1	0
Pacific Ocean Perch	0	3,160	3,160	0	0
Other Rockfish	12	4,130	4,118	0	1
Pelagic Shelf Rockfish	22	240	218	9	1
Pollock	4	6,330	6,326	0	0
Demersal Shelf Rockfish	281	560	279	50	11

Sablefish (Hook & Line)	3,158	3,200	42	99	0
ENTIRE GOA					
Other Species	3,821	14,600	10,779	26	5
Atka Mackerel	262	600	338	44	0
-----					
TOTALS:	227,235	306,535	79,300	74	25

National Marine Fisheries Service  
P.O. Box 21668  
Juneau, Alaska 99802-1668

Prepared: 12/02/99 at 2:57 PM  
NMFS/AKR Fish Management  
(907) 586-7229

1999 BERING SEA & ALEUTIANS GROUND FISH QUOTAS  
AND PRELIMINARY CATCH IN ROUND METRIC TONS

Data are from Weekly Production and Observer Reports through 11/27/99  
Quotas are based on Final Specifications

	TOTAL CATCH	QUOTA	REMAINING QUOTA	% TAKEN	LAST WK CATCH
<b>BERING SEA</b>					
Other Rockfish	135	314	179	43	1
Pacific Ocean Perch	380	1,190	810	32	1
Other Red Rockfish	215	227	12	95	3
Sablefish (Fixed Gear)	368	536	168	69	0
Sablefish (Trawl)	266	569	303	47	1
Greenland Turbot	5,211	5,126	-85	102	0
Pollock - Inshore	421,898	424,187	2,289	99	0
Pollock - AFA CP	340,379	339,350	-1,029	100	0
Pollock - AFA Mothership	83,551	84,837	1,286	98	0
Pollock - Incidental Ctch	41,853	44,426	2,573	94	5
<b>ALEUTIAN ISLANDS</b>					
Other Rockfish	632	583	-49	108	1
Pacific Ocean Perch, East	2,471	3,173	702	78	5
Pacific Ocean Perch, Cent	2,841	3,561	720	80	0
Pacific Ocean Perch, West	6,550	5,753	-797	114	0
Sharpchin/Northern	5,278	3,913	-1,365	135	5
Shortraker/Rougheye Fixed	145	268	123	54	0
Shortraker/Rougheye Trawl	341	625	284	55	0
Atka Mackerel - Eastern	16,229	15,568	-661	104	155
- Jig	0	157	157	0	0
Atka Mackerel - Central	21,581	20,720	-861	104	0
Atka Mackerel - Western	15,810	24,975	9,165	63	0
Sablefish (Fixed Gear)	550	828	278	66	0
Sablefish (Trawl)	15	293	278	5	0
Greenland Turbot	421	2,525	2,104	17	0
Pollock - Inshore	0	846	846	0	0
Pollock - AFA CP	60	676	616	9	0
Pollock - AFA Mothership	0	169	169	0	0
Pollock - Incidental Ctch	906	109	-797	831	2
<b>BERING SEA &amp; ALEUTIANS</b>					
Arrowtooth Flounder	10,532	114,201	103,669	9	8
Flathead Sole	17,814	65,705	47,891	27	1
Other Flatfish	15,163	130,900	115,737	12	1
Other Species	18,415	27,931	9,516	66	11
Pacific Cod (Trawl - C/P)	31,204	33,475	2,271	93	79
Pacific Cod (Trawl - C/V)	36,008	38,475	2,467	94	17
Pacific Cod (Fixed Gear)	93,072	91,300	-1,772	102	0
Pacific Cod (Jig)	164	475	311	35	1
Rock Sole	40,519	102,000	61,481	40	2
Squid	413	1,675	1,262	25	0
Yellowfin Sole	67,433	176,783	109,350	38	0
<b>BOGOSLOF</b>					
Pollock - Inshore	0	424	424	0	0
Pollock - AFA CP	1	338	337	0	0
Pollock - AFA Mothership	0	84	84	0	0
Pollock - Incidental Ctch	28	55	27	51	9
<b>TOTALS:</b>	<b>1,298,852</b>	<b>1,769,325</b>	<b>470,473</b>	<b>73</b>	<b>307</b>

National Marine Fisheries Service  
P.O. Box 21668  
Juneau, Alaska 99802-1668

Prepared: 12/02/99 at 2:58 PM  
NMFS/AKR Fish Management  
(907) 586-7229

1999 GULF OF ALASKA REPORT ON DAP HARVEST  
BY GEAR TYPE

Data are from Weekly Production and Observer Reports through 11/27/99

	TRAWL	H&L	POT	OTHER	TOTAL
<b>WEST, CENT PLCK</b>					
Pollock 610	23,376	9	0	0	23,385
Pollock 620	38,121	10	2	0	38,133
Pollock 630	29,962	128	3	0	30,093
<b>WESTERN GULF</b>					
Arrowtooth Flounder	3,433	222	1	0	3,656
Deep Water Flatfish	15	7	0	0	22
Shallow Water Flatfish	230	22	0	0	252
Flathead Sole	183	1	0	0	184
Rex Sole	602	0	0	0	602
Pacific Ocean Perch	1,935	0	0	0	1,935
Shortraker/Rougheye	113	81	0	0	194
Pelagic Shelf Rockfish	127	3	0	0	130
Northern Rockfish	573	1	0	0	574
Other Rockfish	31	9	0	0	40
Pacific Cod - Inshore	15,040	3,989	1,161	0	20,190
Pacific Cod - Offshore	111	1,242	1,612	0	2,965
Sablefish (Hook & Line)	0	1,312	0	0	1,312
Sablefish (Trawl)	175	0	0	0	175
Thornyhead	198	84	0	0	282
<b>CENTRAL GULF</b>					
Arrowtooth Flounder	10,972	797	20	0	11,789
Deep Water Flatfish	1,851	14	0	0	1,865
Shallow Water Flatfish	2,240	36	6	0	2,282
Flathead Sole	652	27	0	0	679
Rex Sole	2,392	0	0	0	2,392
Pacific Ocean Perch	7,914	0	0	0	7,914
Shortraker/Rougheye	447	132	0	0	579
Pelagic Shelf Rockfish	3,824	9	2	0	3,835
Northern rockfish	4,824	0	0	0	4,824
Other Rockfish	568	47	0	0	615
Pacific Cod - Inshore	20,820	6,656	13,441	0	40,917
Pacific Cod - Offshore	1,107	10	2,446	0	3,563
Sablefish (Hook & Line)	0	4,549	5	0	4,554
Sablefish (Trawl)	1,315	0	0	0	1,315
Thornyhead	465	117	0	0	582
<b>EASTERN GULF</b>					
Shortraker/Rougheye	167	369	0	0	536
Pacific Cod - Inshore	69	504	304	0	877
Pacific Cod - Offshore	2	0	0	0	2
Thornyhead	129	287	0	0	416
<b>WEST YAKUTAT</b>					
Arrowtooth Flounder	314	68	0	0	382
Deep Water Flatfish	386	3	0	0	389
Shallow Water Flatfish	5	1	0	0	6
Flathead Sole	15	1	0	0	16
Rex Sole	41	0	0	0	41
Pacific Ocean Perch	627	0	0	0	627
Other Rockfish	82	39	0	0	121
Pelagic Shelf Rockfish	667	5	0	0	672
Pollock	1,759	0	0	0	1,759
Sablefish (Hook & Line)	0	1,518	0	0	1,518
Sablefish (Trawl)	191	0	0	0	191
<b>SOUTHEAST</b>					
Arrowtooth Flounder	23	219	0	0	242
Deep Water Flatfish	0	10	0	0	10
Shallow Water Flatfish	2	3	0	0	5
Flathead Sole	10	1	0	0	11
Rex Sole	22	0	0	0	22
Pacific Ocean Perch	0	0	0	0	0
Other Rockfish	0	12	0	0	12
Pelagic Shelf Rockfish	0	22	0	0	22
Pollock	1	3	0	0	4
Demersal Shelf Rockfish	0	281	0	0	281
Sablefish (Hook & Line)	0	3,158	0	0	3,158

ENTIRE GOA					
Other Species	2,085	1,502	235	0	3,822
Atka Mackerel	261	1	0	0	262
-----					
TOTALS:	180,474	27,521	19,238	0	227,233



National Marine Fisheries Service  
P.O. Box 21668  
Juneau, Alaska 99802-1668

Prepared: 12/02/99 at 2:58 PM  
NMFS/AKR Fish Management  
(907) 586-7229

1999 BERING SEA & ALEUTIANS REPORT ON DAP HARVEST  
BY GEAR TYPE

Data are from Weekly Production and Observer Reports through 11/27/99

	TRAWL	H&L	POT	OTHER	TOTAL
<b>BERING SEA</b>					
Other Rockfish	58	75	2	0	135
Pacific Ocean Perch	380	0	0	0	380
Other Red Rockfish	175	38	1	0	214
Sablefish (Fixed Gear)	0	348	21	0	369
Sablefish (Trawl)	266	0	0	0	266
Greenland Turbot	1,644	3,542	25	0	5,211
Pollock - Inshore	421,898	0	0	0	421,898
Pollock - AFA CP	340,380	0	0	0	340,380
Pollock - AFA Mothership	83,550	0	0	0	83,550
Pollock - Incidental Ctch	38,532	3,300	21	0	41,853
<b>ALEUTIAN ISLANDS</b>					
Other Rockfish	497	134	1	0	632
Pacific Ocean Perch, East	2,470	0	0	0	2,470
Pacific Ocean Perch, Cent	2,841	0	0	0	2,841
Pacific Ocean Perch, West	6,551	0	0	0	6,551
Sharpchin/Northern	5,244	35	0	0	5,279
Shortraker/Rougheye Fixed	0	144	0	0	144
Shortraker/Rougheye Trawl	340	0	0	0	340
Atka Mackerel - Eastern	16,213	6	11	0	16,230
- Jig	0	0	0	0	0
Atka Mackerel - Central	21,519	62	0	0	21,581
Atka Mackerel - Western	15,807	3	0	0	15,810
Sablefish (Fixed Gear)	0	540	10	0	550
Sablefish (Trawl)	15	0	0	0	15
Greenland Turbot	71	338	12	0	421
Pollock - Inshore	0	0	0	0	0
Pollock - AFA CP	60	0	0	0	60
Pollock - AFA Mothership	0	0	0	0	0
Pollock - Incidental Ctch	892	12	2	0	906
<b>BERING SEA &amp; ALEUTIANS</b>					
Arrowtooth Flounder	9,078	1,430	24	0	10,532
Flathead Sole	17,562	252	0	0	17,814
Other Flatfish	15,066	95	1	0	15,162
Other Species	8,992	8,683	739	0	18,414
Pacific Cod (Trawl - C/P)	31,204	0	0	0	31,204
Pacific Cod (Trawl - C/V)	36,008	0	0	0	36,008
Pacific Cod (Fixed Gear)	0	76,945	16,127	0	93,072
Pacific Cod (Jig)	0	164	0	0	164
Rock Sole	40,457	60	2	0	40,519
Squid	414	0	0	0	414
Yellowfin Sole	67,213	149	71	0	67,433
<b>BOGOSLOF</b>					
Pollock - Inshore	0	0	0	0	0
Pollock - AFA CP	1	0	0	0	1
Pollock - AFA Mothership	0	0	0	0	0
Pollock - Incidental Ctch	16	11	2	0	29
<b>TOTALS:</b>					
	1,185,414	96,366	17,072	0	1,298,852

1999 GULF OF ALASKA GROUND FISH DISCARDS IN ROUND METRIC TONS  
Data are from Weekly Production and Observer Reports through 11/27/99

	SHORESIDE			MOTHERSHIP		CATCHER-PROC	
	TOTAL CATCH	AT-SEA DISC	PLANT DISC	TOTAL CATCH	DISC	TOTAL CATCH	DISC
<b>WEST, CENT PLCK</b>							
Pollock 610	23120	471	0	99	1	167	50
Pollock 620	38095	771	0	0	0	38	14
Pollock 630	29952	485	0	0	0	141	93
<b>WESTERN GULF</b>							
Arrowtooth Flounder	1225	1206	0	0	0	2431	1401
Deep Water Flatfish	11	9	0	0	0	11	8
Shallow Water Flatfish	144	119	0	0	0	109	73
Flathead Sole	57	48	0	0	0	127	50
Rex Sole	5	5	0	0	0	597	21
Pacific Ocean Perch	58	55	0	0	0	1877	161
Shortraker/Rougheye	52	39	0	0	0	142	69
Pelagic Shelf Rockfish	28	28	0	0	0	102	10
Northern Rockfish	47	47	0	0	0	526	41
Other Rockfish	4	1	0	0	0	36	22
Pacific Cod - Inshore	15672	226	0	0	0	4517	42
Pacific Cod - Offshore	0	0	0	237	0	2728	35
Sablefish (Hook & Line)	715	30	0	0	0	597	8
Sablefish (Trawl)	36	36	0	0	0	140	68
Thornyhead	49	24	0	0	0	234	61
<b>CENTRAL GULF</b>							
Arrowtooth Flounder	5959	4272	0	0	0	5831	4388
Deep Water Flatfish	1554	228	0	0	0	311	199
Shallow Water Flatfish	2219	326	0	1	0	63	30
Flathead Sole	410	118	0	0	0	269	104
Rex Sole	229	57	0	0	0	2163	50
Pacific Ocean Perch	3271	778	0	0	0	4643	393
Shortraker/Rougheye	267	175	0	0	0	312	21
Pelagic Shelf Rockfish	1738	329	0	0	0	2097	62
Northern rockfish	2099	94	0	0	0	2725	415
Other Rockfish	354	274	0	0	0	261	179
Pacific Cod - Inshore	39400	1146	2	0	0	1518	63
Pacific Cod - Offshore	0	0	0	214	0	3349	17
Sablefish (Hook & Line)	3905	120	0	0	0	650	11
Sablefish (Trawl)	839	399	0	0	0	477	173
Thornyhead	392	97	0	0	0	190	27
<b>EASTERN GULF</b>							
Shortraker/Rougheye	344	58	4	0	0	192	35
Pacific Cod - Inshore	817	90	8	0	0	60	0
Pacific Cod - Offshore	0	0	0	0	0	3	1
Thornyhead	348	24	1	0	0	68	3
<b>WEST YAKUTAT</b>							
Arrowtooth Flounder	227	217	0	0	0	154	78
Deep Water Flatfish	329	3	0	0	0	60	7
Shallow Water Flatfish	7	6	0	0	0	0	0
Flathead Sole	5	3	0	0	0	10	7
Rex Sole	3	1	0	0	0	38	1
Pacific Ocean Perch	77	3	0	0	0	550	53
Other Rockfish	50	2	0	0	0	71	62
Pelagic Shelf Rockfish	54	1	0	0	0	618	5
Pollock	1747	10	0	0	0	12	12
Sablefish (Hook & Line)	1416	26	0	0	0	102	2
Sablefish (Trawl)	63	35	0	0	0	127	0
<b>SOUTHEAST</b>							
Arrowtooth Flounder	215	214	0	0	0	27	27
Deep Water Flatfish	8	7	0	0	0	2	2
Shallow Water Flatfish	3	3	0	0	0	2	0
Flathead Sole	1	1	0	0	0	10	0
Rex Sole	0	0	0	0	0	22	0
Pacific Ocean Perch	0	0	0	0	0	0	0
Other Rockfish	12	4	0	0	0	0	0
Pelagic Shelf Rockfish	22	0	0	0	0	0	0
Pollock	3	2	0	0	0	1	0
Demersal Shelf Rockfish	281	0	2	0	0	0	0
Sablefish (Hook & Line)	3019	67	1	0	0	138	6

ENTIRE GOA

Other Species	2670	2127	0	4	4	1148	1130
Atka Mackerel	119	1	0	0	0	143	33
-----							
TOTALS:	183746	14918	18	555	5	42937	9823

1999 BERING SEA & ALEUTIANS GROUND FISH DISCARDS IN ROUND METRIC TONS  
Data are from Weekly Production and Observer Reports through 11/27/99

	SHORESIDE			MOTHERSHIP		CATCHER-PROC	
	TOTAL CATCH	AT-SEA DISC	PLANT DISC	TOTAL CATCH	DISC	TOTAL CATCH	DISC
<b>BERING SEA</b>							
Other Rockfish	24	13	0	0	0	111	44
Pacific Ocean Perch	46	21	0	0	0	334	112
Other Red Rockfish	18	17	0	0	0	197	131
Sablefish (Fixed Gear)	142	5	0	0	0	227	52
Sablefish (Trawl)	5	0	0	0	0	261	42
Greenland Turbot	148	53	0	2	1	5062	562
Pollock - Inshore	421898	3299	0	0	0	0	0
Pollock - AFA CP	0	0	0	8124	103	332255	1814
Pollock - AFA Mothership	0	0	0	83550	187	0	0
Pollock - Incidental Ctch	11634	7341	0	232	131	29987	15272
<b>ALEUTIAN ISLANDS</b>							
Other Rockfish	20	7	0	13	9	599	365
Pacific Ocean Perch, East	0	0	0	5	5	2465	240
Pacific Ocean Perch, Cent	0	0	0	0	0	2841	283
Pacific Ocean Perch, West	0	0	0	0	0	6551	927
Sharpchin/Northern	1	1	0	24	24	5254	4730
Shortraker/Rougheye Fixed	5	3	0	0	0	139	113
Shortraker/Rougheye Trawl	0	0	0	0	0	340	78
Atka Mackerel - Eastern	69	69	0	28	28	16132	669
- Jig	0	0	0	0	0	0	0
Atka Mackerel - Central	0	0	0	0	0	21581	2912
Atka Mackerel - Western	0	0	0	0	0	15810	1227
Sablefish (Fixed Gear)	157	5	0	14	0	379	41
Sablefish (Trawl)	0	0	0	0	0	15	0
Greenland Turbot	79	33	0	0	0	343	56
Pollock - Inshore	0	0	0	0	0	0	0
Pollock - AFA CP	0	0	0	0	0	60	0
Pollock - AFA Mothership	0	0	0	0	0	0	0
Pollock - Incidental Ctch	385	385	0	61	1	459	92
<b>BERING SEA &amp; ALEUTIANS</b>							
Arrowtooth Flounder	573	492	0	58	58	9902	7622
Flathead Sole	688	451	0	350	346	16775	3791
Other Flatfish	871	207	0	3	3	14288	12647
Other Species	1686	1559	0	209	200	16520	15373
Pacific Cod (Trawl - C/P)	0	0	0	0	0	31204	1533
Pacific Cod (Trawl - C/V)	28908	258	1	7100	192	0	0
Pacific Cod (Fixed Gear)	12207	143	0	1067	6	79798	1144
Pacific Cod (Jig)	164	0	0	0	0	0	0
Rock Sole	4503	4432	0	401	399	35616	20446
Squid	187	78	0	0	0	227	151
Yellowfin Sole	1356	127	0	30	30	66047	12006
<b>BOGOSLOP</b>							
Pollock - Inshore	0	0	0	0	0	0	0
Pollock - AFA CP	0	0	0	0	0	1	0
Pollock - AFA Mothership	0	0	0	0	0	0	0
Pollock - Incidental Ctch	2	2	0	0	0	27	10
<b>TOTALS:</b>	<b>485776</b>	<b>19001</b>	<b>1</b>	<b>101271</b>	<b>1723</b>	<b>711807</b>	<b>104485</b>

NMFS/AKR  
12/02/99  
15:01:01

1999 GULF OF ALASKA FISHERIES  
TRAWL HALIBUT BYCATCH MORTALITY (METRIC TONS)  
Week Ending: 11/27/99

WED	SHALLOW WATER COMPLEX		DEEP WATER COMPLEX		GRAND TOTAL
	WEEK TOTAL	CUMULATIVE TOTAL	WEEK TOTAL	CUMULATIVE TOTAL	
01/23/99	6	6	1	1	7
01/30/99	9	15	4	5	20
02/06/99	15	30	2	7	37
02/13/99	19	49	2	9	57
02/20/99	71	120	2	11	131
02/27/99	177	297	0	11	308
03/06/99	221	518	4	15	533
03/13/99	180	698	9	24	721
03/20/99	49	747	24	48	794
03/27/99	0	747	46	94	840
04/03/99	0	747	25	119	865
04/10/99	0	747	86	204	951
04/17/99	0	747	77	282	1,028
04/24/99	0	747	101	383	1,129
05/01/99	0	747	8	391	1,137
05/22/99	0	747	0	391	1,137
05/29/99	0	747	0	391	1,138
06/05/99	1	748	0	391	1,139
06/12/99	2	750	0	391	1,141
06/19/99	0	750	0	391	1,141
07/10/99	0	750	103	494	1,244
07/17/99	0	750	103	596	1,346
07/24/99	0	750	36	632	1,382
08/07/99	0	750	37	669	1,419
08/14/99	0	750	61	730	1,480
08/21/99	0	750	6	736	1,486
09/04/99	0	751	0	736	1,486
09/18/99	1	752	0	736	1,488
09/25/99	2	753	0	736	1,489
10/02/99	104	858	1	737	1,595
10/09/99	401	1259	43	780	2,039
10/16/99	48	1307	36	817	2,123
10/23/99	4	1310	0	817	2,127
	CAP: 800		CAP: 800		
	‡ OF CAP: 164‡		‡ OF CAP: 102‡		
	REMAINING: -510		REMAINING: -17		

SEASONAL HALIBUT BYCATCH MORTALITY CAPS			
SEASON	SHALLOW COMPLEX	DEEP COMPLEX	TOTAL
Jan 01 - Mar 31	500 MT	100 MT	600 MT
Apr 01 - Jul 03	100 MT	300 MT	400 MT
Jul 04 - Sep 30	200 MT	400 MT	600 MT
Oct 01 - Dec 31	- No Apportionment	-	400 MT
TOTALS	800 MT	800 MT	2000 MT
Balance of 4th Quarter available for all trawl fisheries			

Shallow Water Complex = pollock, Pacific cod, shallow-water flatfish, flathead sole, Atka mackerel, and "other species."  
 Deep Water Complex = sablefish, rockfish, rex sole, arrowtooth flounder, and deep-water flatfish.

NMFS/AKR  
12/02/99  
15:01:00

1999 GULF OF ALASKA FISHERIES  
HOOK & LINE HALIBUT BYCATCH MORTALITY (METRIC TONS)  
Week Ending: 11/27/99

OTHER HOOK & LINE FISHERIES		
WED	WEEKLY	TOTAL
01/02/99	3	3
01/09/99	9	12
01/16/99	14	26
01/23/99	12	38
01/30/99	17	55
02/06/99	14	69
02/13/99	10	79
02/20/99	17	96
02/27/99	54	150
03/06/99	50	199
03/13/99	35	235
03/20/99	3	238
03/27/99	1	238
04/03/99	0	239
04/10/99	0	239
04/17/99	1	240
04/24/99	97	337
05/01/99	0	337
05/08/99	0	337
05/15/99	0	338
05/22/99	0	338
05/29/99	0	339
06/05/99	0	339
06/12/99	0	339
06/19/99	0	340
06/26/99	0	340
07/03/99	0	340
07/10/99	0	340
07/17/99	0	341
07/24/99	2	343
07/31/99	0	343
08/07/99	0	343
08/14/99	0	343
08/21/99	0	343
08/28/99	0	343
09/04/99	0	343
09/11/99	0	344
09/18/99	0	344
09/25/99	0	344
10/02/99	0	344
10/09/99	0	344
10/16/99	0	344
10/23/99	0	345
10/30/99	0	345
11/06/99	0	345
11/13/99	1	346
11/20/99	1	347
11/27/99	0	347
CAP:		265
% OF SEASONAL CAP:		131%
REMAINING:		-82

1999 HOOK-AND-LINE GROUND FISH FISHERIES HALIBUT MORTALITY CAPS

SEASON	OTHER HOOK AND LINE FISHERIES
Jan 01 - May 17	250 MT
May 18 - Aug 31	15 MT
Sep 15 - Dec 31	25 MT
Annual Total:	290 MT

Sablefish fishery is exempt from halibut bycatch restrictions.  
Other hook and line fisheries are all H&L fisheries except  
sablefish and demersal shelf rockfish in the Southeast District.

Halibut mortality for the demersal shelf rockfish fishery,  
Southeast District is not listed due to insufficient observer  
coverage.

NMFS/AKR  
12/02/99  
15:01:02

1999 GULF OF ALASKA FISHERIES  
CHINOOK & OTHER SALMON BYCATCH  
Week Ending:11/27/99

TRAWL GEAR

WEEK	CHINOOK SALMON		'OTHER' SALMON	
	WEEKLY NUMBER	CUMULATIVE NUMBER	WEEKLY NUMBER	CUMULATIVE NUMBER
01/23	1,128	1,128	113	113
01/30	2,633	3,761	171	285
02/06	1,783	5,544	537	821
02/13	2,197	7,741	1,253	2,075
02/20	3,120	10,861	2,165	4,240
02/27	326	11,188	35	4,275
03/06	275	11,463	32	4,307
03/13	207	11,669	29	4,336
03/20	131	11,800	0	4,336
03/27	21	11,822	11	4,347
04/03	231	12,052	40	4,387
04/10	461	12,513	45	4,432
04/17	425	12,939	191	4,623
04/24	545	13,483	64	4,687
05/01	40	13,524	13	4,700
05/22	3	13,527	1	4,701
05/29	24	13,551	8	4,709
06/05	115	13,666	153	4,862
06/12	130	13,795	271	5,133
06/19	34	13,829	5	5,138
07/10	90	13,919	32	5,170
07/17	157	14,076	287	5,456
07/24	114	14,191	234	5,691
08/07	14	14,204	90	5,781
08/14	316	14,521	887	6,668
08/21	21	14,542	55	6,723
09/04	2,195	16,737	119	6,842
09/18	1,233	17,969	198	7,039
09/25	2,442	20,411	276	7,316
10/02	4,974	25,385	102	7,418
10/09	2,957	28,342	0	7,418
10/16	3,539	31,881	1	7,419
10/23	26	31,907	7	7,425

NOTE: No PSC Limits apply to salmon.

Data based on observer reports, extrapolated to total groundfish harvest. Estimates for all weeks may change due to incorporation of late or corrected data.



NMFS/AKR  
12/02/99  
14:59:53

1999 BERING SEA/ALEUTIAN ISLANDS FISHERIES  
PROHIBITED SPECIES BYCATCH  
Week Ending: 11/27/99

TRAWL HERRING, BSAI

Fishery group	Herring (mt)	Cap (mt)	%
Midwater pollock	967	1,217	79%
Pacific cod	0	22	1%
Yellowfin sole	89	254	35%
Rockfish	0	8	0%
Other	18	152	12%
Rock sole/Other flatfish	2	22	8%
GTRB/ARTH/SABL	1	10	6%
<b>Total:</b>	<b>1,077</b>	<b>1,685</b>	<b>64%</b>

TRAWL SALMON, BSAI

Fishery group	Chinook (#'s)	Other (#'s)	Total (#'s)
Midwater pollock	15,016	61,424	76,439
Bottom pollock	0	0	0
Pacific cod	2,281	59	2,340
Yellowfin sole	0	412	412
Rock sole/Other flatfish	288	717	1,005
Rockfish	1	0	1
Other	99	814	913
<b>Seasonal Total:</b>	<b>17,684</b>	<b>63,426</b>	<b>81,110</b>

TRAWL BAIRDI TANNER CRAB

Fishery group	ZONE 1			ZONE 2		
	Crabs (#'s)	Cap (#'s)	%	Crabs (#'s)	Cap (#'s)	%
Rock sole/Other flatfish	132,137	279,528	47%	170,969	376,274	45%
Pacific cod	78,344	139,950	56%	42,911	205,528	21%
Yellowfin sole	148,652	260,894	57%	296,968	1,128,824	26%
Pollock/AMCK/Other species	665	13,378	5%	5,098	19,146	27%
Rockfish	0	0	0%	0	7,378	0%
GTRB/ARTH/SABL	0	0	0%	1,381	0	0%
<b>Total:</b>	<b>359,798</b>	<b>693,750</b>	<b>52%</b>	<b>517,326</b>	<b>1,737,150</b>	<b>30%</b>

TRAWL C. OPILIO TANNER CRAB in the COBLZ AREA

Fishery group	Crabs (#'s)	Cap (#'s)	%
Rock sole/Other flatfish	242,101	766,552	32%
Pacific cod	20,957	127,758	16%
Yellowfin sole	337,132	3,108,786	11%
Pollock/AMCK/Other species	1,210	74,234	2%
Rockfish	0	42,585	0%
GTRB/ARTH/SABL	0	42,585	0%
<b>Total:</b>	<b>601,401</b>	<b>4,162,500</b>	<b>14%</b>

TRAWL RED KING CRAB

Fishery group	ZONE 1		
	Crabs (#'s)	Cap (#'s)	%
Rock sole/Other flatfish	62,470	103,950	60%
Pacific cod	7,596	14,850	51%
Yellowfin sole	12,744	19,800	64%
Pollock/AMCK/Other species	91	1,850	5%
<b>Total:</b>	<b>82,900</b>	<b>140,450</b>	<b>59%</b>

NMFS/AKR  
12/02/99  
15:00:14

1999 BERING SEA / ALEUTIAN ISLANDS FISHERIES  
TRAWL HALIBUT BYCATCH MORTALITY (METRIC TONS)

WED	PACIFIC COD	YELLOWFIN SOLE	ROCK SOLE/ FLATHEAD SOLE/ OTHER FLATFISH	PLCK/AMCK/ OTHER	ARROWTOOTH/ SABLEFISH/ ROCKFISH TURBOT
01/23/99	31	0	25	5	0
01/30/99	124	4	17	9	0
02/06/99	51	0	37	17	0
02/13/99	56	0	89	18	0
02/20/99	69	0	77	7	0
02/27/99	110	0	150	8	0
03/06/99	225	23	8	12	0
03/13/99	111	21	5	2	1
03/20/99	87	20	6	1	0
03/27/99	40	19	17	0	0
04/03/99	83	34	39	0	0
04/10/99	60	24	40	0	1
04/17/99	58	34	67	0	0
04/24/99	75	20	56	1	0
05/01/99	125	5	7	1	0
05/08/99	16	19	0	40	0
05/15/99	0	64	0	21	0
05/22/99	2	15	0	0	31
05/29/99	0	37	0	2	0
06/05/99	0	10	0	0	4
06/12/99	0	17	0	0	0
06/19/99	0	13	0	0	0
06/26/99	0	23	0	0	0
07/03/99	0	4	0	0	0
07/10/99	0	0	21	0	14
07/17/99	0	0	27	0	3
07/24/99	0	1	28	0	5
07/31/99	0	0	50	2	29
08/07/99	0	0	20	3	0
08/14/99	0	3	18	4	0
08/21/99	0	78	15	3	0
08/28/99	0	90	21	4	0
09/04/99	0	5	4	53	0
09/11/99	0	21	0	19	0
09/18/99	0	27	0	8	0
09/25/99	0	13	0	17	0
10/02/99	0	55	2	7	0
10/09/99	2	91	0	2	0
10/16/99	1	75	2	14	0
10/23/99	2	0	0	1	0
10/30/99	0	0	0	1	0
11/06/99	0	0	0	0	0
11/13/99	0	0	0	9	0
11/20/99	4	0	0	0	0
11/27/99	8	0	0	0	0
<hr/>					
	1,340	865	848	290	53
<hr/>					
SEASONAL					
CAP:	1,473	955	755	238	71
% OF CAP:	91%	91%	112%	122%	75%
REMAINING:	133	90	-93	-52	18
ANNUAL CAP:	1,473	955	755	238	71
% OF CAP:	91%	91%	112%	122%	75%

TOTAL HALIBUT MORTALITY : 3,472  
TOTAL FINAL HALIBUT CAP : 3,492

NMFS/AKR  
12/02/99

1999 BERING SEA / ALEUTIAN ISLANDS FISHERIES  
FIXED GEAR HALIBUT BYCATCH MORTALITY (METRIC TONS)

WED	PACIFIC COD HOOK & LINE		OTHER SPECIES HOOK & LINE, JIG		ALL GROUND FISH POT GEAR	
	WEEKLY	TOTAL	WEEKLY	TOTAL	WEEKLY	TOTAL
01/02/99	6	6	0	0	0	0
01/09/99	32	38	0	0	0	0
01/16/99	29	67	0	0	0	0
01/23/99	15	82	0	0	0	0
01/30/99	17	99	0	0	0	0
02/06/99	14	113	0	0	0	0
02/13/99	17	130	0	0	0	0
02/20/99	17	147	0	0	0	0
02/27/99	13	159	0	0	0	0
03/06/99	18	177	0	0	0	0
03/13/99	15	192	0	0	0	0
03/20/99	11	203	0	0	0	0
03/27/99	15	218	0	0	0	0
04/03/99	16	233	0	0	0	0
04/10/99	15	248	0	0	0	0
04/17/99	19	267	0	0	0	0
04/24/99	0	267	0	0	0	0
05/01/99	0	267	11	11	0	0
05/08/99	0	267	48	59	0	1
05/15/99	0	267	4	64	0	1
05/22/99	0	267	0	64	0	1
05/29/99	0	268	3	67	0	1
06/05/99	0	268	0	67	0	2
06/12/99	0	268	0	67	0	2
06/19/99	0	268	0	67	0	2
06/26/99	0	268	0	68	0	2
07/03/99	2	270	0	68	0	2
07/10/99	1	271	0	68	0	2
07/17/99	0	271	0	68	0	2
07/24/99	0	271	0	68	0	2
07/31/99	0	271	0	68	0	2
08/07/99	0	271	0	68	0	2
08/14/99	0	271	0	68	0	2
08/21/99	0	271	0	68	0	2
08/28/99	0	271	0	68	0	2
09/04/99	0	271	3	71	0	2
09/11/99	0	271	7	78	0	2
09/18/99	21	292	1	79	0	2
09/25/99	47	339	0	80	0	2
10/02/99	37	376	0	80	0	3
10/09/99	34	410	0	80	0	3
10/16/99	53	463	0	80	0	3
10/23/99	17	480	0	80	0	3
10/30/99	0	480	0	80	0	3
11/06/99	0	480	1	81	0	3
11/13/99	0	480	1	82	0	3
11/20/99	0	480	0	82	0	3
11/27/99	0	480	0	82	0	3

PCOD SEASONAL CAP: 598      OTHER SEASONAL CAP: 234      Pot gear is exempt  
% OF SEASONAL CAP: 80%      % OF SEASONAL CAP: 35%      from bycatch allowances

REMAINING PCOD: 118      REMAINING OTHER: 152

1999 BSAI NON-TRAWL PACIFIC COD FISHERY HALIBUT BYCATCH ALLOWANCES

(Jan 01 - Apr 30)	457 MT
(May 01 - Sep 14)	0 MT
(Sep 15 - Dec 31)	141 MT
-----	-----
Annual Total	598 MT

FMP Amendment status since June 1999	DATE OF COUNCIL ACTION	Start Regional Review	Submitted to NMFS Headquarters	Notice of FMP amendment published	PR Published in FEDERAL REGISTER	FR Published in FEDERAL REGISTER
Amendment 57 BSAI - Bottom trawl ban for pollock	Jun-98	10/23/98	11/29/99			
Amendment 59 GOA - Prohibit fishing on Cape Edgecomb pinnacles	Jun-98	12/3/99				
Amendment 54/54: Allow indirect vessel ownership in the IFQ hired skipper provisions; add language specific to estates in the definition of a "change" in a corporation or partnership; and change the sablefish use caps to be expressed in numbers of QS units, rather than as a percentage of the QS pool.	Oct-98	10/1/99				
Amendment 60/58/10 - LLP	Oct-98	7/28/99				
Amendment 4 PR - Scallop LLP	Feb-99	10/8/99				
Amendment 58 (BSAI) Chinook salmon bycatch control	Feb-99	4/8/99	10/25/99	11/4/1999 (NDA) 64 FR 68157		
Amendment 6 - Salmon Overfishing	Feb-99	3/30/99	Staff working to define MSST			
Amendment 66 (BS) - Remove squid from CDQ	Jun-99	8/15/99				
Amendment 61/61 Management of co-ops and sideboards	Jun-99	10/15/99				
Emergency rule to implement AFA permit application requirements	Jun-99	10/15/99	11/19/99			
Emergency rule to implement AFA sideboards and requirements for co-op management	Dec-99	10/15/99				
Amendment 11 - Bairdi rebuilding plan	Oct-99	<i>this wk</i>				
Amendment 64 - BSAI Fixed gear cod allocations	Oct-99	11/26/99				
Amendment 48/48 Specification streamlining	Apr-98	6/2/98	TABLED Due to Legal issues			

Regulatory Amendment Action Staff work ongoing or initiated since June 1999	DATE OF COUNCIL ACTION	Start Regional Review	Submitted to NMFS Headquarters	PR Published in FEDERAL REGISTER	FR Published in FEDERAL REGISTER
Sitka halibut LAMP	Feb-98			4-28-99 (64 FR 22826)	9-29-99 (64 FR 52468) Effective 10/29/99
LLP application period	NMFS			4-19-99 (64 FR 19113)	8-6-99 (64 FR 42826) Effective 9/7/99
1999 Recordkeeping & Reporting	Jun-98	3-23-99 (final rule)	8/17/1999 (final rule)	2-5-99 (64 FR 5868)	11/15/1999 (64 FR 61964) Effective 12/15/99
Regulatory Amendment - Atka mackerel VMS	Jun-98	5/19/99			
Regulatory Amendment - SRRE MRB retention	Apr-99	9/8/99 (final rule)	11/1/99 (final rule)	8-3-99 (64 FR 42080)	12/6/1999 Effective ~12/7/99
Steller sea lion conservation measures - proposed rule	Jun-99	10/26/99			
Steller sea lion protection measures - emergency rule	Dec-99	10/26/99			
Scale performance criteria	NMFS	4/23/99	9/10/99	12-2-99 64 FR 67555 EOC 1/3/00	
IFQ cost recovery plan	NMFS	2/19/99	10/4/99		
CDQ cost recovery plan	NMFS				
Commercial Operator's Annual Report PR	Jun-99	9/16/99			
IFQ Omnibus 3 PR	NMFS	5/20/98			
2000 GOA Interim Specifications	Oct-99	10/22/99	11/17/99		
2000 GOA Proposed Specifications	Oct-99	10/22/99	11/17/99		
2000 GOA Final Specifications	Dec-99				
2000 BSAI Interim Specifications	Oct-99	10/15/99	11/17/99		
2000 BSAI Proposed Specifications	Oct-99	10/15/99	11/17/99		
2000 BSAI Final Specifications	Dec-99				
2000 Recordkeeping & Reporting	Jun-99				
2000 CDQ pollock and assoc. incidental catch allocations	Oct-99	11/4/99	11/26/99		
Revise definition of vessel length overall	NMFS				
Crab CDQ season start date	Oct-98				
Technical amendments to LLP	NMFS				
<b>Experimental fishing permits</b>					
EFP 99-3 - Catch sampling protocol	Apr-99				8-12-99 (64 FR 43986)
EFP 99-4 - Artificial bait	Jun-99				9-13-99 (64 FR 49468)
Analyses or regulatory actions tasked to NMFS staff but not yet initiated due to other work priorities	DATE OF COUNCIL ACTION	START REGIONAL REVIEW	SUBMITTED TO DOC	PR PUBLISHED IN FEDERAL REGISTER	FR PUBLISHED IN FEDERAL REGISTER
Regulatory Amendment - Revise IR/IU	Feb-99				

Amendment 52/52 b - Vessel Registration -	Apr-98				
DSR - full retention/donation	Jun-99				
HMAP					
Halibut 4D/4E issues limits, location of catch	trip				
Revise timing of motions of reconsideration of appeals	NMFS				
Buyback program: Crab					
Regulatory Amendment - Establish the IFQ Loan Program					
Product Recovery Rates - revision - PR					

**UPCOMING EXPECTATIONS FOR NEW STAFF WORKLOAD PRIORITIES**

Opilio and St. Matthews rebuilding plan -- development  
 Groundfish SEIS - staff work  
 Revisions to AFA regulations  
 Observer program analyses and regulations  
 Analyses (new and ongoing) associated with the MSCDQ program



UNITED STATES DECEMBER 1999  
 National Oceanic and Atmospheric Administration  
 National Marine Fisheries Service  
 P.O. Box 21668  
 Juneau, Alaska 99802-1668

November 30, 1999

RECEIVED

NOV 30 1999

N.P.F.M.C

Mr. Richard B. Lauber  
 Chairman, North Pacific Fishery  
 Management Council  
 605 W. 4th Avenue  
 Anchorage, AK 99501-2252

Dear Rick,

At its October 1999 meeting, the North Pacific Fishery Management Council (Council) requested NMFS to pursue an emergency rule that would allocate the fixed gear allocation of Bering Sea and Aleutian Islands management area (BSAI) Pacific cod total allowable catch (TAC) among different fixed gear sectors. This allocative action was promoted by representatives for the freezer longline fleet who assert that the declined status of the C. opilio Tanner crab fishery would result in a significantly shortened crab season that could end as soon as February 1. This event would allow crab vessels that are qualified to fish for groundfish under the license limitation program (LLP) to fish for Pacific cod with pot gear to an extent that would erode the traditional harvest share of the TAC taken by the freezer longline fleet. Specific provisions of the Council's emergency rule action are attached.

NMFS has determined that sufficient reasons exist to not pursue the Council's request for emergency action. First, the available data do not indicate that the freezer longline fleet will be faced with an economic emergency if the fixed gear allocations are implemented by mid 2000 under normal rulemaking. The fixed gear fishery for BSAI Pacific cod starts on January 1. The C. opilio fishery starts on January 15, but vessels fishing in this fishery are prohibited from fishing prior to that time to limit the opportunity for prospecting under State of Alaska regulations. During the period of 1995 through 1998, the number of pot catcher vessels and pot catcher/processor vessels participating in the Pacific cod fishery averaged 93 and 10 vessels, respectively. Pot catcher vessels and pot catcher/processors participating in the Pacific cod fishery have respectively harvested annually between 116-255 mt cod and 385 - 635 mt cod, per vessel. The highest weekly pot catcher vessel catch in recent years occurred in April 1999, when almost 2,700 mt of Pacific cod were delivered to shoreside processors during the week of April 17 by catcher vessels using pot gear. Average weekly catch amounts during the remainder of the 1999 peak season were about 1000 mt. Cumulative weekly harvest amounts by pot catcher/processors during 1999 ranged between 100 and 430 mt, and averaged about 200 mt per week.

The TAC for 2000 will be about the same or slightly larger than in 1999. Because of abbreviated crab seasons, the number of boats



fishing for Pacific cod with pot gear in 2000 likely will increase, but the potential number of vessels eligible to fish for groundfish with nontrawl gear and crab under LLP is limited to about 166 vessels. Of these, about 40 vessels could fish for cod with trawl gear and likely would elect to do so. That leaves about 125 crab vessels that could participate in the pot cod fishery. Historically, about 103 pot cod boats have targeted cod each year (93 catcher vessels plus 10 pot catcher/processors). The increase in vessels from 103 to 125 represents about a 21 percent increase in effort. However, the increase in catch by the pot sector could be limited by two factors. First, processing capacity for cod is limited and harvested cod must be processed quickly to maintain quality product. Second, pot fishing grounds for cod generally are limited to near-shore areas where catch rates likely would decline if additional boats entered the fishery. This effect would create an unattractive environment for continued participation in the fishery, particularly by fishermen who have not traditionally fished for cod with pot gear, and further limit the potential impact of additional vessels. In summary, additional fishing effort for Pacific cod by pot gear boats would impact all participants in the fixed gear cod fisheries. However, we cannot equate this impact to "an emergency" for the freezer longline fleet given the magnitude of potential increased effort based on historic harvest amounts and anticipated catch rates of the pot gear fleet.

Second, the fixed gear fleet, working within the Council arena, can further limit the potential impact of increased pot gear effort in 2000 by seasonally apportioning the fixed gear cod allocation. Existing regulations establish three seasons within which the fixed gear allocation of cod may be apportioned. During the past few years, about 70 percent of the fixed gear Pacific cod TAC has been apportioned to the first season (January 1 - April 30), about 10 percent to the second season (May 1 - August 31) and about 20 percent to the third season (September 1 - December 31). Flexibility exists to specify more Pacific cod to the third season in 2000 when, pending NMFS approval, regulations implementing the Council's allocation of cod among the fixed gear sectors could be effective under the normal rulemaking process.

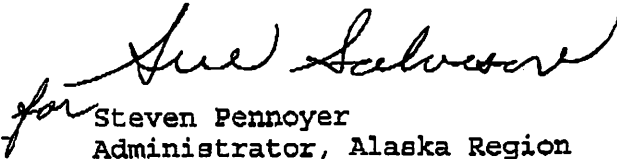
Third, the Council's emergency rule request would increase competition in the pot gear sector fishing for cod and aggravate excessive harvest capacity concerns expressed by long-term participants in this fishery. Emergency rulemaking would preempt the ability of the impacted pot gear fleet to comment on the Council's action and provide input to NMFS upon which to assess and potentially ameliorate such impacts. The Council has recognized the potential negative impact on the pot gear sector and has initiated analyses to explore further restrictions under the LLP program that may be implemented in 2001-02 pending final Council action and NMFS approval. We understand the Council also may consider tasking staff to develop a new analysis for separate allocations of cod to pot catcher/processors and pot catcher vessels. Industry concerns about negative impacts associated with excessive harvest capacity in the pot gear sector largely would be ameliorated



by these actions if approved by the Council and NMFS and implemented as soon as practicable.

Last, concerns exist about the ability of NMFS to develop and implement an emergency rule by February 1 given other time critical and complex rulemaking that must be effective at the beginning of the year. These concerns are especially relevant to the extent that: (1) other options exist to address the freezer longliners' concerns in 2000, (2) the controversial nature of the Council's Pacific cod allocation would benefit from public review and comment under normal rulemaking procedure, and (3) the Council has recognized that its emergency rule request aggravates competition and excessive harvest capacity concerns in the pot gear cod fisheries and has initiated steps to address these concerns in the future.

Sincerely,

  
for Steven Pennoyer  
Administrator, Alaska Region

Attachment

## Attachment

### October 1999 Action by the North Pacific Fishery Management Council to Allocate BSAI Pacific cod Among the Fixed Gear Sectors

1. After fixed gear bycatch amounts are estimated and set aside, the remaining portion of the BSAI Pacific cod allocated to vessels using hook-and-line or pot gear, or 51 percent of the remaining TAC, would be further allocated as follows:
  - 80 percent to freezer longliner vessels;
  - 0.3 percent to longline catcher vessels;
  - 1.4 percent to pot and longline catcher vessels less than 60 feet length overall (LOA) ; and
  - 18.3 percent to pot vessels

The harvests by pot and longline vessels under 60 feet LOA would accrue against the 1.4% allocation only after pot and longline catcher vessels harvest their respective 18.3% and 0.3% allocations.

2. Rollovers from the trawl and jig gear fleets will be reallocated to fixed gear sectors based on 1996-98 sector harvest of rollovers so that 94.7 percent goes to freezer longline vessels and 5.3 percent goes to pot vessels. Plus, freezer longline vessels will get unused portions of allocations to longline catcher vessel and to vessels less than 60 feet LOA.

3. Fixed gear sector allocations would sunset 12/31/03

4. If NMFS can't implement the Council's action in a timely manner for 2000, the Council would allocate 10 percent of the fixed gear allocation to the 2<sup>nd</sup> season without bycatch to allow a pot gear only fishery during this period..

Mr. Richard B. Lauber, Chairman  
North Pacific Fishery Management Council  
605 West 4th Avenue, Suite 306  
Anchorage, Alaska 99501-2252

November 2, 1999

Dear Chairman Lauber:

During Council testimony at the October meeting, concerns were raised by members of the small fleet of boats that catch and process Pacific cod using pot gear. The Pacific cod pot catcher/processor vessels are likely to be negatively affected by an increase of pot catcher vessels as a result of American Fisheries Act changes and the decline in crab fishing opportunities. This group would not benefit from the 80/20 split that the Council approved and, which I understand, is moving forward with high priority in the NMFS Regional Office.

Based on discussions with other Council members, NMFS and Council staff, I would like to request that at its December meeting the Council direct the staff to add the option of separating out the Pacific cod pot catcher/processors from pot cod catcher vessels to its cod species/gear endorsement analysis options. These would then be up for initial review in February with final action scheduled for April. The agreed upon measures could be implemented for the fishing year 2001. It is my reading of the documents from the October meeting that much of the work to separate out this category has already been done but none of the options identified in the species/gear endorsements actually proposes that action. Thus, to move ahead most quickly, I make this proposal. It is my understanding from an informal survey of Council members conducted by Mr. Kurt Vedoy, F/V Blue Fin, there is support among Council members to have this option identified for Council action.

At the December Council meeting, I understand that I can raise this issue under the NMFS Management Report. The purpose would be to clarify the Council's intent for staff to add this option to the analysis to be brought back in February as noted above. Thus, it is not necessary to request a separate agenda item. I had originally hoped to be able to raise this as an Emergency Rule due to the expected changes in the pot fishing sector and their negative impacts on the Pacific cod pot catcher/processors. It appears that there is considerable uncertainty that continues to exist about the ability of NMFS to implement the Pacific cod split under such rules. Complicating implementation of that action adopted by the Council would not be in the best interests of the fishery at this time.

Please place this letter in the record for the December Council meeting.

Sincerely,



Dave Fluharty  
Council Member  
School of Marine Affairs  
University of Washington  
3707 Brooklyn Ave. NE  
Seattle, Washington 98105

206/ 685-2518

F/V BLUE FIN  
19829 168th ST.S.E.  
Monroe, Wash.98272.

RECEIVED  
NOV 12 1999  
N.P.F.M.C

Mr. Richard B. Lauber, Chairman  
North Pacific Fisheries Management Council  
605 West 4th Ave. Suite 306  
Anchorage, AK. 99501-2252

Nov. 6-1999

Re. : BSAI Pacific cod species / gear endorsements

Dear Mr. Lauber,

During the October council meeting I testified regarding my position as a vessel owner operating as a Catcher/Processor targeting Pacific cod fish with pot gear. With the decline in crab quotas and changes in the American Fisheries Act, the number of pot catcher vessels is likely to significantly increase. The result will be a severe negative impact on myself and the other long term pot gear Catcher/ Processors participants.

In my October testimony, I noted that the pot gear Catcher/Processors are dependant on days on grounds for a successful fishery. Additionally, the Catcher/Processors have different by catch rates, (at least speaking for myself) operate in different areas and prosecute the cod fishery differently than the pot catcher only vessels.

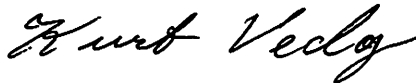
Therefore, I support Council Member Fluharty's request that the council direct the staff to add the option of separating out the Pacific cod Pot Catcher/Processors from the pot cod Catcher vessels to its gear/species endorsement analysis options.

My brother and I have made a long term investment of time and money as a Catcher/Processor in the Pacific cod pot gear fishery. Without a separate allocation for Pacific Cod Pot Catcher/Processors, our financial viability will be jeopardized.

I am not asking for special treatment, just equal treatment as other Catcher/Processors operating in the Pacific Cod fixed gear fishery.

I thank you for your consideration of this very important issue.

Sincerely, Kurt Vedoy  
F/V BLUE FIN



**!!! Facsimile Transmission !!!**

**BLUE FIN FISHERIES**

**TO: CLARANCE PAUTZKE** **DATE: 10-29-99**

**COMPANY: COUNCIL OFFICE** **PAGES: 3**

**FAX NUMBER: 907-271-2817** **TIME: 01:00 pm**

**FROM: KURT VEDOY**

**F/V BLUE FIN**

**SUBJECT: COD FISH ISSUE IN ALASKA (SPLIT BETWEEN POT CATCHER/PROCESSORS AND POT CATCHER BOATS.**

**ATT: CLARANCE PAUTZKI**

**MY NAME IS KURT VEDOY. I HAVE THE FISHING VESSEL BLUE FIN.**

**I AM FAXING TWO PAGES IN ADDISION TO THIS PAGE THAT EXPLAIN TO THE BEST OF MY ABILITY WHAT I AM ABOUT. I WANT TO EMPRESISE TWO ISSUES ON THIS PAGE TO CLEARAFY MY POINT.**

**NO 1. TO SEPERATE POT CATCHER/PROCESSORS AND POT CATCHER BOATS**

**ON SHARE BASIS THAT IS DOCUMENTED ON TABLE :**

**"3.6 DISTRIBUTION OF PACIFIC COD CATCH WITHIN THE FIXED GEAR SECTOR"**

**NO 2. TO SEPERATE LICENSE LIMITATION PLAN BETWEEN :**

**POT CATCHER/PROCESSORS AND POT CATCHER VESSKLS**

**THIS NEEDS TO BE CONSIDERED AND PUT ON THE AGENDA ON THE DECEMBER**

**MEETING IN ORDER TO BE CONSISTAT ON THIS ISSUE/(BASED ON THE RULING**

**REGARDING LONGLINERS AND POT BOATS)PLEASE REFER TO PAGE 3 IN AMENDMENT**

**64. THE BOXED IN PROBLEM STATEMENT IT SAYS LONGLINERS AND POTFISHERMEN.**

**-NOT JUST LONGLINERS---**

**POTCATCHER/PROCESSORS AND POT CATCHERS HAS TO BE SEPERATED.**

**THANK YOU FOR TAKING THE TIME TO READ MY CONSERNS. AND PLEASE IF ANY**

**QUESTIONS REGARDING THIS ISSUE CALL ME AT :**

**PH:(360)863-8453 FAX:(360)863-1353 KURT VEDOY**

# Blue Fin Fisheries Limited Partnership

19829 168th Street S.E. • Monroe, Washington 98272  
Phone (360) 863-8453 • Fax (360) 863-1353

Page 1 of 2

Date: 10-25-99

ATT. CLARANCE PAUTZKE

My name is Kurt Vedoy, I own and operate the fishing vessel Blue Fin together with my brother Oluf Vedoy.

We converted our vessel to Head Gut, and Split to Salt on boat in 1993. We have since been active every year 1993-94-95-96-97-98 and 1999. This has been an very important part of our operation ever since. This year 1999 we started an additional operation in Monroe Wash. to dry and package our product.

I have gone through all the procedures about getting Process Licensing and all the other Licensing that goes along with this operation. I will not bother mention them all, but it has been quite a job getting it all together.

I was at the Council meeting in Seattle when the split between Longliners and Pot boats was on the discussion and I listened to the Longline operators testimony how important it was for them to get a 80%-20% split in order for them to protect their long time commitment in this business. The council readily agreed with them and voted YES to their proposal. I agree, but only if it is a CONSISTANT ruling.

I also testified for the Council to protect me in the same manner, as I have done the same as a lot of Longliners, only different is with Pots. I have all Documents Fish Tickets, and all the paperwork that goes along with Processing.

At the time of decision regarding split between Pot Boat Cather/Processors and Pot Boat Catchers, I want the Council to take the same stand as they did with Longliners on 80%-20% split. To be CONSISTANT in their ruling and protect us as long time participants and RULE A SPLIT BETWEEN POT CATCHER/PROCESSORS AND POT CATCHER BOATS. This is vital to us as well as Longliners. I want the Council to use the procent figures that is on record between Catcher/Processors and Catchers.

I am aware that the Council decisions do envision a continued process to develop further gear/species endorsements, including Pot Boat catcher/Processors. This action could help solve the problem we face. However, it is not likely to occur in time to protect our long participation in the Pacific Cod fishery and our resent investment in specialized, value-added processing in Monroe.

(CONTINUE ON PAGE 2)

# Blue Fin Fisheries Limited Partnership

19829 168th Street S.E. • Monroe, Washington 98272  
Phone (360) 863-8453 • Fax (360) 863-1353


Page 2 of 2

Therefore, I request that you act in your capacity of Regional Administrator to take EMERGENCY ACTION that would SPLIT the Pot Boat Catcher/ Processor and Pot Catcher Boats to their traditional shares within the Pacific cod Pot fisheries ---- consistant with the 80%-20% split approched approved for Longliner/Pot sectors. The reasons to take EMERGENCY ACTION at this time are to avoid a disproportionate adverse economic impact to the Pot Boat Catcher/Processor due to the anticipated large increase in effort from crabbers after the sudden decrease in the Opilo resource. During the testimony at the Council meeting, it was very clear that the crash of that stock would cause a large influx of crabbers into the Pot Cod Fisheries.

As a last comment I want it to be known that my biggest portion of Pacific Cod Harvest has been West of 170 deg w. Observer records will show that very, very few crab has been cought there as bycatch.

Thank you for taking the time to read my concerns. I will follow up on the desisions beeing made and make my points accordingly. I will also send this letter to all Council members and Advicery board. I know there are few boats in my position but that should not deminish the importants of MY rights as well as longline boats.

Sincerely: Kurt Vedoy.



F/V BLUE FIN

P.S. Any questions regarding this letter I would appreciate very much. My phone and fax # at top of page.

KEVLEEN L LLC

---

November 30, 1999

Clarence G. Pautzke  
Executive Director  
North Pacific Fishery Management Council  
605 West 4th, Suite 306  
Anchorage, AK 99501-2252

RECEIVED

NOV 30 1999

N.P.F.M.C.

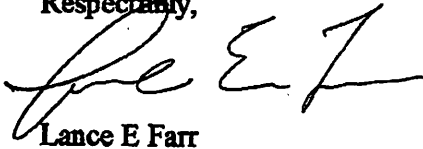
RE: BSAI Area

Dear Council Members,

It has come to my attention that BSAI cod area might be split into two areas. I have been fishing pot cod in BSAI since 1988 and don't see any rational reason to make the split. There has not been much effort in the AI from pot boats because of the lack of processors in the area. With cod endorsements coming in 2000 and the area's being split, there would not be very many boats that qualify for AI area. This would force the boats to fish in one area. Increased gear loss and local depletion of the cod resource would be a result of all the boats in one area.

I would hope that the BSAI cod area stay one management area, so the pot boats could spread out and reduce our gear loss from everyone being in one area. Also for the long-term health of the cod stocks it would be better to harvest from a larger area.

Respectfully,



Lance E Farr

Owner/Operator- Kevleen K