

Agenda Item: B-3



**ALASKA DEPARTMENT OF FISH AND GAME
REPORT TO THE NORTH PACIFIC FISHERY MANAGEMENT
COUNCIL
DECEMBER, 2001**

Fisheries managed under delegated authority of the State of Alaska since the last council report: salmon, crab, and groundfish.

Salmon Troll Fishery

(FIGURE 1) The 2001 winter troll season for chinook salmon opened October 11, and will close April 15, 2002, or when 45,000 treaty chinook salmon are harvested, whichever occurs first. Approximately 60 trollers are presently fishing, and have harvested about 15,000 treaty chinook salmon to date.

Bristol Bay red king crab

(FIGURE 2) The Bristol Bay (Area T) red king crab fishery opened by regulation to commercial fishing by the open access fleet on October 15th. The Guideline Harvest Level (GHL) for the fishery was 6.6 million pounds. A total of 232 vessels made 237 landings, producing a final catch of about 7.79 million pounds.

The fishery was open for just under three and one half days. With an estimated exvessel value of \$4.81 per pound, the fishery was worth about \$37 million. The CDQ fishery occurred subsequent to the general fishery, with the last delivery made November 6th. Ten vessels made 15 landings, pursuing 7.5% of the Federal CDQ allocation.

Aleutian Islands golden king crab

(FIGURE 3) The Aleutian Islands (Area O) opened to commercial fishing for golden king crab on August 15, 2001 with guideline harvest levels (GHL) of 3.0 million pounds east and 2.7 million pounds west of 174° W. longitude. That portion of Area O east of 174° W. longitude closed to commercial fishing on September 10th, when the GHL was reached. Fishing remains open West of 174° W. longitude, with about 6 to 8 vessels participating. Approximately 55% of that GHL remains to be taken.

Aleutian Islands red king crab

The Aleutian Islands (Area O) opened to commercial fishing for red king crab on November 1, 2001, under conditions established through a Commissioner's Permit. Permits were issued to assess a portion of the Western Aleutian Islands red king crab stock, primarily around the Petrel Bank area. Historical landings of red king crab in the Aleutians peaked in the mid 1960s at just less than 40 million pounds. Commercial fishing closed in the very early 1980s around the Dutch Harbor area, and the Adak area was closed in the mid 1990s. For 2001, four vessels made landing under very specific guidelines established with each permit. Catch data is confidential as only two buyers participated.

Bering Sea opilio crab

One of the items reviewed by the Alaska Board of Fisheries when they met in Anchorage in mid-November concerned four proposals (426, 427, 428, and 429) requesting a change in the season opening date for snow crab from January 15 to March 15, or April 1. After a lengthy discussion, the board voted to reject

proposal 426, and took no action on the others. Arguments for changing the season focused on weather-related safety and weather-related bycatch concerns. Arguments against changing the season included the allocative aspects concerning vessel size, and the possibility of continued fishing pressure occurring into the biological season when harvest guideline levels are high. The board concluded that any changes at this time could destabilize the fishery and disrupt fishermen's current plans to participate. The board also announced that, given action on these four proposals, the season dates for opilio would not be considered during the March 2002 board meeting.

Recent Alaska Board of Fisheries actions on groundfish fisheries

When the Alaska Board of Fisheries met in Anchorage in mid-November, another item under discussion was groundfish. The board adopted an amended proposal (#499) to create a new management plan for managing the parallel groundfish fisheries in state waters. The new regulation delegates authority to the commissioner to open and close seasons and areas in state waters by emergency order for Pacific cod, pollock, and Atka mackerel as necessary to match federal regulations that address fishing restrictions in state waters for the purpose of protecting Steller sea lions. Additionally, if the commissioner exercises this authority, two areas must be opened to pot gear (in addition to the already allowed jig gear): the area described in the federal fishery as the closed area surrounding the Cape Barnabas haul out, and the area described in the federal fishery as the closed area surrounding the Caton Island haul out. This regulation sunsets December 31, 2002. Another amended proposal (#407) that was adopted by the board dealt with opening the Pacific cod season in the Chignik area on March 1, 2002. This regulation sunsets December 31, 2002.

Central Region Pacific Cod

Cook Inlet

(FIGURE 4) The State managed Pacific cod fishery in the Cook Inlet Management Area opened 24 hours after the close of the Federal fishery. The 2001 Cook Inlet Area state managed season for Pacific cod opened on March 5 with a 1.92 million pound GHL allocated 50% to pot gear and 50% to jig gear. The GHL is calculated as 2.25% of the Acceptable Biological Catch (ABC) for the federal Central Gulf of Alaska Area. Pot gear closed by regulation on May 1 and reopened June 15 while jig gear remained open throughout the season. The current harvest level is about 800,000 pounds from 9 pot vessels. Jig vessel catches are just under 20,000 pounds by 5 boats. By regulation the exclusive area registration and gear limits were lifted October 30 and the fishery is expected to remain open the balance of the year.

Prince William Sound

The 2001 Prince William Sound (PWS) state managed Pacific cod season opened March 11 with a 2.62 million pound GHL allocated 60% to pot gear and 40% to jig gear. The GHL is calculated as 25% of the federal Eastern Gulf ABC. Harvest data from the fishery is confidential due to the low level of participation. By regulation the exclusive area registration and gear limits were lifted October 30 and the fishery is expected to remain open the balance of the year.

Westward Region Pacific Cod (FIGURE 5)

Kodiak (FIGURE 6)

The 2001 Kodiak Area GHL for state-managed Pacific cod is 10.6 million pounds. This is 12.5% of the Central Gulf of Alaska Acceptable Biological Catch (ABC) for cod. The guideline is split equally between pot and jig gear. Prior to September 1, vessels over 58 feet can take no more than 25% of the guideline. The fishery opened on March 11, seven days after the closure of the Central GOA to cod fishing. The 2001 fishery has taken 4.78 million pounds through November 27,

with 3.5 million pounds taken with pot gear and the remainder with jigs. There are currently 137 vessels registered to fish. The fishery is expected to remain open.

Chignik (FIGURE 7)

The 2001 Chignik area GHL is 6.0 million pounds for state-managed Pacific cod. This is 7% of the Central Gulf of Alaska ABC for cod. The guideline is allocated 85% to pot gear and 15% to jig gear. As stated previously, the Alaska Board of Fisheries recently adopted a proposal to change the opening date for next year. The season will now open on March 1, in order to take advantage of a cod buyer in the area. Again, this regulation will sunset December 31, 2002.

South Alaska Peninsula (FIGURE 8)

The 2001 South Alaska Peninsula Area GHL is 13.4 million pounds for state-managed Pacific cod. This is 25% of the Western Gulf of Alaska ABC for cod. The guideline is allocated 85% to pot gear and 15% to jig gear. The fishery opened March 6, seven days after the closure of the Western GOA to cod fishing. The fishery closed to pot gear on April 13, and to jig gear in early June. The pot harvest was 10.4 million pounds; the jig harvest was 3.0 million pounds. The fishery is closed for the remainder of 2001.

Southeast Groundfish

In the Northern Southeast Inside (NSEI) sablefish fishery 662,978 lbs was landed during this reporting period. The quota for Chatham is about 2.2 million pounds. The pot gear sablefish fishery in the Southern Southeast Inside (SSEI) fishery was ongoing also, but with only 3 permits reporting for this period, catch data is confidential. The quota for Clarence Strait is just under 700,000 pounds. The fishery for Demersal Shelf Rockfish opened for 24 hours on November 16th, and again on the 26th. Effort has been less than anticipated. A total of 27,708 lbs (12.6 mt) has been landed so far.

FIGURE 1. SE ALASKA CHINOOK SALMON CATCHES
WINTER TROLL FISHERY

Inaccurate

Statistics for November 11-17 (week 46)						
Troll Year	Total Catch to Date	<i>Weekly Catch</i> Permits Fished	<i>Permits</i> Landings	Catch Per Landings	Average Weight (lbs)	* Average Price per Pound
2002	15,222	1,748	60	86	20.3	\$ 2.99
2001	9,493	1,446	86	110	13.1	\$ 3.22
5-Yr avg (1997-2001)	10,954	2,058	65	95	22.5	\$ 2.82

* From Fish Tickets

NOTE: DATA FOR TROLL YEAR 2002 IS PRELIMINARY. TOTAL CATCH-TO-DATE INCLUDES WEEK 47.

FIGURE 2

Bristol Bay Commercial Red King Crab Catches (1990-2001)

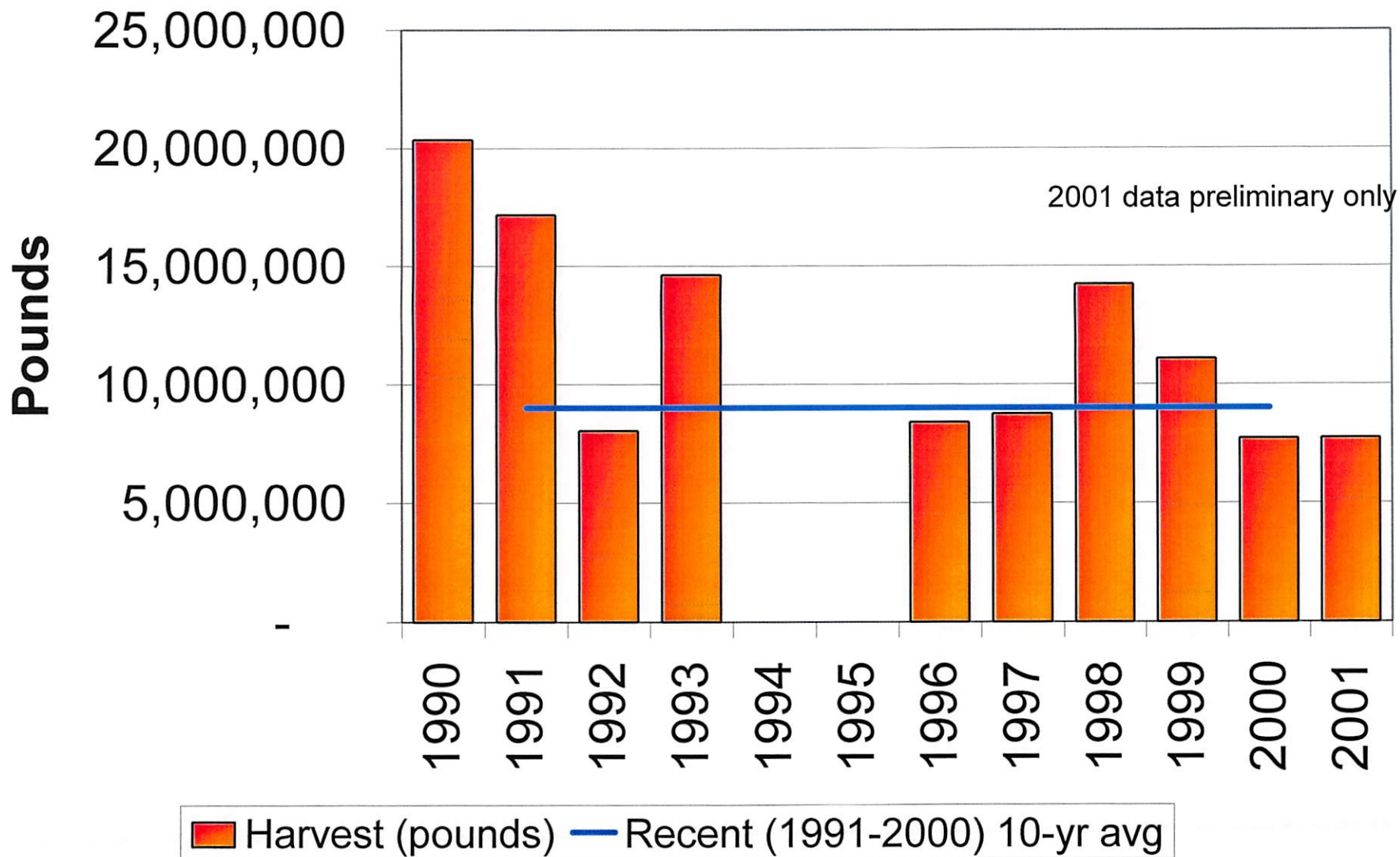
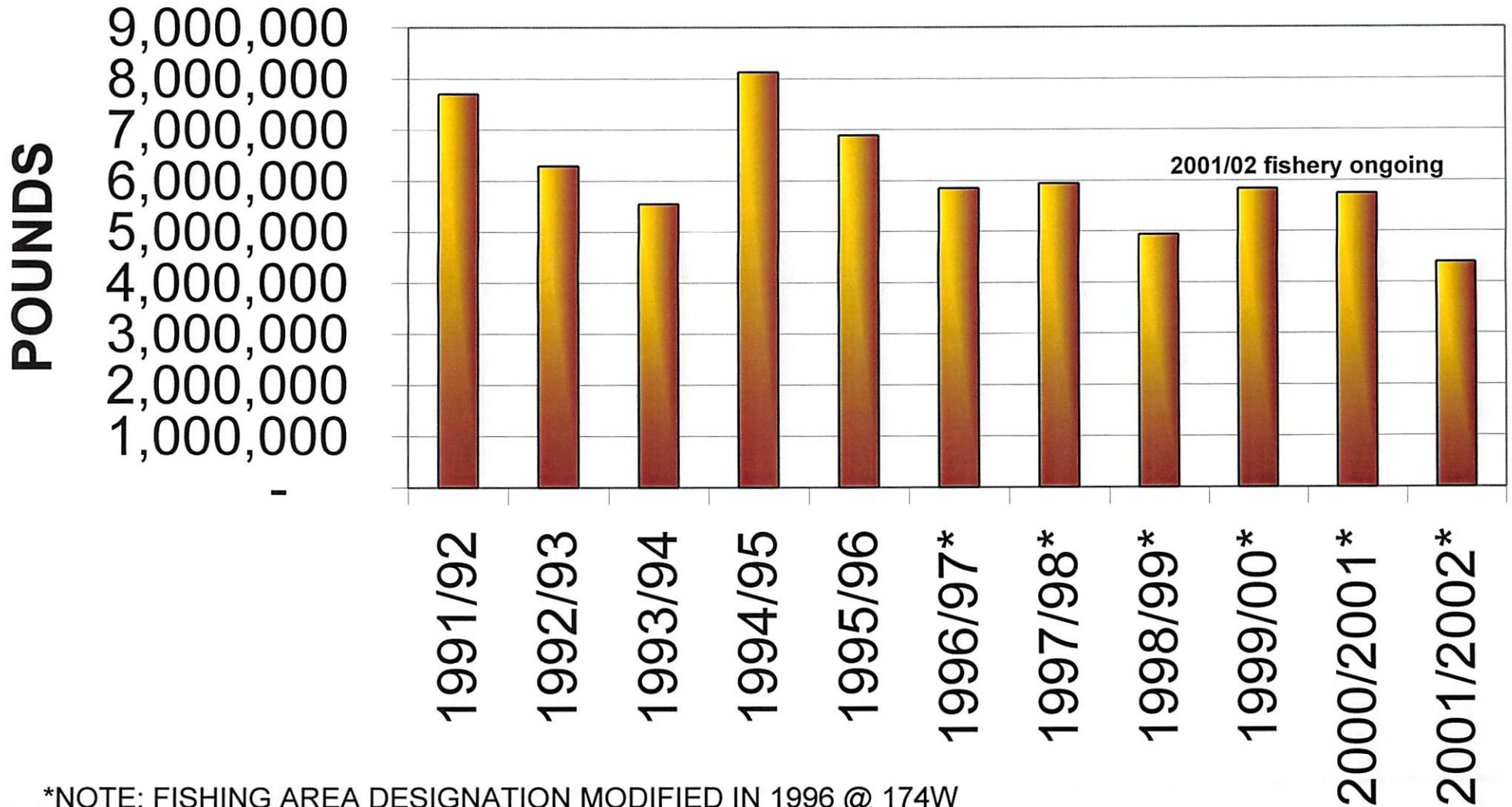


FIGURE 3

ALEUTIAN ISLANDS GOLDEN KING CRAB HARVEST



*NOTE: FISHING AREA DESIGNATION MODIFIED IN 1996 @ 174W

FIGURE 4. Central Region State Water Pacific Cod Fisheries through November 15, 2001.

This summary has been censored for confidential reports or records.

Pacific Cod	PARALLEL SEASON* - STATE WATERS					
	Cook Inlet Management Area			Prince William Sound		
Gear	Vessels	Landings	Pounds	Vessels	Landings	Pounds
Hand troll (05)	0	0	0	0	0	0
Jigs (26)	0	0	0	0	0	0
Trawl (47)	0	0	0	2	confidential	confidential
Longline (61)	87	155	296,444	22	63	143,641
Pots (91)	6	98	314,098	3	confidential	confidential
Totals	93	253	610,542	27	76	170,445
Status	Closed			Closed		
Federal seasons: Central Gulf	Opened - Closed Jan 1 - Mar 4			Opened - Closed Jan 1 - Mar 4		
*Longline closed noon 2/26 *Remaining gear closed noon 3/4/01						

*Parallel season concurrent with federal waters of the Central Gulf of Alaska (CGOA).

Totals include Pacific Cod bycatch to other directed fisheries e.g. halibut & sablefish.

Pacific Cod	STATE MANAGED - STATE WATERS*					
	Cook Inlet Management Area			Prince William Sound		
GHL (lb)		1.92 mil.			2.62 mil.	
Gear	Vessels	Landings	Pounds	Vessels	Landings	Pounds
Hand troll (05)	0	0	0	0	0	0
Jigs (26)	5	13	19,428	3	confidential	confidential
Pots (91)	9	197	796,314	0	0	0
Totals	14	210	815,742	3		confidential
State seasons: Jigs (26) Status	Opened - Closed noon 3/5- Open			Opened - Closed noon 3/11- Open		
State seasons: Pots (91) Status	Opened - Closed noon 3/5-noon 5/1 June 15 - Open			Opened - Closed noon 3/11- Open		

*The state managed fishery for Pacific cod opens by emergency order to pot and jig gear under exclusive area registration 24 hours after the Federal closure in Cook Inlet and 7 days in PWS.

Includes only directed fishery harvest.



FIGURE 5.

2001 STATE-WATERS GROUND FISH PRELIMINARY PACIFIC COD CATCH BY WEEK

UPDATED: 11/27/01

KODIAK					CHIGNIK				SOUTH ALASKA PENINSULA				
VESSEL REGISTRATIONS	Total	Pot	Jig		Total	Pot	Jig		Total	Pot	Jig		
	137	38	99		27	14	13		139	61	78		
2001 GHL:	10.6 Million				6.0 Million				13.4 Million				
ALLOCATIONS:	50% Jig, 50% Pot				85% Pot, 15% Jig				85% Pot				
	Pots >58' restricted to 25% of total GHL before Sept. 1.												
DATES:	Pot		Jig		Pot		Jig		Pot		Jig		
	Landings	Catch	Landings	Catch	Landings	Catch	Landings	Catch	Landings	Catch	Landings	Catch	
3/11 to 3/17	21	342,468	9	4,488	Confidential	Confidential	0	0	Confidential	Confidential	0	0	
3/18 to 3/24	36	419,983	9	3,887	Confidential	Confidential	0	0	14	468,861	0	0	
3/25 to 3/31	38	437,592	21	23,045	Confidential	Confidential	0	0	70	2,872,319	0	0	
4/1 to 4/7	13	271,244	15	25,498	Confidential	Confidential	0	0	97	3,381,478	0	0	
4/8 to 4/14	14	298,573	17	24,792	13	552,093	0	0	126	3,718,216	6	23,676	
4/15 to 4/21	23	536,592	40	93,436	23	300,241	Confidential	Confidential	closed	closed	13	69,382	
4/22 to 4/28	18	443,094	46	123,714	31	503,394	6	12,836	closed	closed	37	232,454	
4/29 to 5/5	19	279,492	32	89,506	6	150,820	Confidential	Confidential	closed	closed	36	189,696	
5/6 to 5/12	15	189,980	46	158,391	6	137,258	6	43,836	closed	closed	61	421,340	
5/13 to 5/19	16	174,644	40	126,267	8	181,535	5	31,659	closed	closed	49	402,296	
5/20 to 5/26	7	27,555	46	168,375	14	221,130	3	50,568	closed	closed	68	599,578	
5/27 to 6/2	0	0	38	154,591	11	122,140	6	53,146	closed	closed	49	443,142	
6/3 to 6/9	Confidential	Confidential	25	104,760	5	53,863	Confidential	Confidential	closed	closed	56	416,207	
6/10 to 6/16	0	0	21	51,190	Confidential	Confidential	12	37,197	closed	closed	34	230,371	
6/17 to 6/23	0	0	13	27,151	0	0	8	24,359	closed	closed	closed	closed	
6/24 to 6/30	0	0	7	11,161	0	0	7	24,374	closed	closed	closed	closed	
7/1 to 7/7	0	0	Confidential	Confidential	0	0	0	0	closed	closed	closed	closed	
7/8 to 7/14	0	0	Confidential	Confidential	0	0	0	0	closed	closed	closed	closed	
7/15 to 7/21	0	0	9	19,548	0	0	0	0	closed	closed	closed	closed	
7/22 to 7/28	0	0	4	6,303	0	0	3	9,188	closed	closed	closed	closed	
7/29 to 8/4	0	0	Confidential	Confidential	0	0	0	0	closed	closed	closed	closed	
8/5 to 8/11	0	0	Confidential	Confidential	0	0	0	0	closed	closed	closed	closed	
8/12 to 8/18	0	0	Confidential	Confidential	0	0	0	0	closed	closed	closed	closed	
8/19 to 8/25	0	0	0	0	0	0	0	0	closed	closed	closed	closed	
8/26 to 9/1	0	0	Confidential	Confidential	0	0	0	0	closed	closed	closed	closed	
9/2 to 9/8	Confidential	Confidential	5	12,691	0	0	0	0	closed	closed	closed	closed	
9/9 to 9/15	0	0	0	0	0	0	0	0	closed	closed	closed	closed	
9/16 to 9/22	0	0	0	0	0	0	0	0	closed	closed	closed	closed	
9/23 to 9/29	0	0	0	0	0	0	0	0	closed	closed	closed	closed	
9/30 to 10/6	0	0	0	0	0	0	0	0	closed	closed	closed	closed	
10/7 to 10/13	0	0	0	0	0	0	0	0	closed	closed	closed	closed	
10/14 to 10/20	0	0	0	0	0	0	0	0	closed	closed	closed	closed	
10/21 to 10/27	4	34,243	0	0	0	0	0	0	closed	closed	closed	closed	
10/28 to 11/3	Confidential	Confidential	0	0	0	0	0	0	closed	closed	closed	closed	
11/4 to 11/10	Confidential	Confidential	0	0	0	0	0	0	closed	closed	closed	closed	
11/11 to 11/17	9	94,022	Confidential	Confidential	0	0	0	0	closed	closed	closed	closed	
11/18 to 11/24	Confidential	Confidential	0	0	0	0	0	0	closed	closed	closed	closed	
ACCUMULATIVE CATCH	233	3,549,482	443	1,228,794	117	2,222,474	53	287,163	307	10,440,874	409	3,028,142	
	(Total combined) 4,778,276				(Total combined) 2,509,637				(Total combined) 13,469,016				

Figure 6

Kodiak State Waters Pcod Catches, 2001 (fishery ongoing)

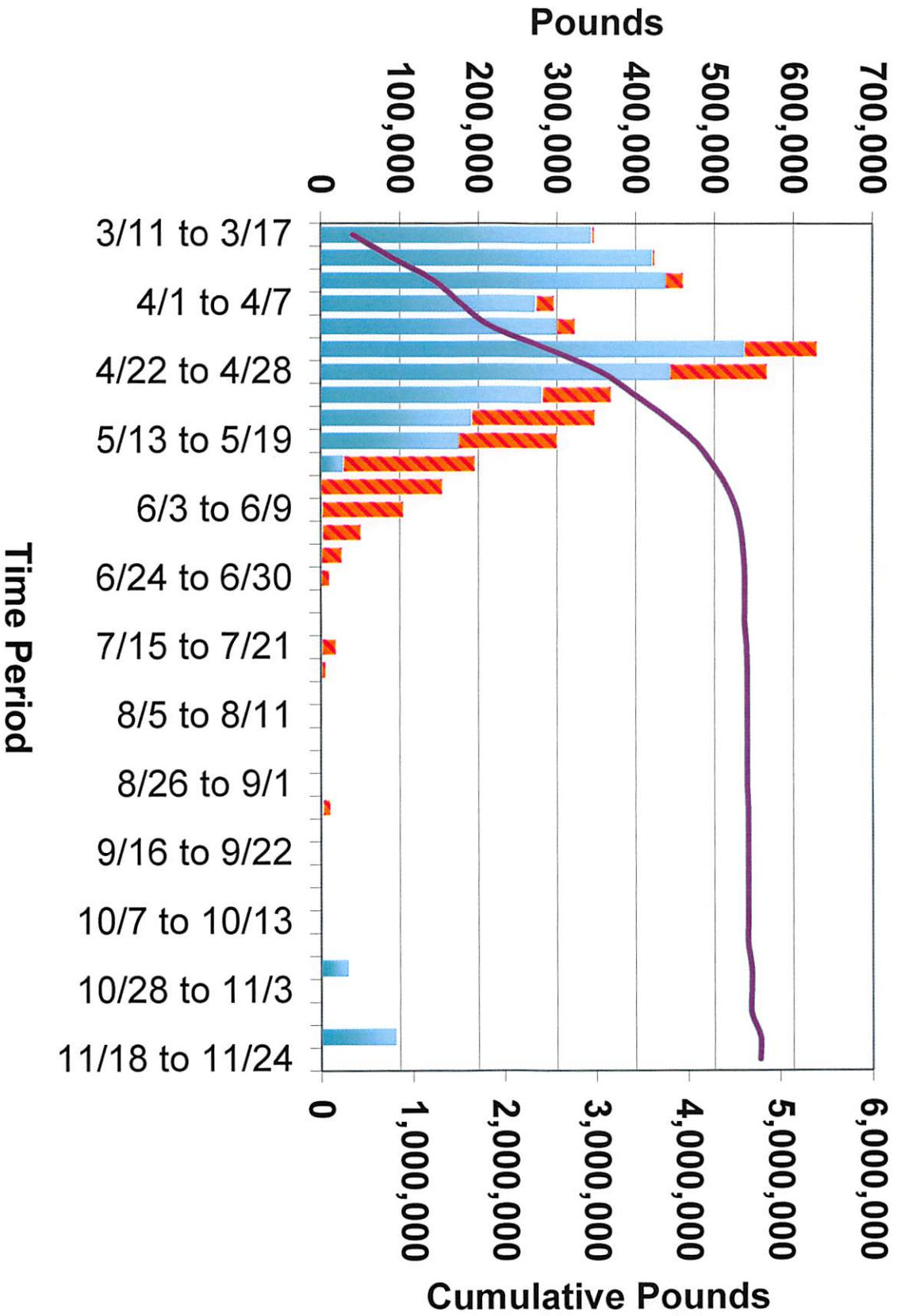
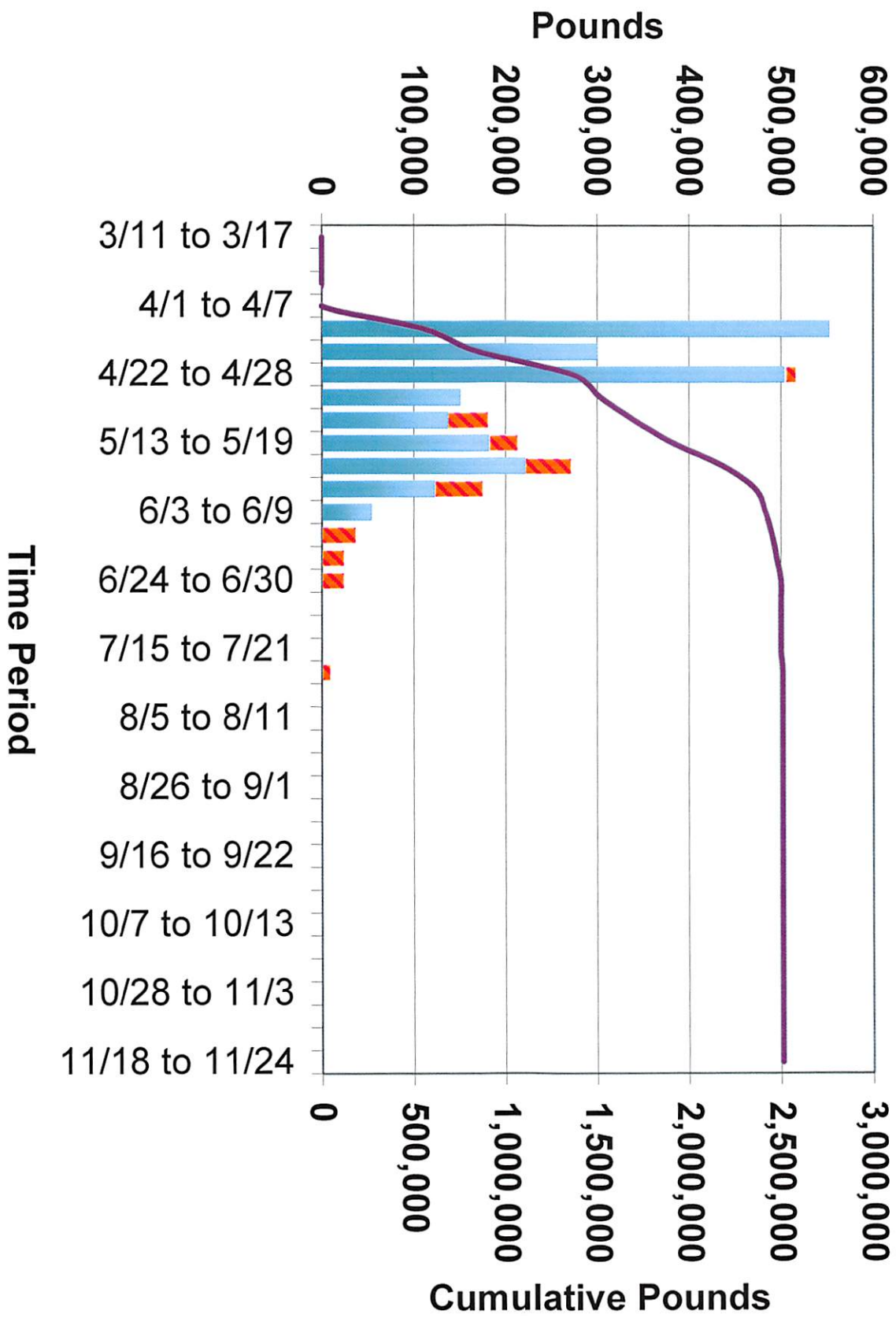


Figure 7

Chignik State Waters Pcod Catches, 2001 (fishery ongoing)



Pot Jig Accumulative Catch

Figure 8

South AK Peninsula State Waters Pcod Catches, 2001 Season Closed

