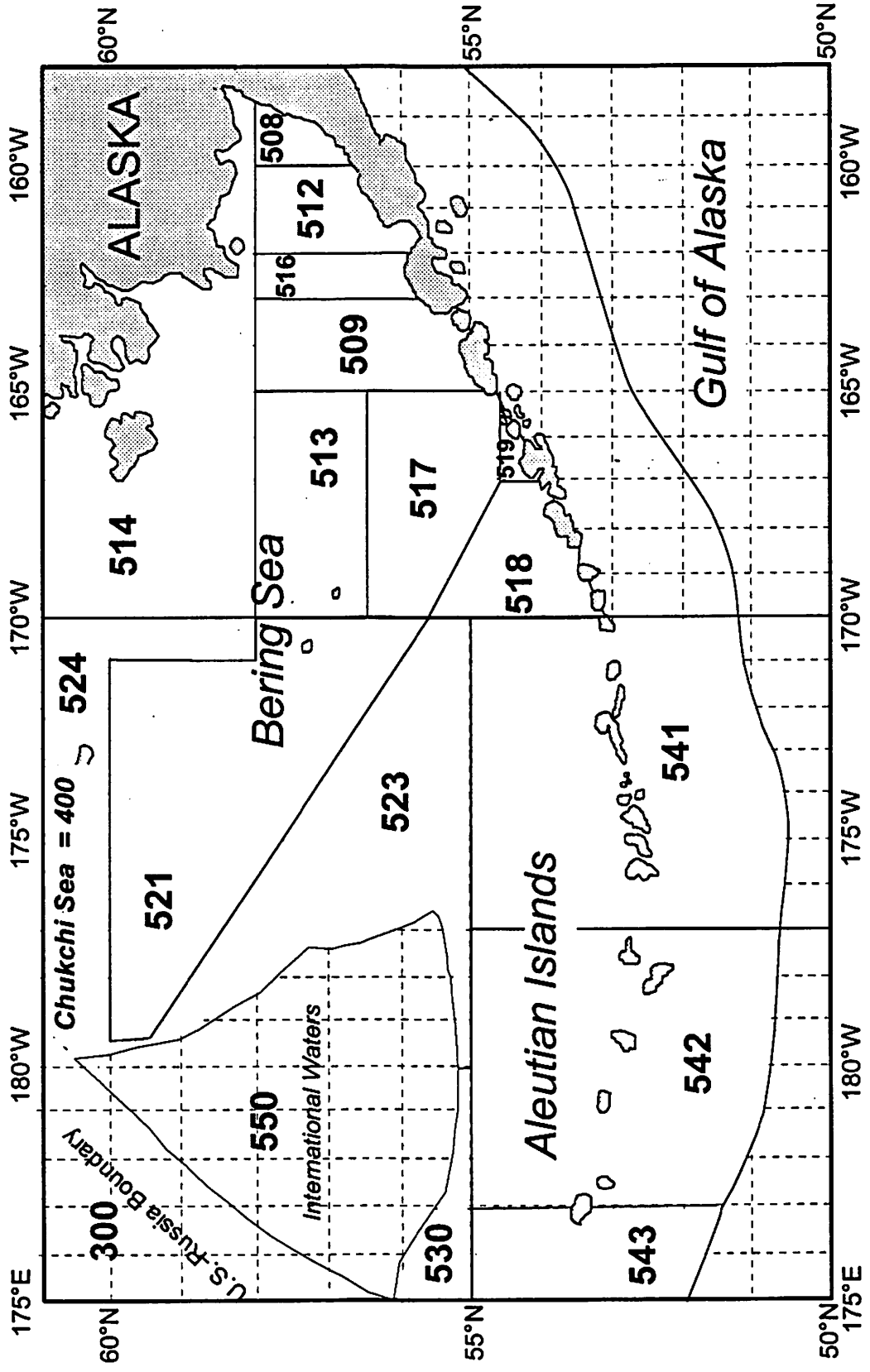


APRIL 1999

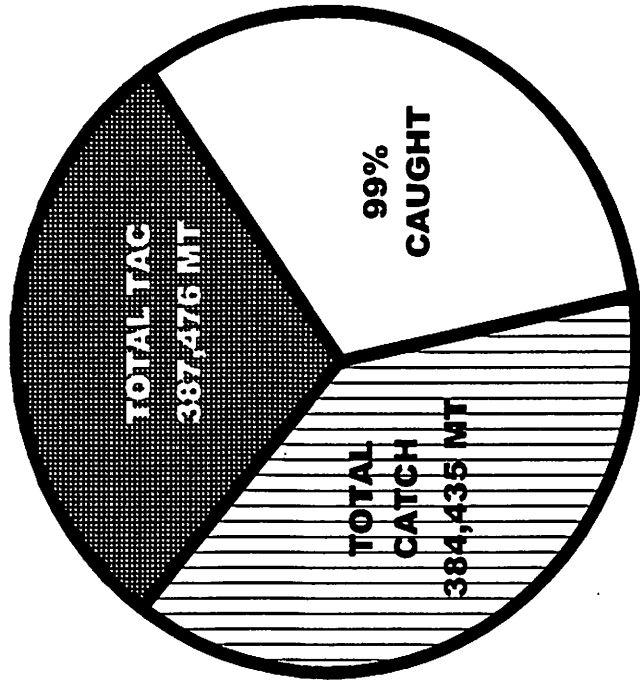
**NMFS FISHERIES
MANAGEMENT
REPORT**



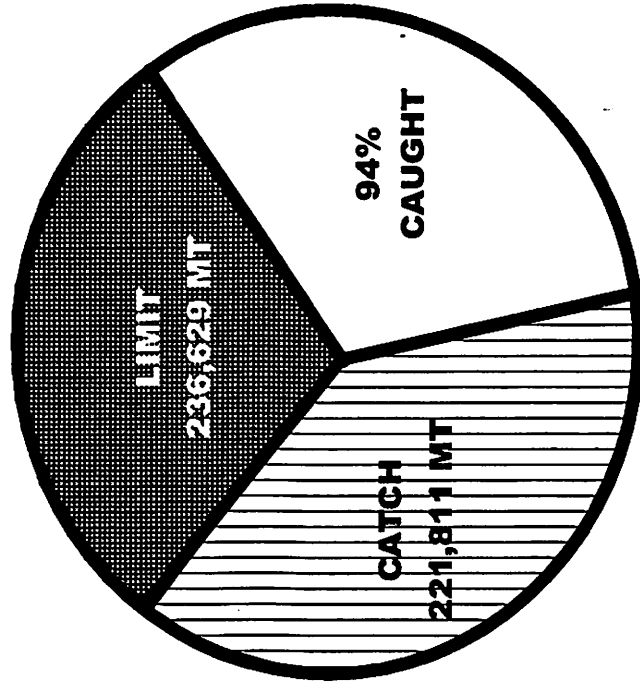
BERING SEA/ALEUTIAN ISLANDS REPORTING AREAS



1999 BERING SEA POLLOCK FISHERY, 'A' SEASON



DIRECTED FISHING



CRITICAL HABITAT

1999 BERING SEA POLLOCK FISHERY, 'A' SEASON, SHORESIDE PROCESSORS

A1		TAC	CATCH	%COMPLETE
		117,850	125,894	107%
	CHlimit	82,495	103,487	125%
A2		TAC	CATCH	%COMPLETE
	Specified	53,568		
	Rollover	<8,044>	45,524	45,204
	CHlimit	37,498		99%
		<10,992>	26,306	23,273
				88%
A total		TAC	CATCH	%COMPLETE
		171,418	171,098	100%
	CHlimit	128,019	126,760	99%

Note: TAC - CATCH = TAC Rollover: CHlimit - CHoverage = Adjusted CHlimit

1999 BERING SEA POLLOCK FISHERY, 'A' SEASON, CATCHER/PROCESSORS

A1			TAC	CATCH	%COMPLETE
			94,280	63,226	67%
	CHlimit		37,712	36,202	96%
A2	Specified	42,854	TAC	CATCH	%COMPLETE
	Rollover	31,054	73,908	72,999	99%
	CHlimit		17,142	12,177	71%
A total			TAC	CATCH	%COMPLETE
	CHlimit		137,134	136,225	99%
			54,854	48,379	88%

Note: TAC - CATCH = TAC Rollover: CHlimit - CHoverage = Adjusted CHlimit

1999 BERING SEA POLLOCK FISHERY, 'A' SEASON: CDQ, MOTHERSHIPS, & SEASON TOTALS

CDQ		TAC	CATCH	%COMPLETE
			44,640	42,828
	CHlimit	44,640	28,844	65%

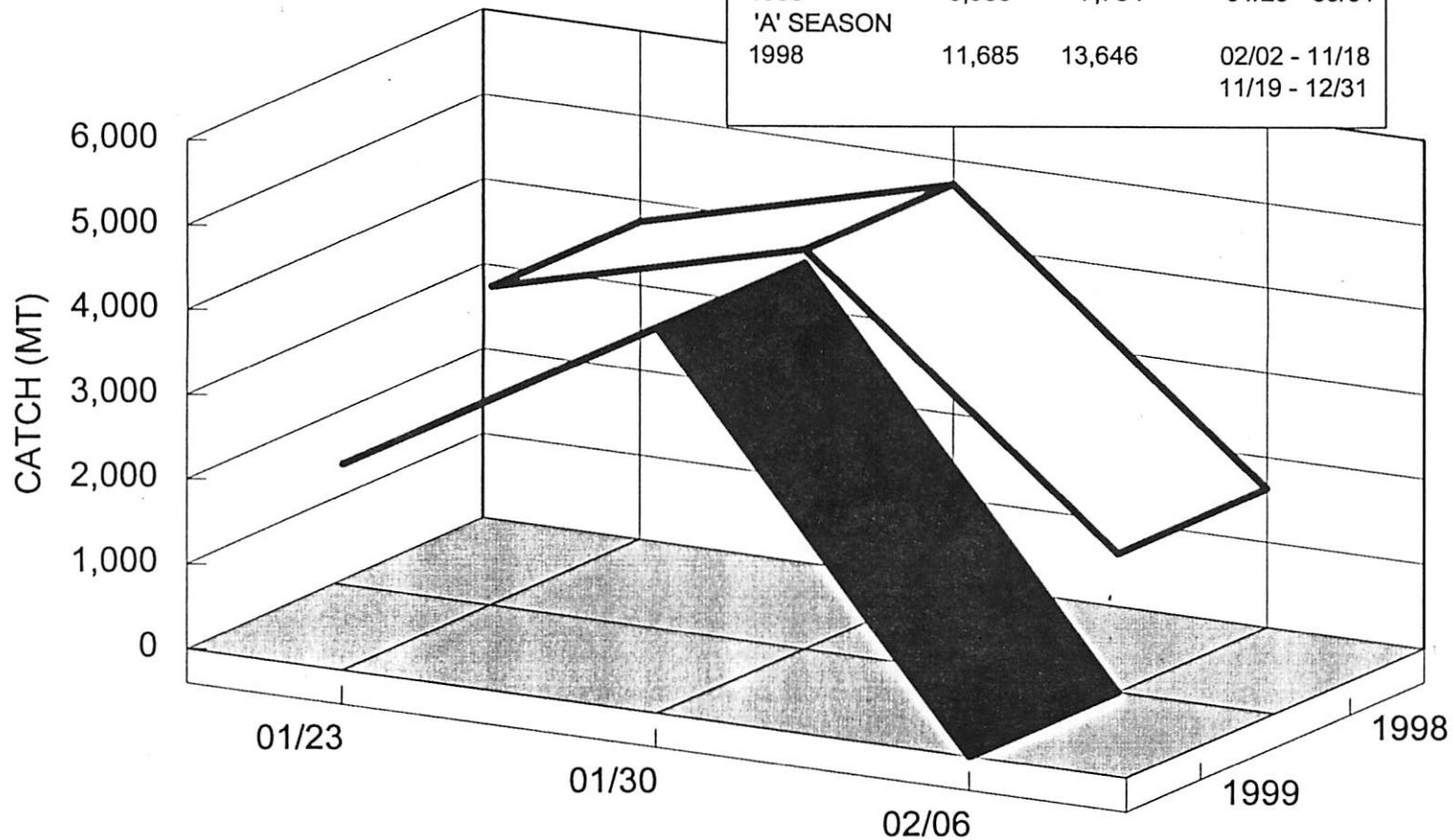
MOTHERSHIPS		TAC	CATCH	%COMPLETE
			34,284	34,284
	CHlimit	17,142	17,828	104%

SEASON TOTALS		TAC	CATCH	%COMPLETE
			387,476	384,435
	CHlimit	236,629	221,811	94%

Note: TAC - CATCH = TAC Rollover: CHlimit - CHoverage = Adjusted CHlimit

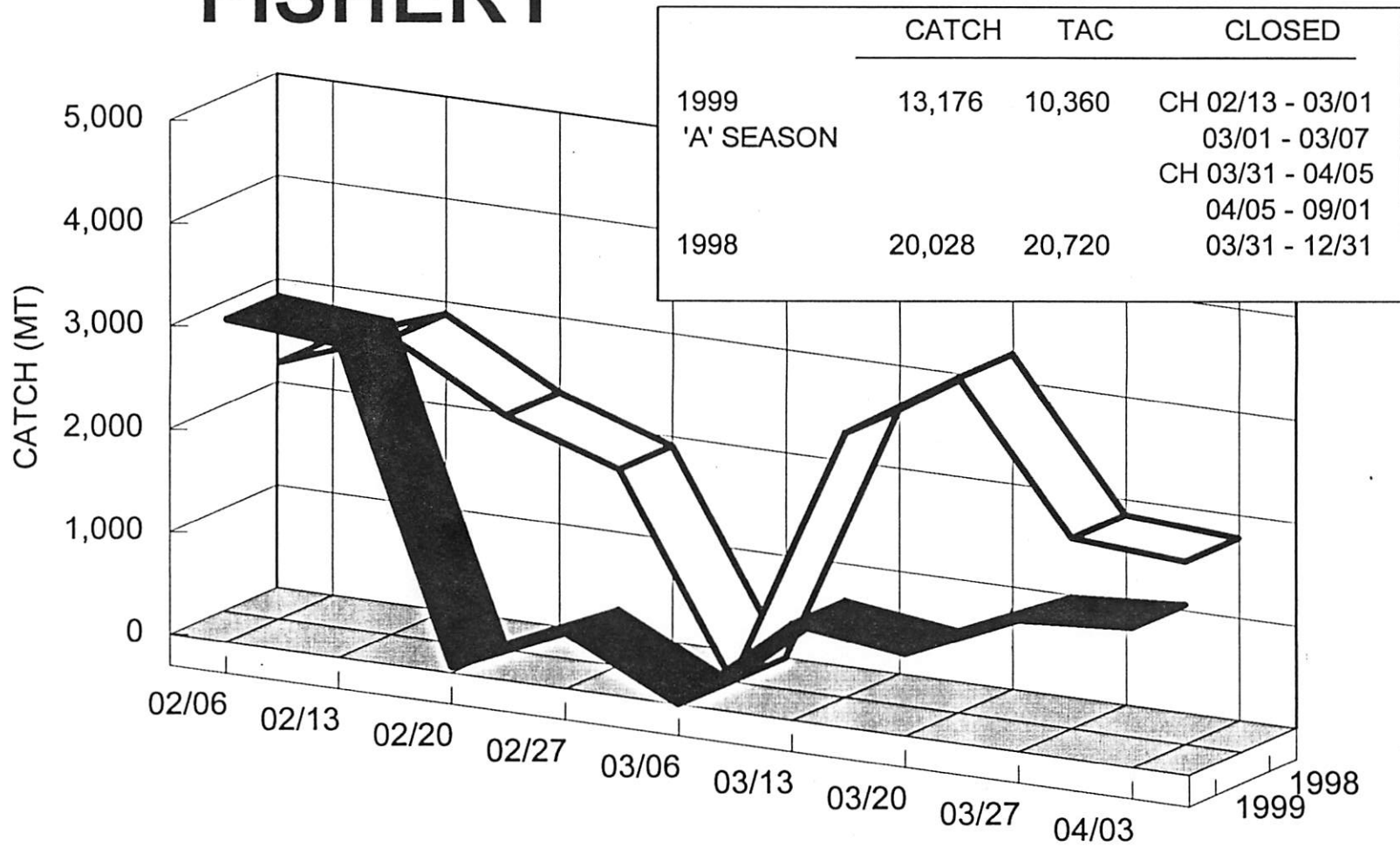
1998/99 EASTERN ALEUTIAN ISLANDS ATKA MACKEREL FISHERY

	CATCH	TAC	CLOSED
1999 'A' SEASON	6,988	7,784	01/29 - 09/01
1998	11,685	13,646	02/02 - 11/18 11/19 - 12/31



(through 4/3/99)

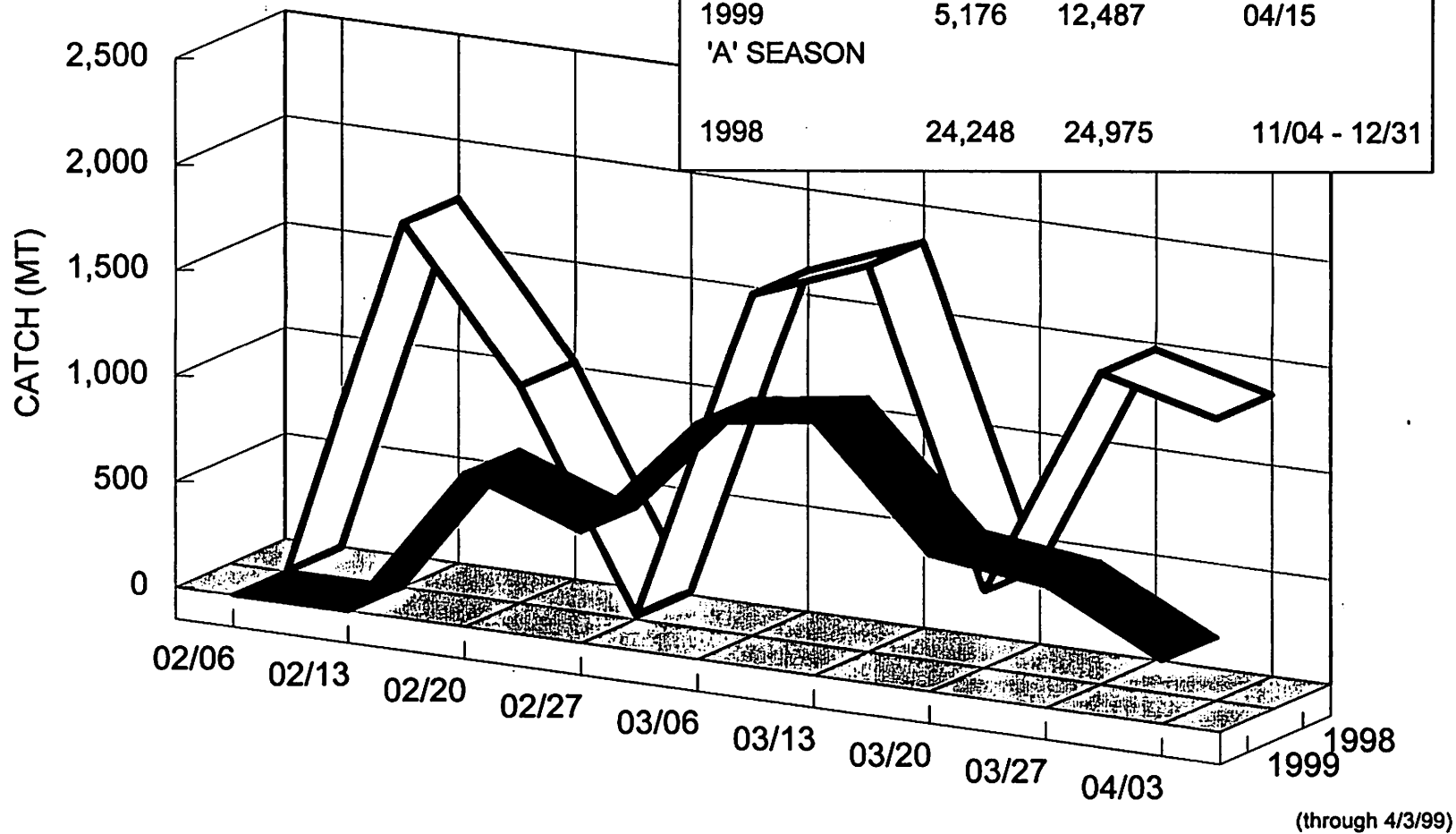
1998/99 CENTRAL ALEUTIAN ISLANDS ATKA MACKEREL FISHERY



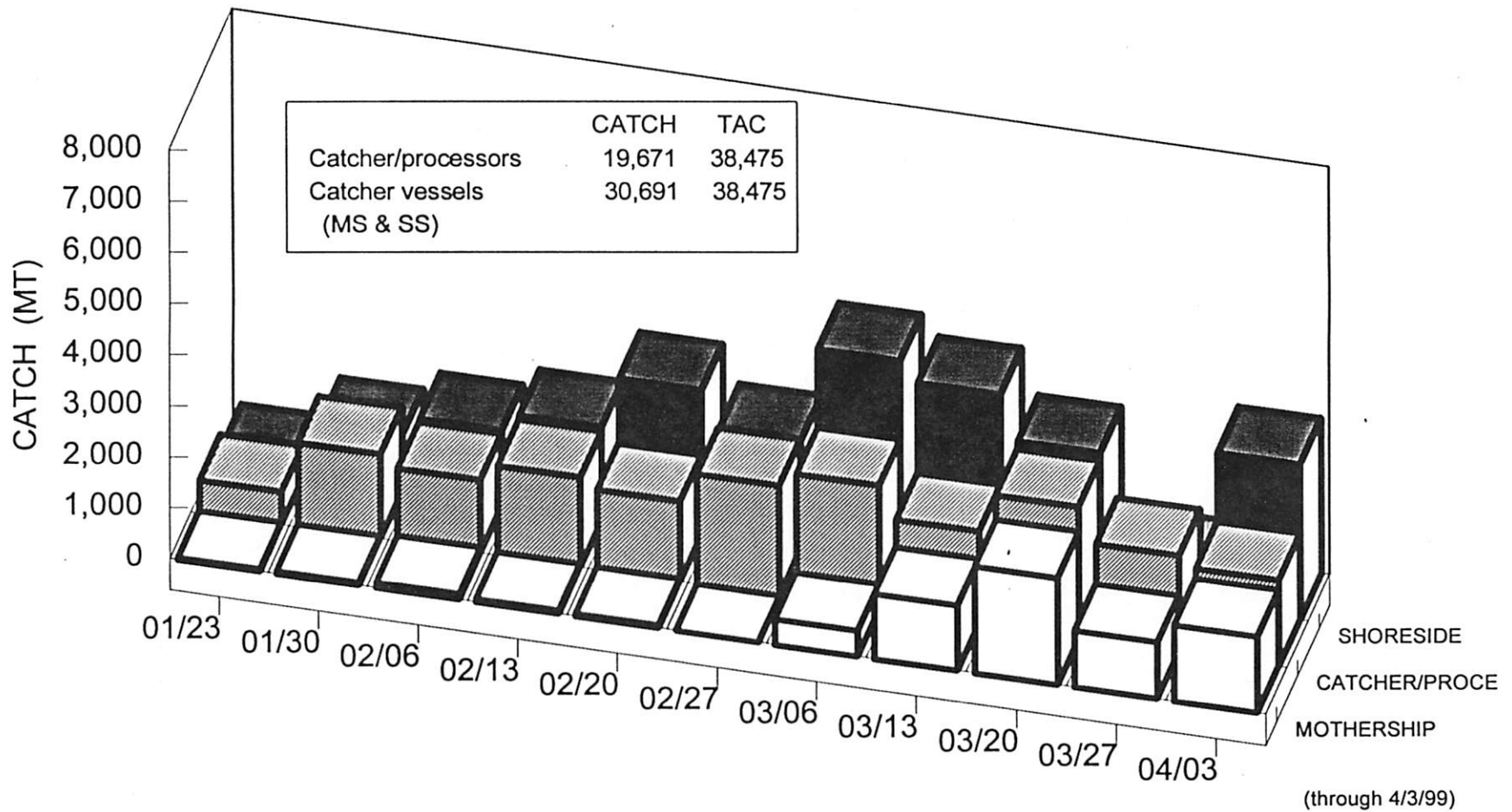
(through 4/3/99)

1998/99 WESTERN ALEUTIAN ISLANDS ATKA MACKEREL FISHERY

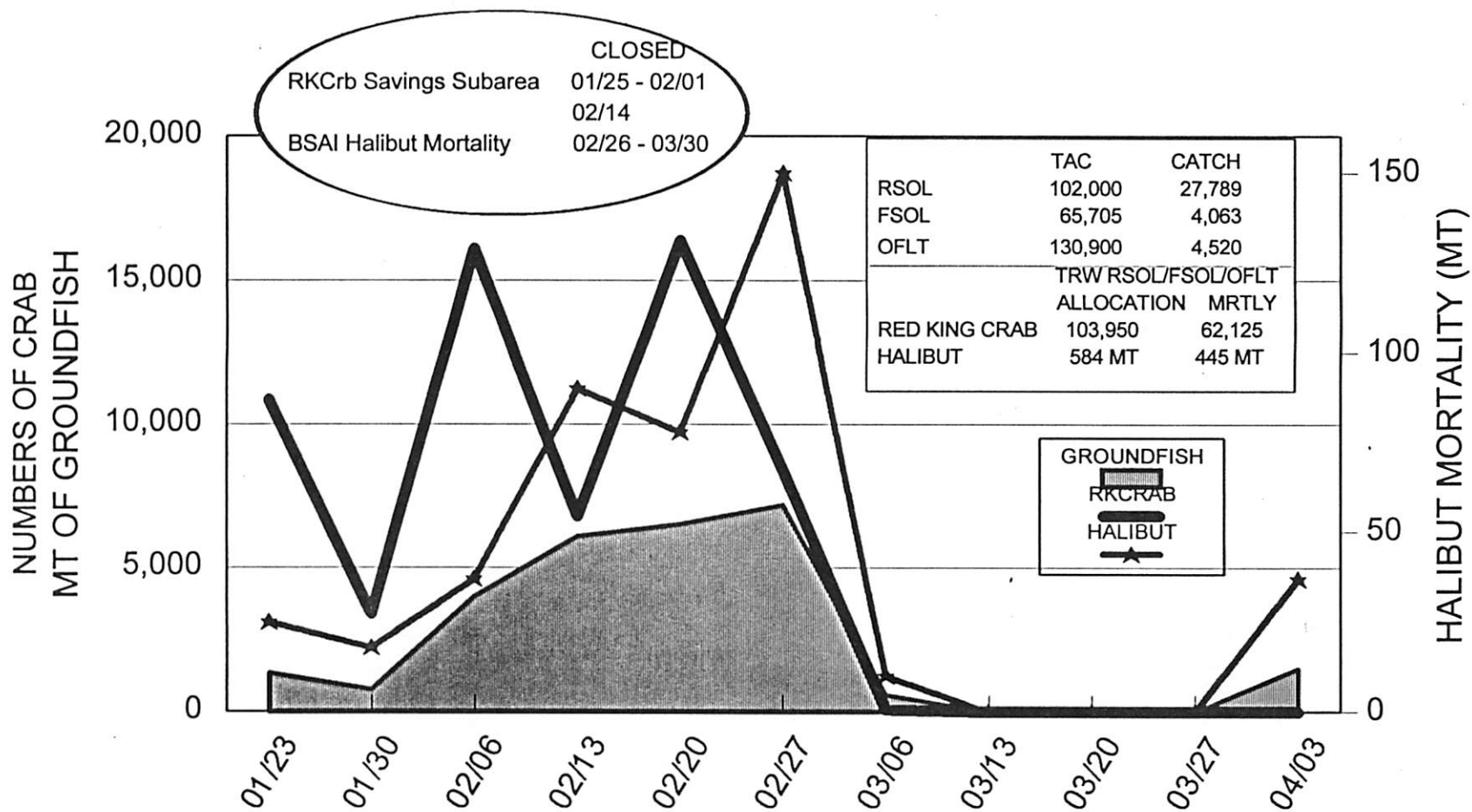
	CATCH	TAC	CLOSED
1999 'A' SEASON	5,176	12,487	04/15
1998	24,248	24,975	11/04 - 12/31



1999 BSAI TRAWL PACIFIC COD CATCH

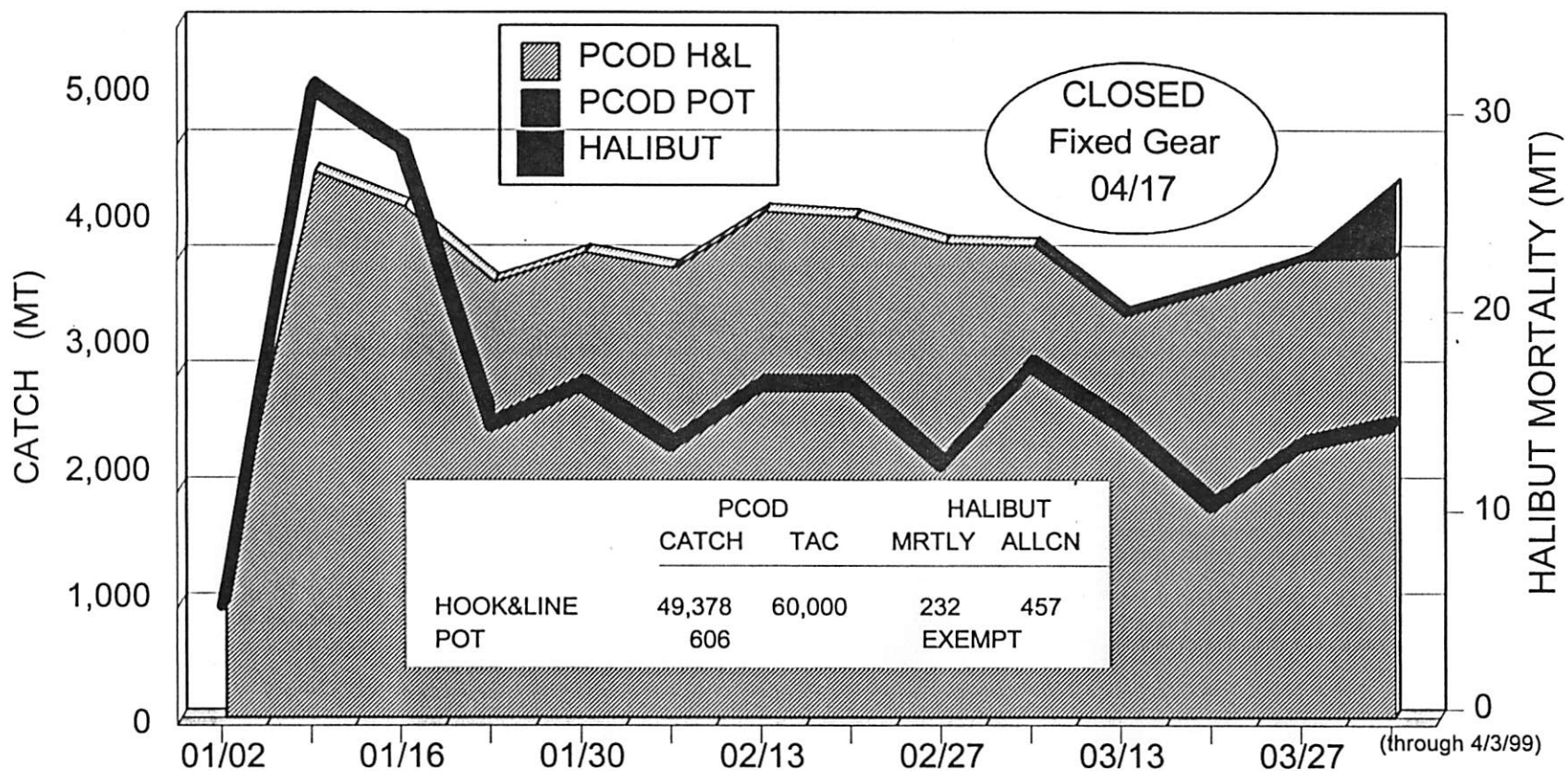


1999 BSAI TRAWL GEAR, RSOL/OFLAT/FLAT FISHERY

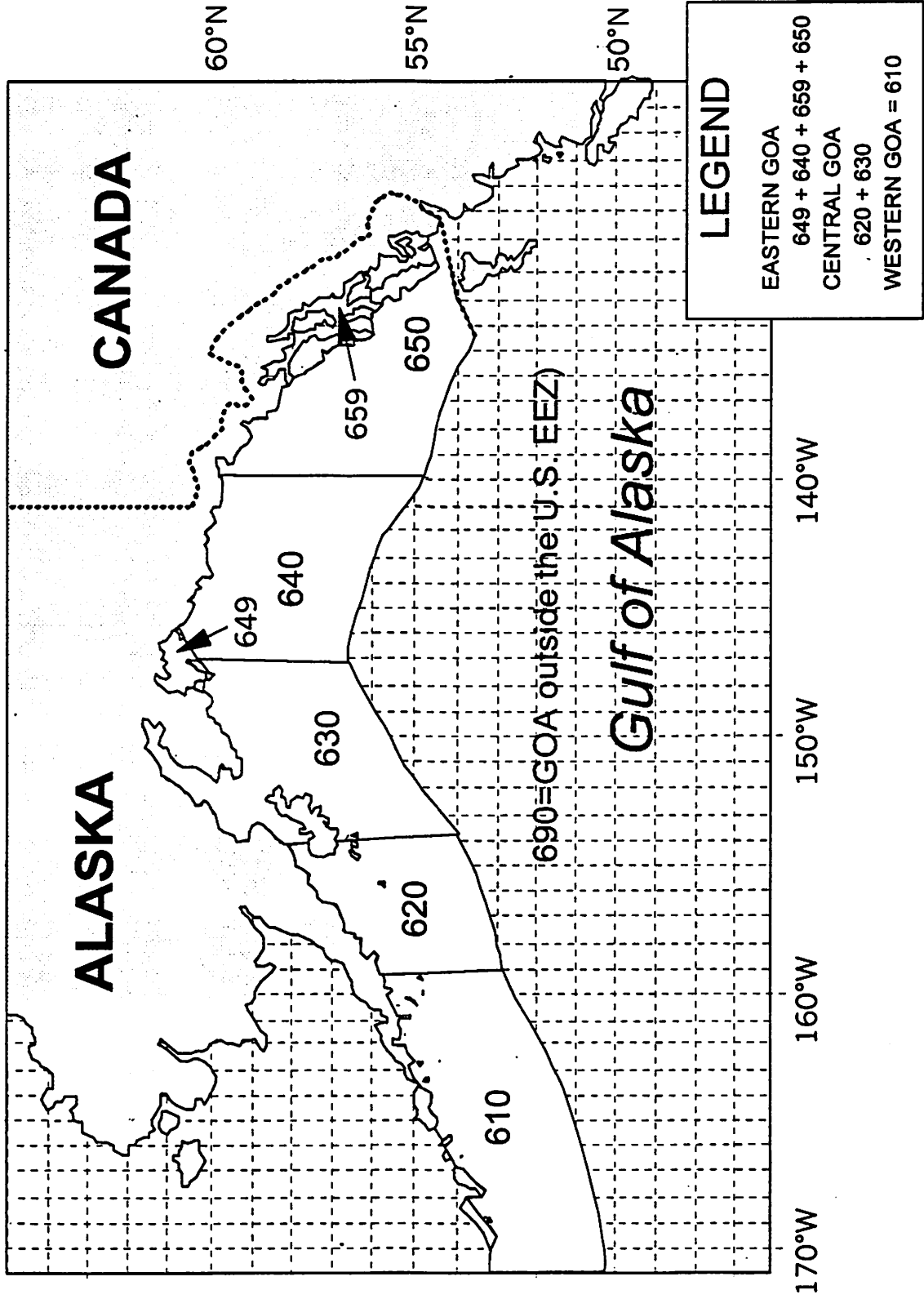


RSOL = Rocksole. OFLT = other flatfish
 FSOL = Flathead Sole
 (through 4/3/99)

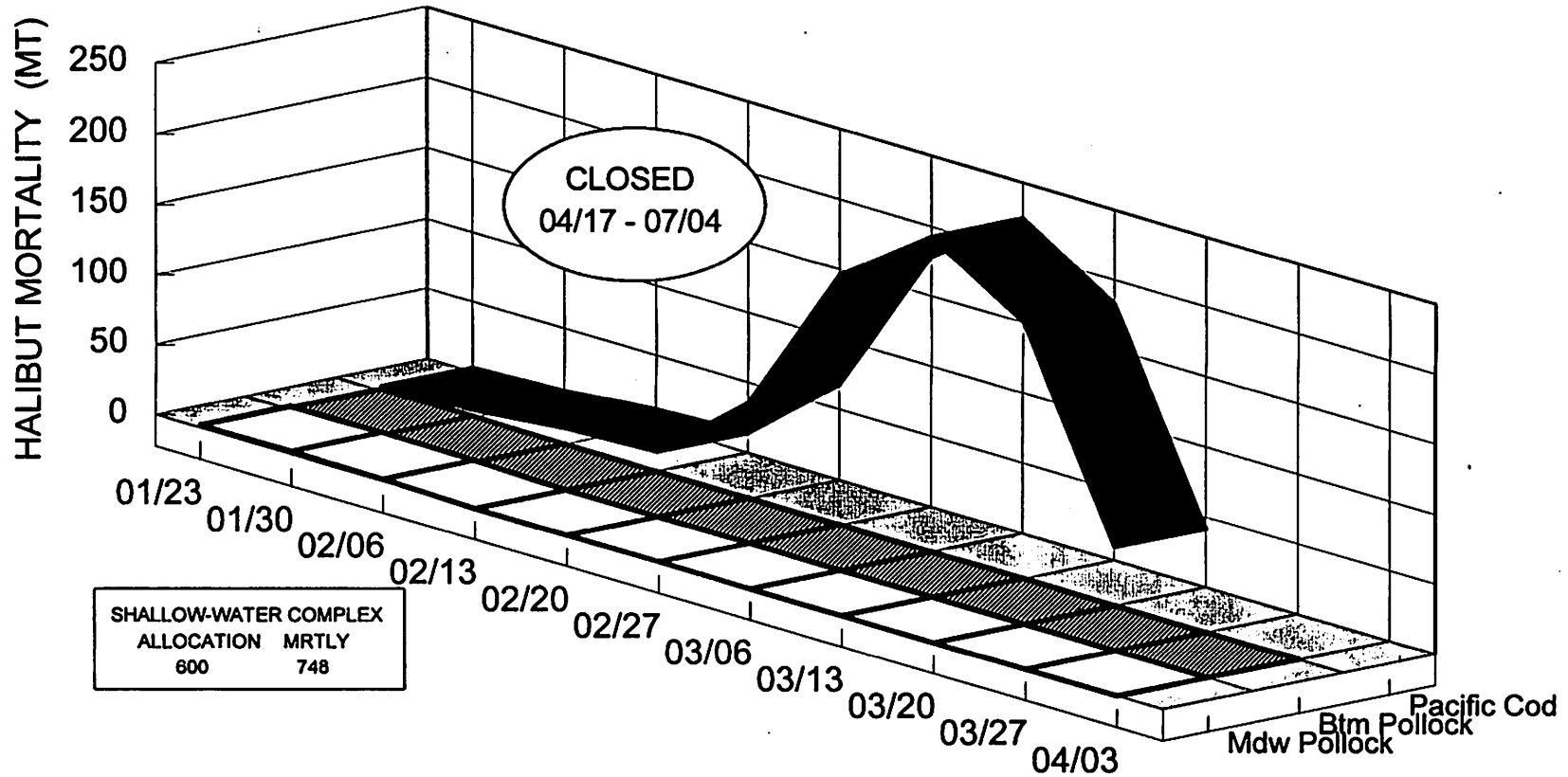
1999 BSAI PCOD FIXED GEAR CATCH WITH H&L HALIBUT MORTALITY



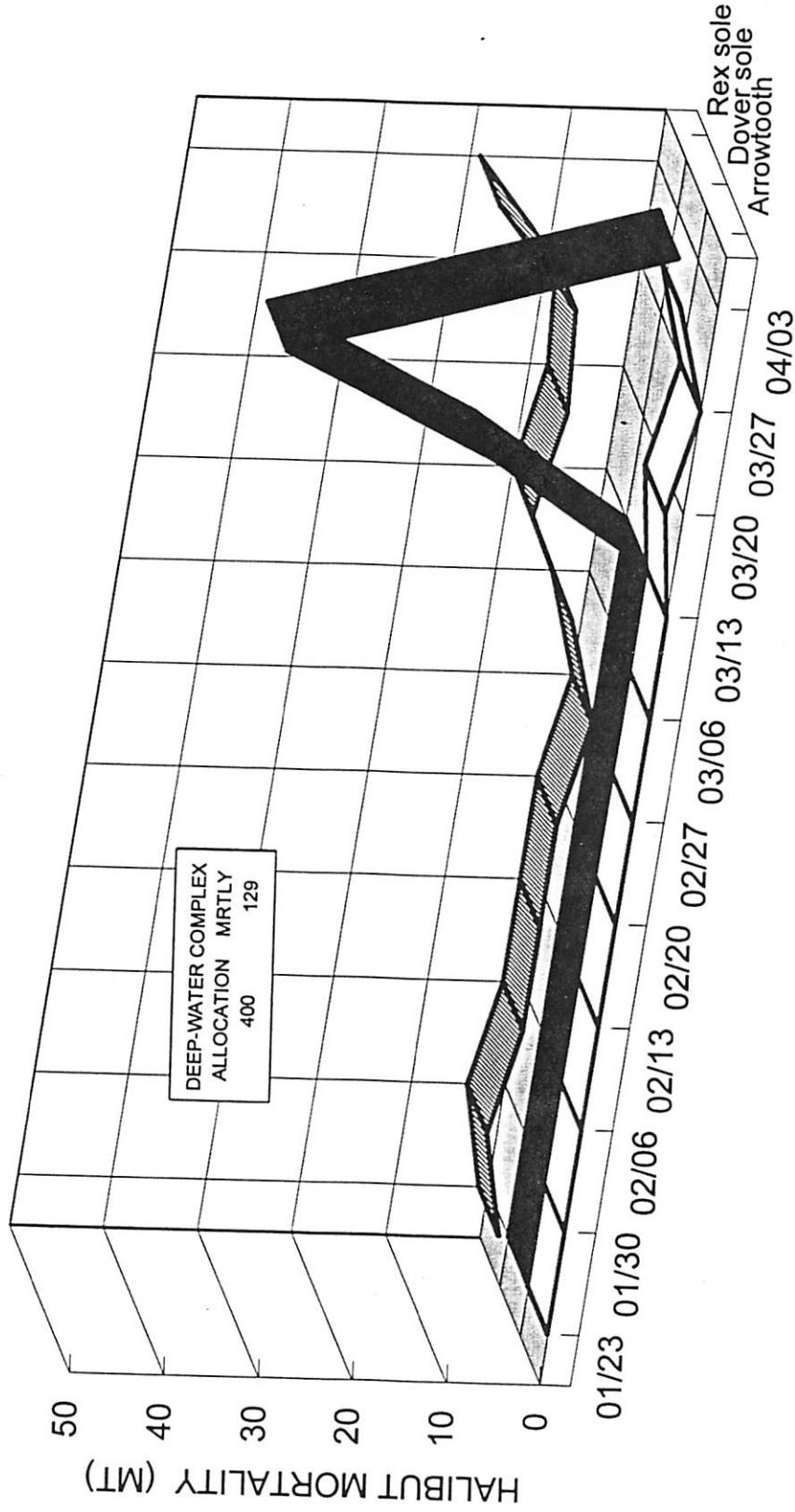
GULF OF ALASKA REPORTING AREAS



1999 GOA TRAWL SHALLOW WATER COMPLEX*, HALIBUT MORTALITY BY MAJOR TARGET FISHERY

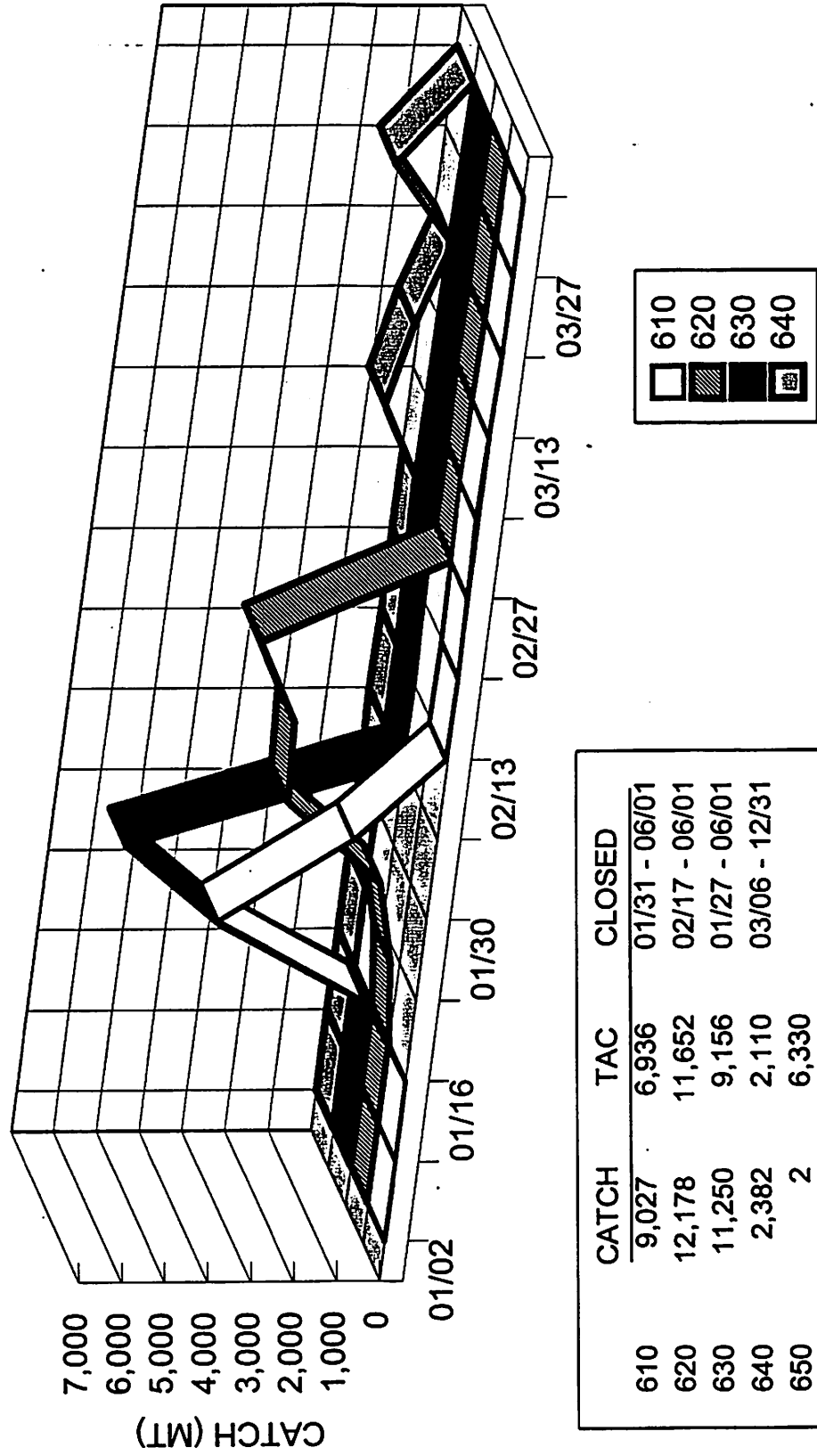


1999 GOA TRAWL DEEP WATER COMPLEX*, HALIBUT MORTALITY BY MAJOR TARGET FISHERY



*Includes sablefish, rockfish, rex sole, arrowtooth flounder, dover sole, and Greenland turbot (through 4/3/99)

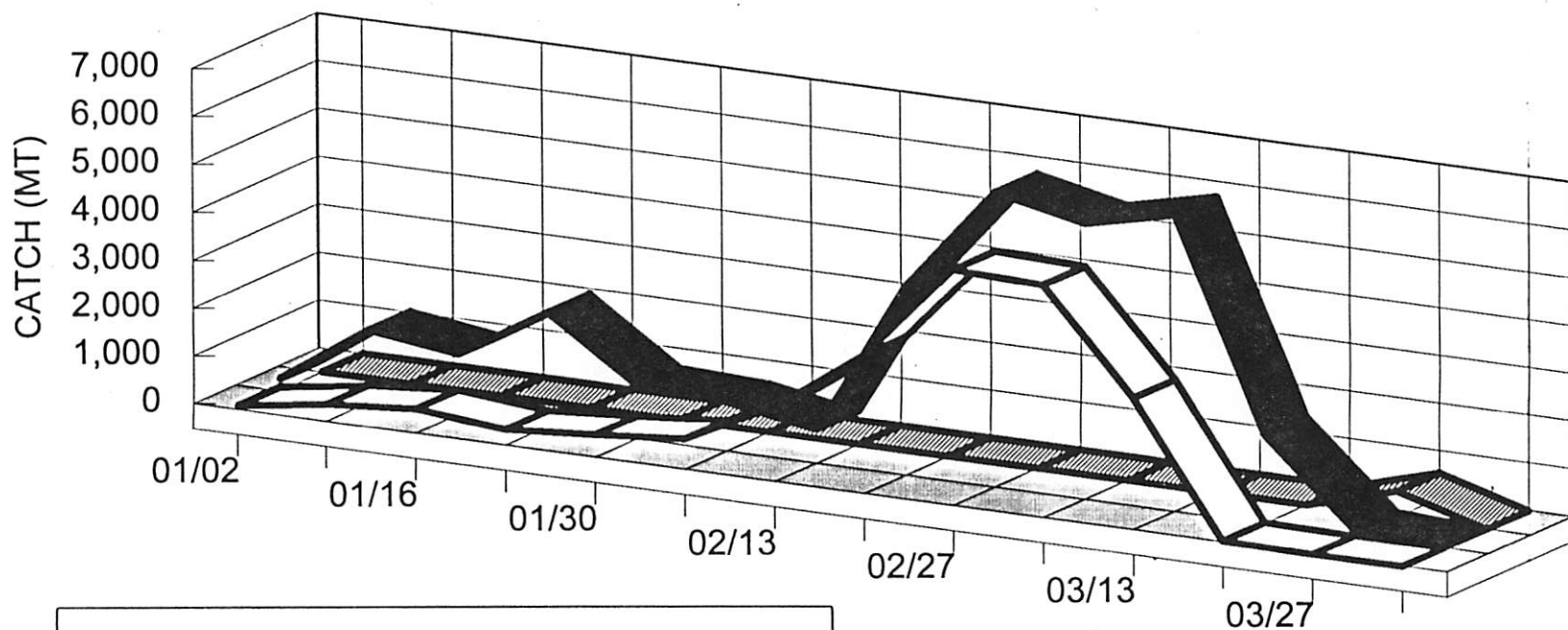
1999 GOA POLLOCK FISHERY



CATCH	TAC	CLOSED
610	9,027	01/31 - 06/01
620	12,178	02/17 - 06/01
630	11,250	01/27 - 06/01
640	2,382	03/06 - 12/31
650	2	
	6,936	
	11,652	
	9,156	
	2,110	
	6,330	

(through 4/3/99)

1999 GOA INSHORE PACIFIC COD FISHERY



	CATCH	TAC	CLOSED
WESTERN	19,605	21,267	03/08 - 12/31
CENTRAL	32,339	38,642	03/14 - 12/31
EASTERN	541	1,143	



(through 4/3/99)

NMFS

Status of North Pacific Fishery Management Council Actions

April 16, 1999

FMP AMENDMENT	ACTION	STATUS
BSA 56/GOA 56	Groundfish Overfishing Definitions	Approved 1/27/99 Notice of approval with response to comments published March 8, 1999 (64 FR 10952)
KTC/SCAL/7/6/7	Overfishing Definitions for crab and scallops	Approved March 3, 1999 Notice of approval with response to comments published March 9, 1999 (64 FR 11390)
BSA/GOA/KTC/SCAL 55/55/8/5	EFH Descriptions	Approved Jan 20, 1999. Notice of approval with response to comments in NMFS Headquarters Review
High Seas Salmon 7	Overfishing definition for salmon	Notice of Availability in Region Review.
BSA 48/GOA 48	TAC Streamlining	Proposed rule in Regional review
BSA 57	Prohibit fishing for pollock with bottom trawl gear	Proposed rule being reviewed in Region
BSA Amd 58	Reduce salmon bycatch limit	Proposed rule being reviewed in Region
BSA 52/GOA 52	Vessel registration	On hold until new electronic reporting systems in place
GOA 59	Cape Edgecombe Pinnacles closure	Proposed rule being prepared in Region
BSAI/GOA/KTC FMP amendments 60/58/10	Amendments to groundfish and crab LLPs (license transfer restrictions, groundfish gear desig., CDQ exemption, limit processing on CV, crab recency criteria)	Proposed rule being prepared in Region.
BSA 54/GOA 54	N. Pac. Sablefish IFQ Loan Program.	Proposed rule being prepared in Region

REGULATORY AMENDMENTS/Notices	STATUS
Final groundfish specifications for 1999	Effective March 8, 1999 BSAI: 64 FR 12103, 3/11/99 GOA: 64 FR 12094, 3/11/99
Annual 1999 management measures for Pacific halibut fisheries	Effective March 15, 1999 (64 FR 13519, March 19, 1999)
Establish minimum percentage of vessel ownership for non-corporate entities to use hired skippers in the IFQ fisheries	Final rule under review in NMFS Headquarters
Regulations for halibut CDQ fisheries after 1998	Final rule under review in NMFS Headquarters
Revision of 1999 recordkeeping and reporting requirements	Final rule under review in Region
Establish application period under LLP	Proposed rule published 4/19/99 (64 FR 19113)
Sitka Sound local area management plan	Proposed rule under review in NMFS Headquarters
IFQ Omnibus III regulatory changes	Proposed rule under review in Region
IFQ/CDQ fee collection program	Proposed rule under review in Region
Technical amendments to at-sea scale and observer sampling stations requirements.	Proposed rule being prepared in Region
Reduce observer coverage for CV greater than 60 ft LOA in the MSCDQ program	Proposed rule being prepared in Region
Retain a 6,000 lb trip limit for halibut in area 4E	Proposed rule being prepared in Region
Revise regulations implementing IR/IU program; revise pollock roe retention limitations	Proposed rule being prepared in Region
Regulatory amendment to require VMS units onboard the Atka mackerel fleet	Proposed rule prepared by Region
Correct regulations to clarify crab CDQ seasons delegated to State and are not constrained to calendar year	Proposed rule being prepared in Reg. Office
North Pacific Halibut IFQ Loan Prog.	Proposed rule being prepared in Reg. Office



UNITED STATES DEPARTMENT OF COMMERCE
National Oceanic and Atmospheric Administration
National Marine Fisheries Service
P.O. Box 21668
Juneau, Alaska 99802-1668

AGENDA B-3
APRIL 1999
Supplemental

April 12, 1999

RECEIVED
APR 15 1999
N.P.F.M.C

Mr. Richard B. Lauber
Chairman, North Pacific Fishery
Management Council
605 W. 4th Avenue, Suite 306
Anchorage, Alaska 99501-2252

Dear Rick,

Bycatch rate standards for trawl fisheries under the Pacific halibut and red king crab vessel incentive program during the second half of 1999 are scheduled to be published in the Federal Register by July 1, 1999. A summary of 1995 - 1999 observer data on fishery bycatch rates is listed in the attached table for review by the Council. The halibut bycatch rates in the BSAI bottom pollock and yellowfin sole fisheries are higher in 1998 relative to past years. Rates estimated for the first quarter of 1999 indicate a decline. Unless the Council recommends a change in these standards, we will use for the second half of 1999 the halibut and red king crab bycatch rate standards listed in the attached table for the third and fourth calendar quarters of the year.

Sincerely,

Donald J. Berg
Steve Penoyer
For Administrator, Alaska Region

Attachment



1995 - 1999 (through March 27, 1999) observed bycatch rates, by quarter, of halibut and red king crab in the fishery categories included in the vessel incentive program. Also listed are the bycatch rate standards established since 1995.

Halibut Bycatch (Kilograms Halibut/metric ton Allocated Groundfish Catch)

<u>Fishery and quarter</u>	<u>Bycatch Rate Standards</u>	<u>1995</u>	<u>1996</u>	<u>1997</u>	<u>1998</u>	<u>1999</u>
BSAI Midwater Pollock						
QT 1	1	0.05	0.1	0.1	0.02	0.17
QT 2	1	0.07	0.02	0.4	0.00	
QT 3	1	0.12	0.09	0.1	0.33	
QT 4	1	0.19	0.21	0.1	0.25	
BSAI Bottom Pollock						
QT 1	7.5	1.93	2.22	1.4	9.09	1.08
QT 2	5	5.5	12.84	0.0	0.01	
QT 3	5	1.98	0.41	1.4	6.70	
QT 4	5	0.14	0.64	0.4	1.47	
BSAI Yellowfin sole						
QT 1	5	3.67	2.89	6.5	9.65	5.75
QT 2	5	4.54	4.19	5.1	6.48	
QT 3	5	2.93	6.86	2.6	7.30	
QT 4	5	4.49	12.41	4.1	13.71	
BSAI Other Trawl Fisheries						
QT 1	30	11.27	10.66	8.9	12.05	14.00
QT 2	30	16.93	12.71	10.3	13.98	
QT 3	30	10.33	6.37	21.2	11.60	
QT 4	30	21.23	34.24	3.1	11.54	
GOA Midwater Pollock						
QT 1	1	0.34	0.26	0.0	0.18	0.31
QT 2	1	0.05	0.04	0.1	0.14	
QT 3	1	0.54	0.03	0.1	0.04	
QT 4	1	0.13	0.47		0.03	
GOA Other Trawl Fisheries						
QT 1	40	16.55	14.65	0.18	26.23	32.09
QT 2	40	63.93	49.01	62.4	58.88	
QT 3	40	18.48	24.71	26.0	37.98	
QT 4	40	48.33	46.9	47.9	58.20	
Zone 1 Red King Crab Bycatch Rates (number of crab/mt of allocated groundfish)						
BSAI Yellowfin sole						
QT 1	2.5	0.28	0	0.1	0.01	0.07
QT 2	2.5	0.02	0.01	0.1	0.03	
QT 3	2.5	0	0		0.43	
QT 4	2.5		0		0.15	
BSAI Other Trawl Fisheries						
QT 1	2.5	0.31	0.14	0.1	0.04	0.26
QT 2	2.5	0	0	0.0	0.06	
QT 3	2.5	0	0.08	0.0	0.25	
QT 4	2.5	0	0	0.0	0.02	

1999 GULF OF ALASKA GROUND FISH QUOTAS
AND PRELIMINARY CATCH IN ROUND METRIC TONS

are from Weekly Production and Observer Reports through 04/10/99
Quotas are based on Final Specifications

	TOTAL CATCH	QUOTA	REMAINING QUOTA	% TAKEN	LAST WK CATCH
WEST, CENT PLCK					
Pollock 610	8,416	6,936	-1,480	121	0
Pollock 620	11,567	11,652	85	99	8
Pollock 630	10,635	9,156	-1,479	116	14
WESTERN GULF					
Arrowtooth Flounder	1,546	5,000	3,454	31	0
Deep Water Flatfish	11	240	229	5	0
Shallow Water Flatfish	217	4,500	4,283	5	0
Flathead Sole	127	2,000	1,873	6	0
Rex Sole	261	1,190	929	22	0
Pacific Ocean Perch	53	1,850	1,797	3	0
Shortraker/Rougheye	26	160	134	16	0
Pelagic Shelf Rockfish	40	530	490	8	0
Northern Rockfish	54	840	786	6	0
Other Rockfish	0	20	20	0	0
Pacific Cod - Inshore	19,623	21,267	1,644	92	0
Pacific Cod - Offshore	471	2,363	1,892	20	0
Sablefish (Hook & Line)	23	1,456	1,433	2	23
Sablefish (Trawl)	39	364	325	11	0
Thornyhead	50	260	210	19	2
CENTRAL GULF					
Arrowtooth Flounder	4,730	25,000	20,270	19	1,363
Deep Water Flatfish	1,307	2,740	1,433	48	361
Shallow Water Flatfish	933	12,950	12,017	7	3
Flathead Sole	386	5,000	4,614	8	63
Rex Sole	1,043	5,490	4,447	19	382
Pacific Ocean Perch	127	6,760	6,633	2	33
Shortraker/Rougheye	137	970	833	14	43
Pelagic Shelf Rockfish	66	3,370	3,304	2	13
Northern rockfish	100	4,150	4,050	2	24
Other Rockfish	34	650	616	5	2
Pacific Cod - Inshore	32,384	38,642	6,258	84	55
Pacific Cod - Offshore	292	4,293	4,001	7	31
Sablefish (Hook & Line)	180	4,472	4,292	4	62
Sablefish (Trawl)	212	1,118	906	19	100
Thornyhead	200	700	500	29	82
EASTERN GULF					
Shortraker/Rougheye	55	460	405	12	23
Pacific Cod - Inshore	565	1,143	578	49	26
Pacific Cod - Offshore	0	127	127	0	0
Thornyhead	48	1,030	982	5	33
WEST YAKUTAI					
Arrowtooth Flounder	135	2,500	2,365	5	108
Deep Water Flatfish	135	1,720	1,585	8	118
Shallow Water Flatfish	1	250	249	0	0
Flathead Sole	1	1,270	1,269	0	0
Rex Sole	0	850	850	0	0
Pacific Ocean Perch	1	820	819	0	0
Other Rockfish	26	470	444	6	0
Pelagic Shelf Rockfish	4	740	736	1	0
Pollock	1,743	2,110	367	83	1
Sablefish (Hook & Line)	327	1,825	1,498	18	68
Sablefish (Trawl)	0	265	265	0	0
SOUTHEAST					
Arrowtooth Flounder	30	2,500	2,470	1	1
Deep Water Flatfish	0	1,350	1,350	0	0
Shallow Water Flatfish	2	1,070	1,068	0	0
Flathead Sole	10	770	760	1	0
Rex Sole	22	1,620	1,598	1	0
Pacific Ocean Perch	0	3,160	3,160	0	0
Other Rockfish	3	4,130	4,127	0	0
Pelagic Shelf Rockfish	15	240	225	6	0
Pollock	2	6,330	6,328	0	0

Demersal Shelf Rockfish	149	560	411	27	2
Sablefish (Hook & Line)	383	3,200	2,817	12	97
ENTIRE GOA					
Other Species	2,128	14,600	12,472	15	90
Atka Mackerel	1	600	599	0	0

TOTALS:	101,076	241,799	140,723	42	3,232

1999 BERING SEA & ALEUTIANS GROUND FISH QUOTAS

AND PRELIMINARY CATCH IN ROUND METRIC TONS

are from Weekly Production and Observer Reports through 04/10/99
Quotas are based on Final Specifications

	TOTAL CATCH	QUOTA	REMAINING QUOTA	% TAKEN	LAST WK CATCH
BERING SEA					
Other Rockfish	20	314	294	6	3
Pacific Ocean Perch	97	1,190	1,093	8	5
Other Red Rockfish	40	227	187	18	5
Sablefish (Fixed Gear)	1	536	535	0	0
Sablefish (Trawl)	6	569	563	1	0
Greenland Turbot	59	5,126	5,067	1	32
Pollock - Inshore	178,144	171,418	-6,726	104	1,192
ALEUTIAN ISLANDS					
Other Rockfish	106	583	477	18	6
Pacific Ocean Perch, East	92	3,173	3,081	3	0
Pacific Ocean Perch, Cent	155	3,561	3,406	4	0
Pacific Ocean Perch, West	134	5,753	5,619	2	0
Sharpchin/Northern	1,107	3,913	2,806	28	85
Shortraker/Rougheye Fixed	27	268	241	10	6
Shortraker/Rougheye Trawl	21	625	604	3	0
Atka Mackerel - Eastern	7,080	7,784	704	91	3
- Jig	0	157	157	0	0
Atka Mackerel - Central	11,464	10,360	-1,104	111	286
Atka Mackerel - Western	5,478	12,487	7,009	44	365
Sablefish (Fixed Gear)	0	828	828	0	0
Sablefish (Trawl)	0	293	293	0	0
Greenland Turbot	16	2,525	2,509	1	1
Pollock - Inshore	403	846	443	48	79
BERING SEA & ALEUTIANS					
Arrowtooth Flounder	1,502	114,201	112,699	1	259
Head Sole	5,111	65,705	60,594	8	1,065
Flatfish	4,890	130,900	126,010	4	379
Species	9,230	27,931	18,701	33	883
Pacific Cod (Trawl - C/P)	20,552	38,475	17,923	53	735
Pacific Cod (Trawl - C/V)	33,907	38,475	4,568	88	2,890
Pacific Cod (Fixed Gear)	54,720	60,000	5,280	91	4,647
Pacific Cod (Jig)	38	3,275	3,237	1	0
Rock Sole	28,348	102,000	73,652	28	1,220
Squid	189	1,675	1,486	11	0
Yellowfin Sole	27,049	176,783	149,734	15	3,583
BOGOSLOF					
Pollock - Inshore	0	424	424	0	0

TOTALS:	389,986	992,380	602,394	39	17,732

1999 GULF OF ALASKA REPORT ON DAP HARVEST

BY GEAR TYPE

Data are from Weekly Production and Observer Reports through 04/10/99

	TRAWL	H&L	POT	OTHER	TOTAL
WEST, CENT PLCK					
Pollock 610	8,409	8	0	0	8,417
Pollock 620	11,554	10	2	0	11,566
Pollock 630	10,511	122	2	0	10,635
WESTERN GULF					
Arrowtooth Flounder	1,539	7	0	0	1,546
Deep Water Flatfish	11	0	0	0	11
Shallow Water Flatfish	214	2	0	0	216
Flathead Sole	127	1	0	0	128
Rex Sole	261	0	0	0	261
Pacific Ocean Perch	53	0	0	0	53
Shortraker/Rougheye	26	0	0	0	26
Pelagic Shelf Rockfish	39	1	0	0	40
Northern Rockfish	54	0	0	0	54
Other Rockfish	0	1	0	0	1
Pacific Cod - Inshore	14,933	3,529	1,160	0	19,622
Pacific Cod - Offshore	41	426	4	0	471
Sablefish (Hook & Line)	0	23	0	0	23
Sablefish (Trawl)	39	0	0	0	39
Thornyhead	48	2	0	0	50
CENTRAL GULF					
Arrowtooth Flounder	4,254	463	13	0	4,730
Deep Water Flatfish	1,306	0	0	0	1,306
Shallow Water Flatfish	897	31	5	0	933
Flathead Sole	360	26	0	0	386
Rex Sole	1,043	0	0	0	1,043
Pacific Ocean Perch	127	0	0	0	127
Shortraker/Rougheye	129	7	0	0	136
Pelagic Shelf Rockfish	60	6	0	0	66
Northern rockfish	100	0	0	0	100
Other Rockfish	10	24	0	0	34
Pacific Cod - Inshore	14,534	6,134	11,716	0	32,384
Pacific Cod - Offshore	232	21	39	0	292
Sablefish (Hook & Line)	0	181	0	0	181
Sablefish (Trawl)	213	0	0	0	213
Thornyhead	191	9	0	0	200
EASTERN GULF					
Shortraker/Rougheye	20	35	0	0	55
Pacific Cod - Inshore	40	282	243	0	565
Pacific Cod - Offshore	0	0	0	0	0
Thornyhead	30	18	0	0	48
WEST YAKUTAT					
Arrowtooth Flounder	122	14	0	0	136
Deep Water Flatfish	135	0	0	0	135
Shallow Water Flatfish	1	1	0	0	2
Flathead Sole	1	1	0	0	2
Rex Sole	0	0	0	0	0
Pacific Ocean Perch	1	0	0	0	1
Other Rockfish	0	26	0	0	26
Pelagic Shelf Rockfish	0	4	0	0	4
Pollock	1,743	0	0	0	1,743
Sablefish (Hook & Line)	0	327	0	0	327
Sablefish (Trawl)	0	0	0	0	0
SOUTHEAST					
Arrowtooth Flounder	23	7	0	0	30
Deep Water Flatfish	0	0	0	0	0
Shallow Water Flatfish	2	0	0	0	2
Flathead Sole	10	0	0	0	10
Rex Sole	22	0	0	0	22
Pacific Ocean Perch	0	0	0	0	0
Other Rockfish	0	3	0	0	3
Pelagic Shelf Rockfish	0	15	0	0	15
Pollock	1	1	0	0	2
Demersal Shelf Rockfish	0	149	0	0	149

Sablefish (Hook & Line)	0	383	0	0	383
ENTIRE GOA					
Other Species	1,195	748	185	0	2,128
Atka Mackerel	1	0	0	0	1

	74,662	13,048	13,369	0	101,079

1999 BERING SEA & ALEUTIANS REPORT ON DAP HARVEST
BY GEAR TYPE

Data are from Weekly Production and Observer Reports through 04/10/99

	TRAWL	H&L	POT	OTHER	TOTAL
BERING SEA					
Other Rockfish	9	11	0	0	20
Pacific Ocean Perch	97	0	0	0	97
Other Red Rockfish	38	2	0	0	40
Sablefish (Fixed Gear)	0	1	0	0	1
Sablefish (Trawl)	6	0	0	0	6
Greenland Turbot	52	7	0	0	59
Pollock - Inshore	178,056	88	1	0	178,145
ALEUTIAN ISLANDS					
Other Rockfish	92	15	0	0	107
Pacific Ocean Perch, East	91	0	0	0	91
Pacific Ocean Perch, Cent	155	0	0	0	155
Pacific Ocean Perch, West	134	0	0	0	134
Sharpchin/Northern	1,098	9	0	0	1,107
Shortraker/Rougheye Fixed	0	27	0	0	27
Shortraker/Rougheye Trawl	21	0	0	0	21
Atka Mackerel - Eastern	7,076	3	0	0	7,079
- Jig	0	0	0	0	0
Atka Mackerel - Central	11,457	8	0	0	11,465
Atka Mackerel - Western	5,478	0	0	0	5,478
Sablefish (Fixed Gear)	0	0	0	0	0
Sablefish (Trawl)	0	0	0	0	0
Greenland Turbot	14	2	0	0	16
Pollock - Inshore	403	0	0	0	403
BERING SEA & ALEUTIANS					
Arrowtooth Flounder	1,272	230	0	0	1,502
Flathead Sole	4,946	165	0	0	5,111
Other Flatfish	4,819	70	0	0	4,889
Other Species	3,876	5,253	99	0	9,228
Pacific Cod (Trawl - C/P)	20,552	0	0	0	20,552
Pacific Cod (Trawl - C/V)	33,908	0	0	0	33,908
Pacific Cod (Fixed Gear)	0	52,806	1,914	0	54,720
Pacific Cod (Jig)	0	38	0	0	38
Rock Sole	28,322	25	1	0	28,348
Squid	189	0	0	0	189
Yellowfin Sole	27,008	40	1	0	27,049
BOGOSLOF					
Pollock - Inshore	0	0	0	0	0

TOTALS:	329,169	58,800	2,016	0	389,985

1999 GULF OF ALASKA GROUND FISH DISCARDS IN ROUND METRIC TONS

Data are from Weekly Production and Observer Reports through 04/10/99

	SHORESIDE			MOTHERSHIP		CATCHER-PROC	
	TOTAL CATCH	AT-SEA DISC	PLANT DISC	TOTAL CATCH	DISC	TOTAL CATCH	DISC
WEST, CENT PLCK							
Pollock 610	8067	330	0	98	0	251	18
Pollock 620	11516	523	0	41	0	9	3
Pollock 630	10625	441	0	0	0	10	0
WESTERN GULF							
Arrowtooth Flounder	1089	1084	0	0	0	457	457
Deep Water Flatfish	7	7	0	0	0	4	4
Shallow Water Flatfish	140	116	0	0	0	76	56
Flathead Sole	46	41	0	0	0	81	47
Rex Sole	5	5	0	0	0	256	10
Pacific Ocean Perch	52	50	0	0	0	1	1
Shortraker/Rougheye	23	23	0	0	0	3	3
Pelagic Shelf Rockfish	27	27	0	0	0	13	12
Northern Rockfish	48	48	0	0	0	6	6
Other Rockfish	0	0	0	0	0	1	0
Pacific Cod - Inshore	15581	193	0	0	0	4042	20
Pacific Cod - Offshore	0	0	0	31	0	440	1
Sablefish (Hook & Line)	0	0	0	0	0	23	0
Sablefish (Trawl)	34	34	0	0	0	5	0
Thornyhead	24	24	0	0	0	27	2
CENTRAL GULF							
Arrowtooth Flounder	2741	2331	0	0	0	1989	1623
Deep Water Flatfish	1168	232	0	0	0	138	64
Shallow Water Flatfish	929	158	0	1	0	4	2
Flathead Sole	221	79	0	2	2	163	50
Rex Sole	73	5	0	0	0	970	13
Pacific Ocean Perch	68	66	0	0	0	60	48
Shortraker/Rougheye	105	78	0	0	0	32	7
Pelagic Shelf Rockfish	36	29	0	0	0	30	29
Northern Rockfish	61	51	0	0	0	39	37
Other Rockfish	25	1	0	0	0	10	3
Pacific Cod - Inshore	31789	405	0	0	0	595	28
Pacific Cod - Offshore	0	0	0	214	0	78	2
Sablefish (Hook & Line)	140	5	0	0	0	40	0
Sablefish (Trawl)	157	96	0	0	0	56	14
Thornyhead	178	72	0	0	0	22	0
EASTERN GULF							
Shortraker/Rougheye	55	14	1	0	0	1	0
Pacific Cod - Inshore	529	5	2	0	0	37	0
Pacific Cod - Offshore	0	0	0	0	0	0	0
Thornyhead	48	13	0	0	0	0	0
WEST YAKUTAT							
Arrowtooth Flounder	136	128	0	0	0	0	0
Deep Water Flatfish	135	0	0	0	0	0	0
Shallow Water Flatfish	2	1	0	0	0	0	0
Flathead Sole	1	1	0	0	0	0	0
Rex Sole	0	0	0	0	0	0	0
Pacific Ocean Perch	1	1	0	0	0	0	0
Other Rockfish	26	0	0	0	0	0	0
Pelagic Shelf Rockfish	4	0	0	0	0	0	0
Pollock	1743	7	0	0	0	0	0
Sablefish (Hook & Line)	322	2	0	0	0	5	0
Sablefish (Trawl)	0	0	0	0	0	0	0
SOUTHEAST							
Arrowtooth Flounder	7	7	0	0	0	23	23
Deep Water Flatfish	0	0	0	0	0	0	0
Shallow Water Flatfish	0	0	0	0	0	2	0
Flathead Sole	0	0	0	0	0	10	0
Rex Sole	0	0	0	0	0	22	0
Pacific Ocean Perch	0	0	0	0	0	0	0
Other Rockfish	3	0	0	0	0	0	0
Pelagic Shelf Rockfish	15	0	0	0	0	0	0
Pollock	1	1	0	0	0	1	0
Demersal Shelf Rockfish	149	0	0	0	0	0	0

Sablefish (Hook & Line)	374	5	0	0	0	9	0
-------------------------	-----	---	---	---	---	---	---

ENTIRE GOA

Other Species	1622	1250	0	0	0	506	506
---------------	------	------	---	---	---	-----	-----

Atka Mackerel	1	1	0	0	0	0	0
---------------	---	---	---	---	---	---	---

TOTALS:	90149	7990	3	387	2	10547	3089
---------	-------	------	---	-----	---	-------	------

1999 BERING SEA & ALEUTIANS GROUND FISH DISCARDS IN ROUND METRIC TONS

Data are from Weekly Production and Observer Reports through 04/10/99

	SHORESIDE			MOTHERSHIP		CATCHER-PROC	
	TOTAL CATCH	AT-SEA DISC	PLANT DISC	TOTAL CATCH	DISC	TOTAL CATCH	DISC
BERING SEA							
Other Rockfish	2	2	0	0	0	18	13
Pacific Ocean Perch	7	7	0	0	0	90	16
Other Red Rockfish	11	11	0	0	0	29	15
Sablefish (Fixed Gear)	0	0	0	0	0	1	1
Sablefish (Trawl)	2	2	0	0	0	3	0
Greenland Turbot	6	6	0	0	0	52	10
Pollock - Inshore	177381	8041	0	0	0	763	382
ALEUTIAN ISLANDS							
Other Rockfish	0	0	0	10	8	97	62
Pacific Ocean Perch, East	0	0	0	5	5	86	85
Pacific Ocean Perch, Cent	0	0	0	0	0	155	115
Pacific Ocean Perch, West	0	0	0	0	0	134	113
Sharpchin/Northern	1	1	0	23	23	1084	980
Shortraker/Rougheye Fixed	0	0	0	0	0	27	27
Shortraker/Rougheye Trawl	0	0	0	0	0	21	14
Atka Mackerel - Eastern	3	3	0	28	28	7048	196
- Jig	0	0	0	0	0	0	0
Atka Mackerel - Central	0	0	0	0	0	11465	1526
Atka Mackerel - Western	0	0	0	0	0	5478	292
Sablefish (Fixed Gear)	0	0	0	0	0	0	0
Sablefish (Trawl)	0	0	0	0	0	0	0
Greenland Turbot	0	0	0	0	0	16	2
Pollock - Inshore	403	403	0	0	0	0	0
BERING SEA & ALEUTIANS							
Arrowtooth Flounder	213	139	0	37	36	1253	1196
Flathead Sole	532	375	0	271	267	4309	1863
Flatfish	645	195	0	33	33	4212	3399
Species	863	799	0	140	139	8226	7655
Pacific Cod (Trawl - C/P)	0	0	0	0	0	20552	290
Pacific Cod (Trawl - C/V)	26806	248	1	7102	188	0	0
Pacific Cod (Fixed Gear)	1674	15	0	0	0	53047	700
Pacific Cod (Jig)	38	0	0	0	0	0	0
Rock Sole	4400	4332	1	410	408	23538	12732
Squid	1	0	0	0	0	188	132
Yellowfin Sole	1294	78	0	16	16	25739	4857
BOGOSLOF							
Pollock - Inshore	0	0	0	0	0	0	0
TOTALS:	214282	14657	2	8075	1151	167631	36678

NMFS/AKR
 04/15/99
 11:53:15

1999 GULF OF ALASKA FISHERIES
 TRAWL HALIBUT BYCATCH MORTALITY (METRIC TONS)
 Week Ending: 04/10/99

WED	SHALLOW WATER COMPLEX		DEEP WATER COMPLEX		GRAND TOTAL
	WEEK TOTAL	CUMULATIVE TOTAL	WEEK TOTAL	CUMULATIVE TOTAL	
01/23/99	6	6	1	1	7
01/30/99	9	16	4	5	20
02/06/99	13	29	2	7	36
02/13/99	14	43	2	9	52
02/20/99	68	112	2	11	122
02/27/99	178	290	0	11	301
03/06/99	225	515	4	15	530
03/13/99	183	698	10	25	723
03/20/99	50	748	25	50	798
03/27/99	0	748	48	98	846
04/03/99	0	748	25	123	871
04/10/99	0	748	91	214	962

CAP: 600	CAP: 400
% OF CAP: 125%	% OF CAP: 53%
REMAINING: -148	REMAINING: 186

SEASONAL HALIBUT BYCATCH MORTALITY CAPS

SEASON	SHALLOW COMPLEX	DEEP COMPLEX	TOTAL
Jan 01 - Mar 31	500 MT	100 MT	600 MT
Apr 01 - Jun 30	100 MT	300 MT	400 MT
Jul 01 - Sep 30	200 MT	400 MT	600 MT
Oct 01 - Dec 31	- No Apportionment -	-	400 MT
TOTALS	800 MT	800 MT	2000 MT

Balance of 4th Quarter available for all trawl fisheries

Shallow Water Complex = pollock, Pacific cod, shallow-water flatfish, flathead sole, Atka mackerel, and "other species."
 Deep Water Complex = sablefish, rockfish, rex sole, arrowtooth flounder, and deep-water flatfish.

NMFS/AKR
04/15/99
13:53:14

1999 GULF OF ALASKA FISHERIES
HOOK & LINE HALIBUT BYCATCH MORTALITY (METRIC TONS)
Week Ending: 04/10/99

OTHER HOOK & LINE
FISHERIES

WED	WEEKLY	TOTAL
01/02/99	3	3
01/09/99	9	11
01/16/99	13	24
01/23/99	11	35
01/30/99	13	48
02/06/99	13	61
02/13/99	9	70
02/20/99	16	86
02/27/99	52	138
03/06/99	48	186
03/13/99	31	217
03/20/99	2	219
03/27/99	2	220
04/03/99	0	221
04/10/99	0	221

CAP: 250
% OF SEASONAL CAP: 88%
REMAINING: 29

1999 HOOK-AND-LINE GROUND FISH FISHERIES HALIBUT MORTALITY CAPS

SEASON	OTHER HOOK AND LINE FISHERIES
Jan 01 - May 17	250 MT
May 18 - Aug 31	15 MT
Sep 15 - Dec 31	25 MT
Annual Total:	290 MT

Sablefish fishery is exempt from halibut bycatch restrictions.
Other hook and line fisheries are all H&L fisheries except
sablefish and demersal shelf rockfish in the Southeast District.

Halibut mortality for the demersal shelf rockfish fishery,
Southeast District is not listed due to insufficient observer
coverage.

NMFS/AKR
04/15/99
13:53:15

1999 GULF OF ALASKA FISHERIES
CHINOOK & OTHER SALMON BYCATCH
Week Ending:04/10/99

TRAWL GEAR

WEEK	CHINOOK SALMON		'OTHER' SALMON	
	WEEKLY NUMBER	CUMULATIVE NUMBER	WEEKLY NUMBER	CUMULATIVE NUMBER
01/23	1,126	1,126	120	120
01/30	2,607	3,733	174	294
02/06	1,819	5,552	537	831
02/13	2,232	7,784	1,255	2,086
02/20	3,205	10,989	2,250	4,336
02/27	326	11,314	35	4,371
03/06	275	11,589	32	4,403
03/13	204	11,793	29	4,432
03/20	135	11,928	0	4,432
03/27	22	11,950	11	4,443
04/03	213	12,163	39	4,482
04/10	490	12,653	38	4,520

NOTE: No PSC Limits apply to salmon.

Data based on observer reports, extrapolated to total groundfish harvest. Estimates for all weeks may change due to incorporation of late or corrected data.

NMFS/AXR
04/15/99
13:52:51

1999 BERING SEA/ALEUTIAN ISLANDS FISHERIES
PROHIBITED SPECIES BYCATCH
Week Ending: 04/10/99

TRAWL HERRING, BSAI

Fishery group	Herring (mt)	Cap (mt)	%
Midwater pollock	162	1,217	13%
Pacific cod	1	22	4%
Yellowfin sole	0	254	0%
Rockfish	0	8	0%
Other	0	152	0%
Rock sole/Other flatfish	0	22	1%
GTRB/ARTH/SABL	0	10	0%
Total:	163	1,685	10%

TRAWL SALMON, BSAI

Fishery group	Chinook (#'s)	Other (#'s)	Total (#'s)
Midwater pollock	5,975	399	6,374
Bottom pollock	0	0	0
Pacific cod	1,870	314	2,184
Yellowfin sole	0	0	0
Rock sole/Other flatfish	180	0	180
Rockfish	0	0	0
Other	33	0	34
Seasonal Total:	8,058	714	8,772

TRAWL BAIRDI TANNER CRAB

ZONE 1

ZONE 2

Fishery group	ZONE 1			ZONE 2		
	Crabs (#'s)	Cap (#'s)	%	Crabs (#'s)	Cap (#'s)	%
Rock sole/Other flatfish	126,850	279,528	45%	19,511	376,274	5%
Pacific cod	71,691	139,950	51%	14,898	205,528	7%
Yellowfin sole	45,769	260,894	18%	114,179	1,128,824	10%
Pollock/AMCK/Other species	658	13,378	5%	1,824	19,146	10%
Rockfish	0	0	0%	0	7,378	0%
GTRB/ARTH/SABL	0	0	0%	0	0	0%
Total:	244,968	693,750	35%	150,412	1,737,150	9%

TRAWL C. OPILIO TANNER CRAB in the COBLZ AREA

Fishery group	Crabs (#'s)	Cap (#'s)	%
Rock sole/Other flatfish	24,608	766,552	3%
Pacific cod	3,185	127,758	2%
Yellowfin sole	14,075	3,108,786	0%
Pollock/AMCK/Other species	4,740	74,234	6%
Rockfish	0	42,585	0%
GTRB/ARTH/SABL	0	42,585	0%
Total:	46,608	4,162,500	1%

TRAWL RED KING CRAB

ZONE 1

Fishery group	Crabs (#'s)	Cap (#'s)	%
Rock sole/Other flatfish	61,942	103,950	60%
Pacific cod	6,348	14,850	43%
Yellowfin sole	554	19,800	3%
Pollock/AMCK/Other species	91	1,850	5%
Total:	68,934	140,450	49%

NMFS/AKR
 04/15/99
 13:52:59

1999 BERING SEA / ALEUTIAN ISLANDS FISHERIES
 TRAWL HALIBUT BYCATCH MORTALITY (METRIC TONS)

WED	PACIFIC COD	YELLOWFIN SOLE	ROCK SOLE/ FLATHEAD SOLE/ OTHER FLATFISH		PLCK/AMCK/ OTHER	ARROWTOOTH/ SABLEFISH/ TURBOT	
			ROCKFISH	TURBOT			
01/23/99	32	0	25	3	0	0	0
01/30/99	122	4	18	9	0	0	0
02/06/99	49	1	37	12	0	0	0
02/13/99	54	0	90	19	0	0	0
02/20/99	67	0	77	7	0	0	0
02/27/99	112	0	150	13	0	0	0
03/06/99	212	23	10	8	0	0	0
03/13/99	113	21	0	2	1	0	0
03/20/99	87	24	0	1	0	0	0
03/27/99	41	30	0	0	0	0	0
04/03/99	90	33	36	0	0	0	0
04/10/99	67	29	25	0	1	0	0
	-----	-----	-----	-----	-----	-----	-----
	1,046	164	469	73	2	0	0
SEASONAL							
CAP:	1,473	470	584	238	0	0	0
% OF CAP:	71%	35%	80%	31%	0%	0%	0%
REMAINING:	427	306	115	165	-2	0	0

NMFS/AKR
04/15/99

1999 BERING SEA / ALEUTIAN ISLANDS FISHERIES
FIXED GEAR HALIBUT BYCATCH MORTALITY (METRIC TONS)

	PACIFIC COD HOOK & LINE		OTHER SPECIES HOOK & LINE, JIG		ALL GROUND FISH POT GEAR	
	WEEKLY	TOTAL	WEEKLY	TOTAL	WEEKLY	TOTAL
01/02/99	6	6	0	0	0	0
01/09/99	31	37	0	0	0	0
01/16/99	29	66	0	0	0	0
01/23/99	15	81	0	0	0	0
01/30/99	17	98	0	0	0	0
02/06/99	14	112	0	0	0	0
02/13/99	17	129	0	0	0	0
02/20/99	17	146	0	0	0	0
02/27/99	13	159	0	0	0	0
03/06/99	18	177	0	0	0	0
03/13/99	15	191	0	0	0	0
03/20/99	11	202	0	0	0	0
03/27/99	14	216	0	0	0	0
04/03/99	15	230	0	0	0	0
04/10/99	13	243	0	0	0	0

PCOD INTERIM CAP: 457	OTHER INTERIM CAP: 42	Pot gear is exempt
% OF INTERIM CAP: 53%	% OF INTERIM CAP: 0%	from bycatch allowances
REMAINING PCOD: 214	REMAINING OTHER: 42	

1999 BSAI NON-TRAWL PACIFIC COD FISHERY HALIBUT BYCATCH ALLOWANCES

(Jan 01 - Apr 30)	457 MT
(May 01 - Sep 14)	0 MT
(Sep 15 - Dec 31)	291 MT
Annual Total	748 MT

Bering Sea/Aleutian Islands

Number of Processors by Groundfish Target
for Week Ending 04/10/99

Target	Shore-side	Mother-ship	C/P Trawl	C/P H&L, POT
A	0	0	2	0
B	0	0	0	0
C	6	2	3	35
F	0	0	0	0
K	0	0	1	0
L	0	0	6	0
O	0	0	0	0
P	3	0	0	0
R	0	0	0	0
S	0	0	0	0
T	0	0	0	0
W	0	0	0	0
Y	0	0	9	0

Gulf of Alaska

Number of Processors by Groundfish Target
for Week Ending 04/10/99

Target	Shore-side	Mother-ship	C/P Trawl	C/P H&L, POT
A	0	0	0	0
B	0	0	0	0
C	7	0	0	0
D	5	0	0	0
H	0	0	0	0
K	4	0	0	0
L	0	0	0	0
O	3	0	0	0
P	0	0	0	0
S	12	0	0	1
W	1	0	0	0
X	0	0	9	0

Groundfish tons is total of all allocated groundfish species harvested in the target fishery.

The KEY is composed of a target fishery, the zone (subarea), and the processing mode. Targets and modes are defined below.

1999 Groundfish Targets:

A	Atka Mackerel	BSAI,GOA
B	Pollock -- bottom*	BSAI,GOA
C	Pacific Cod	BSAI,GOA
D	Deep Water Flatfish*	GOA
F	Other Flatfish*	BSAI
H	Shallow Water Flatfish*	GOA
K	Rockfish	BSAI,GOA
L	Flathead sole	BSAI,GOA
O	'Other'	BSAI,GOA
P	Pollock - midwater*	BSAI,GOA
R	Rock Sole	BSAI
S	Sablefish	BSAI,GOA
T	Greenland turbot	BSAI
W	Arrowtooth Flounder	BSAI,GOA
X	Rex sole	GOA
Y	Yellowfin sole	BSAI

- * Pollock targets defined by catch composition, not reported gear type.
- * Deep Water Flatfish includes Dover sole and Greenland turbot.
- * Shallow Water Flatfish includes flatfish not including Deep Water Flatfish, Flathead sole, Rex sole, or Arrowtooth Flounder.
- * Other Flatfish includes all flatfish species except for Pacific Halibut (a prohibited species) and all other flatfish species that have a separate specified TAC amount.