

2019 Inshore Salmon Savings Incentive Plan Agreement

Annual Report

Amendment 110 IPA Identification Number 1

By John Gruver

Inshore Salmon Savings Incentive Plan Representative

Submitted to the

North Pacific Fisheries Management Council

March 12, 2020

Introduction. In 2019 all AFA inshore sector eligible catcher vessels were members of the Inshore Salmon Savings Incentive Plan (ISSIP) Agreement. The ISSIP was first submitted for approval by NMFS on September 30, 2010 and approved on November 5, 2010. An amended ISSIP Agreement was submitted for approval on June 21, 2011. NMFS approved the amended Agreement on June 28, 2011. The ISSIP approved on June 28 continued in place for the 2015 A Season.

The ISSIP was amended for a second time in the spring of 2015; the amended ISSIP was approved by NMFS on June 5, 2015, in time for the B season. The 2015 amended ISSIP included substantive changes to the operational components of the ISSIP as well as membership changes due to vessel retirement/replacement under the Coast Guard Act of 2010, vessel name changes, vessels changing their inshore coop membership, and participation in the inshore open access sector.

To comply with the Amendment 110 regulations, the ISSIP was amended a third time in January of 2017, ahead of the 2017 A season. That version of the ISSIP remained in place for the 2018 fishing year.

The ISSIP was again amended in the spring of 2019, submitted to NMFS for approval on March 26th, and approved by NMFS on April 10, 2019. A description of changes to the ISSIP is found in Section D of this report.

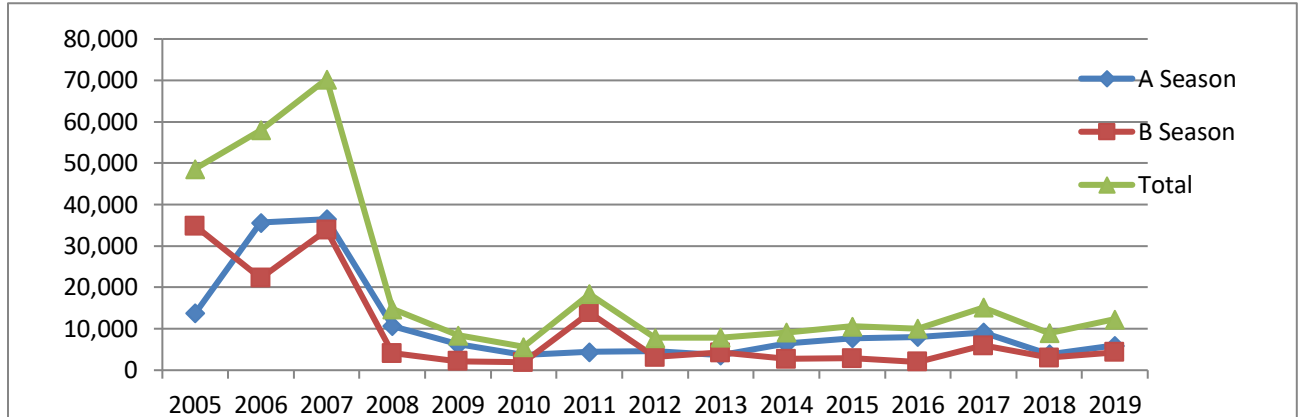
In October of 2018 the Alaska Department of Fish and Game notified the North Pacific Fishery Management Council that the aggregate estimated Chinook salmon returns to the upper Yukon River, the Kuskokwim River, and the Unalakleet River fell below the Three River Index threshold of 250,000 fish, triggering a low Chinook salmon abundance year for 2019. Consequently the 2019 Chinook salmon bycatch limit for the pollock fishery was reduced from 60,000 fish to 45,000 fish. Additionally, the overall performance standard was reduced from 47,591 fish to a 33,318 fish threshold. For the inshore sector the annual Chinook bycatch limit went from 33,390 to 25,020 with an A season limit dropping from 20,916 to 15,687. The inshore Performance Standard threshold was reduced from 26,485 to 18,525.

With 2019 being a low Chinook salmon year, the ISSIP vessels' 2019 A season bycatch allocation was 25% less than its 2018 amount and the 2019 annual vessel Base Cap allocations were 30% less than allocations provided in 2018.

2019 Chinook Salmon Bycatch and Pollock Harvest Summary.

In 2019 the ISSIP members caught a total of 10,818 Chinook salmon; 5,960 in the A Season and 4,858 in the B Season.

Figure 1. Fifteen Year History of Chinook Salmon Bycatch by the Inshore Sector.



The total 2019 pollock harvest by ISSIP members was 610,899 metric tons; 264,181 metric tons in the A Season and 346,718 metric tons in the B Season. Annually that calculates to 56.47 metric tons of pollock harvest for every one bycaught Chinook salmon; an annual rate of 0.01771 Chinook per mt of pollock. Seasonally, the A Season Chinook bycatch was 44.33 metric tons of pollock for every one bycaught Chinook salmon; an A Season rate of 0.02256 Chinook per mt of pollock. The B Season yielded 71.37 metric tons of pollock for every one bycaught Chinook salmon; a B Season rate of 0.01401 Chinook per metric ton of pollock harvest. In terms of number of fish, based on data supplied by NMFS on average pollock size in the 2019 A and B seasons, the 2019 A season harvest resulted in over 46,000 pollock caught for every one bycaught Chinook salmon and the B season harvest resulted in over 186,000 pollock caught for every bycaught Chinook salmon.

Total 2019 non-Chinook (chum) salmon bycatch by the ISSIP members was 172,138 fish. The A season chum bycatch was 891 fish and the B season chum bycatch was 171,247 fish.

The ISSIP members participate in an industry-wide data sharing agreement. A copy of the Agreement is found at the end of this report (Exhibit 1).

Annual Reporting Requirements.

Amendment 110 regulations require each Incentive Plan Agreement (IPA) representative to submit an annual report to the North Pacific Management Council. The annual report is required to address each of the topics found in the following Sections A through G.

Section A. A comprehensive description of the incentive measures, including the rolling hot spot program and excluder use, in effect in the previous year.

The following summary comes from page 5 of the Inshore Salmon Savings Incentive Plan Agreement approved by NMFS on April 10, 2019 and captures the main elements of the ISSIP that were in place for majority of the 2019 A and B seasons.

2. Agreement Summary and Incentive Plan Description. The vessels participating in this IPA receive an annual allocation of Chinook salmon bycatch units, which limits their Chinook salmon PSC bycatch to their pro-rata share of the Chinook salmon PSC performance standard, less Insurance Pool deductions for Inshore Cooperative Vessels. A vessel can earn additional Chinook bycatch units by catching fewer Chinook salmon PSC as bycatch than the amount of its annual allocation, at a rate of one (1) additional unit for every three (3) allocated units that are not used. The Insurance Pool is a Chinook bycatch unit reserve, which is available to Inshore Sector Cooperative Vessels whose Chinook bycatch exceeds the number of bycatch units they hold. Inshore Sector Cooperative Vessels using Insurance Pool bycatch units are required to repay the Insurance Pool, and may be required to pay an additional Insurance Pool usage penalty. If the inshore sector's Chinook salmon bycatch exceeds its performance standard for two (2) years in a six (6) consecutive year period, each Cooperative is required to take all actions necessary to insure that the Chinook salmon bycatch of its Vessels does not exceed the Annual Threshold Amount for a third (3rd) year in a seven (7) consecutive year period. The Manager will issue stop fishing orders to prevent exceeding the Performance Standard a third time in seven consecutive years as may be appropriate. A rolling hot spot closure program closes areas of relatively high Chinook or chum salmon PSC bycatch to vessels that have relatively high rates of Chinook and chum salmon bycatch. Salmon excluder devices are required to be used from January 20th to March 31st, and from September 1 until the end of the B season.

Savings Credits. As described in the agreement summaries, the primary incentive for members of the ISSIP to minimize Chinook bycatch whenever possible is by earning additional Chinook bycatch units called Savings Credits. Each ISSIP vessel is assigned an initial set of bycatch units called Base Cap Credits. Base Cap Credits are calculated as a vessel's share of the inshore sector's Chinook bycatch Performance Standard after an "off the top" deduction of 500 Chinook to fund an Insurance Pool.

On an annual basis, a vessel earns one Savings Credit for every 3 of its Base Cap credits not caught in a year. Without having earned Savings Credits, a vessel may never exceed its share of the current year's Performance Standard (less the insurance pool reserve). In other words, a vessel may not utilize its share of the annual inshore sector Chinook Limit - the hard cap - without having earned enough Savings Credits to do so.

Savings Credits, once earned, are not held in perpetuity, but have a lifespan of 3 years. Therefore, ISSIP vessels are not able to “rest on their laurels” after a series of low bycatch years. Because the nature of Chinook bycatch is so variable from one year to the next, vessels are strongly incentivized to generate maximum Savings Credits each year.

Individual Vessel Allocations. IPAs are required to ensure that each vessel will manage their bycatch in a manner that will keep total bycatch below the sector Performance Standard. The Inshore SSIP accomplishes this requirement by 1) individual vessel allocations from a Base Cap pool that is lower than the inshore sector’s Performance Standard, and 2) vessels may only exceed their Base Cap allocation if they have earned Savings Credits. As previously stated, a vessel must have previously avoided 3 Chinook salmon under their Base Cap allocation to take each bycaught Chinook over their Base Cap allocation; assuring that at no time, over a series of years, may an individual vessel have taken an average amount of Chinook bycatch in excess of the Performance Standard.

Transfers. Several transfer types defined in the ISSIP cover situations that provide for the transfer of both pollock and Chinook salmon between vessels within a cooperative. These transfers are intended to allow coops to continue operations under the ISSIP in a manner consistent with pollock transfers that took place within a coop prior to implementation of Amendments 91 and 110. There are two primary transfer types; Paired Transfers and Trip Specific Transfers. Trip Specific Transfers are the most common transfer used by the ISSIP members. Trip Specific Transfers are made in association with a specific delivery’s fish ticket. The ISSIP also provides transfers of pollock and salmon for very specific conditions pertaining to hardship situations and season completing “mop-up” fishing.

Each ISSIP vessel is assigned an Annual Use Limit, its share of their coop’s annual Chinook limit. Vessels may make intra-cooperative transfers of their assigned Annual Use Limit provided the transferee vessel has the Savings Credits available to utilize the increase.

Inter-sector transfers, transfers from one pollock sector to the inshore sector, while allowed under the Amendment 110 regulations are not freely allowed under the SSIP rules. Inter-sector transfers may not be used in a manner that puts the inshore sector in jeopardy of exceeding the inshore sector’s Performance Standard.

Insurance Pool. As both a protective measure and an incentive measure, the SSIP requires each member to contribute to a collective insurance pool of 500 Chinook. The pool is in place to buffer vessels that may exceed their available credit limit in each season against regulatory caps. Each vessel’s initial A season Chinook allocation is made after their pro rata contribution to the Insurance Pool has been deducted from the overall A season limit.

To further incentivize vessels from using the insurance pool, and take precautionary steps towards not exceeding their salmon credit allocation, credit withdrawals” from the insurance pool by vessels determined to be a “Non-Qualified Vessel” are assessed a penalty ranging from

200% to 400% of the initial insurance pool draw (the rate applied is based on the precautions the vessel exhibited for the trip that triggered the overage).

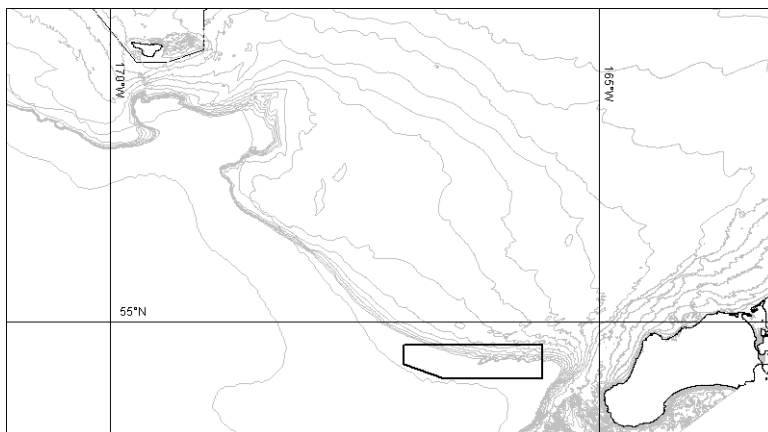
Rolling Hot Spot (RHS) Program. The ISSIP includes a rolling hot spot component for both Chinook and non-Chinook (chum) salmon. While not the primary incentive element of the ISSIP, there is a strong incentive for vessels to avoid being assigned to Tier 2. While the inclusion of the RHS component to the ISSIP provides a strong mechanism for minimizing bycatch, it also provides the vessels with bycatch data that identifies areas with the highest know salmon bycatch.

The ISSIP RHS program closes fishing grounds to individual vessels based on their current salmon bycatch rates. Weekly, each ISSIP vessel assigned to either of two different tier levels based on their previous 2 week bycatch rate; Tier 1 vessels are exempt from the weekly closure(s) and Tier 2 vessels are closed out of the closure(s) for the following week. The RHS program operates in both the A and B seasons for Chinook salmon and during the B season for non-Chinook salmon. During B season Chinook hot spots are prioritized over non-Chinook hot spots. When Chinook bycatch exceeds .035 fish per metric ton of pollock harvest hot spot closures for non-Chinook salmon are suspended while Chinook hot spots are implemented.

There were no violations of the RHS program in 2019.

Chinook Conservation Area Agreement (CCAA). This area has been identified with a history of consistently high Chinook bycatch during the winter fishery. Located in the southeastern Bering Sea, the Chinook Conservation Area is closed to pollock fishing during the A season. The CCAA plays a major role in reducing Chinook bycatch in the A Season and while it may not be characterized as an incentive measure, its mandatory inclusion exemplifies the overall commitment members of the ISSIP have towards reducing Chinook bycatch.

Figure 3. Chinook Conservation Area



There were no violations of the CCAA in 2019.

Salmon Excluder Use. The ISSIP requires all A season tows be made with a salmon excluder and all B season tows conducted after August 31st to be made with a salmon excluder as well. In 2019, recognizing certain contingencies, there were two vessels that did not use a salmon excluder device during fishing operations. These two vessels operated trawl nets that utilize fish pumps to get the fish aboard rather than hauling the codend up a stern ramp. The type of net associated with a fish pump does not support the use of an effective excluder at this time.

October Fishing Restrictions. Vessels fishing pollock in the month of October may not exceed the “September Chinook Bycatch Standard”. The “Standard” is defined as having a bycatch rate that exceeds two (2) standard deviations above the mean September ISSIP bycatch rate from the years 2011 through 2016 (0.103 Chinook per metric ton of pollock catch). Vessels that are not able to maintain a Chinook bycatch below the standard are prohibited from fishing for the remainder of the B season.

None of the ISSIP vessels that fished in October had to stop fishing due to exceeding the October Fishing Restriction.

Section B. A description of how these incentive measures affected individual fishing vessels.

A vessel specific allocation of Chinook salmon provides a very strong incentive for individual vessels to reduce their bycatch. However, when a fisherman has progressed far enough into a low bycatch season that the vessel’s limit is no longer a constraint, there is a possibility that a vessel may let their bycatch reduction efforts relax. However, the ISSIP rules provide little to no opportunity for a captain to relax by keeping the incentive strong at all levels of Chinook encounters throughout the season. The ISSIP provides continuous motivation to fishermen for the reduction of Chinook bycatch. Maintaining low bycatch throughout the course of a season is an opportunity to increase Savings Credits.

Without having earned Savings Credits an ISSIP vessel is restricted to its share of the inshore Performance Standard (less the SSIP Insurance Pool deduction as described earlier). An ISSIP vessel that has maximized its available Savings Credits increases its annual limit by 26%. The possibility of obtaining, and maintaining, a 26% increase of available bycatch credits when most needed is very difficult to ignore – essentially an insurance policy. Vessel operators never know what the future holds in terms of Chinook encounters, therefore captains are constantly driven to stay below the Performance Standard. A retrospective of Chinook bycatch history in the Bering Sea pollock fishery show that high bycatch years are most likely come in groups, therefore no matter how high the presence of Chinook on the pollock grounds in one year, it could very easily be even higher the following year. This scenario is well recognized by the ISSIP fleet and provides a strong incentive to 1) always earn the maximum amount of Savings Credits possible, and 2) avoid putting yourself in the situation of having to use Savings Credits whenever possible.

Additionally, along the lines of “insurance”, having earned Savings Credits not only gets a boat through the high bycatch years, maximizing Savings Credits is also a way to access more pollock

quota beyond a vessel's initial allocation. The SSIP not only inspires the reduction of Chinook bycatch, it promotes the possibility of additional pollock harvest by the fishermen that have managed their salmon credit allocations more frugally.

The SSIP rules cause its member vessels to be independently responsible for their future access to pollock by maintaining low Chinook bycatch. Consequently, each tow selection is made with considerations for both pollock harvest and Chinook avoidance in mind. This is most evident in the changes in seasonal fishing patterns; especially during the A season. There are very few instances of individual tows being made in areas suspect for typically having high Chinook bycatch despite the assumption that pollock in that area may be of higher value than pollock in low Chinook bycatch areas.

No ISSIP vessels used any Savings Credits in 2019.

Section C. An evaluation of whether incentive measures were effective in achieving salmon savings beyond levels that would have been achieved in absence of the measures including the effectiveness of:

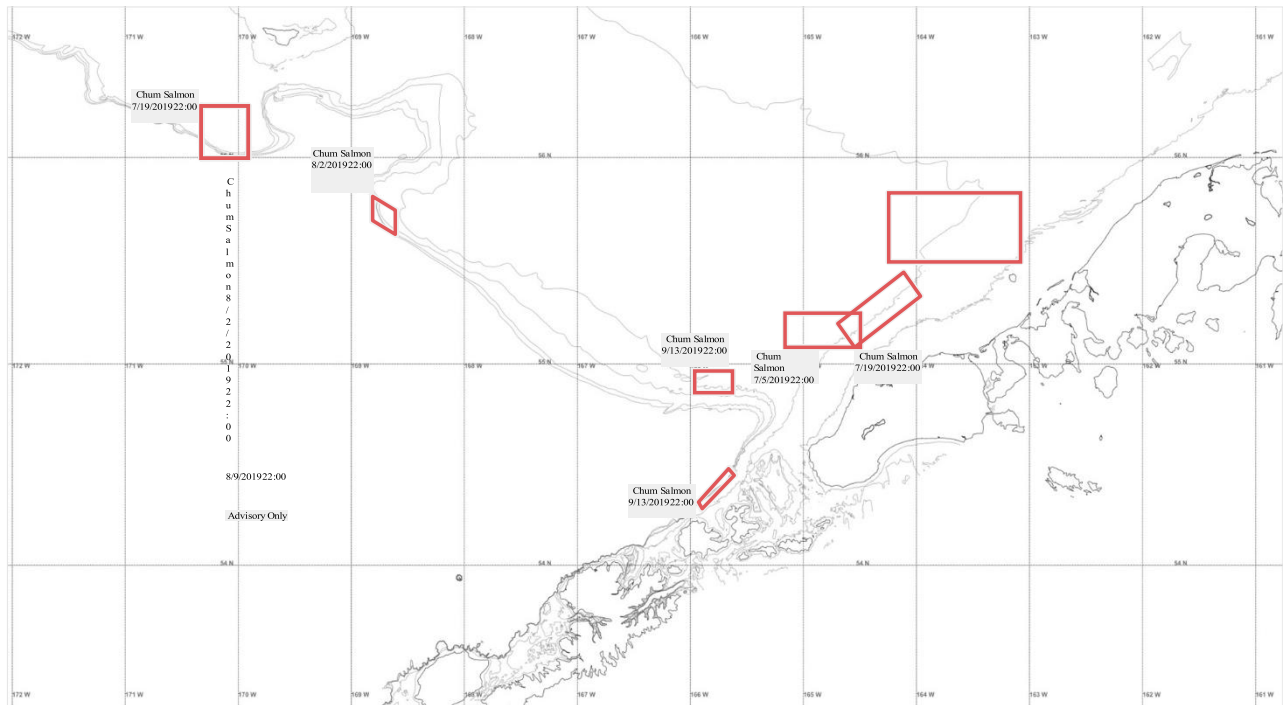
1. Measures to insure that chum salmon were avoided in areas and at times where chum salmon are likely to return to western Alaska.

The ISSIP operates with its strictest chum salmon RHS trigger mechanisms during the months of June and July, when the chum salmon genetics indicate that western Alaskan chum salmon are most likely to be present on the eastern Bering Sea pollock grounds. The ISSIP also provides for the Monitoring Agent to prioritize the weekly RHS closures in a manner that will most likely protect western Alaskan origin chum salmon (Section 9.4.6.1 of the ISSIP). The ISSIP's chum salmon RHS program runs at the individual vessel level as opposed the Amendment 84 Intercooperative program that operated at the coop level. Under the ISSIP RHS program vessels are individually assigned to a tier and do not have their high bycatch chum tows "diluted" by low bycatch tows made by other coop members.

During the early part of the B season, June to mid-August, chum salmon bycatch east of 170° west is considered to have the highest presence of western Alaska chum salmon. The presence of western Alaska origin chum salmon east of 170° west drops off slightly as the B season continues.

During the B season the inshore fleet typically fishes in the southeastern Bering Sea; minimizing travel time to and from their processing plants in an effort to provide the freshest fish possible to their market. The following Figure 4 covers all chum salmon RHS closures for the 2019 B season.

Figure 4. 2019 Chum Salmon RHS Closures



2. Restrictions or penalties that target vessels that consistently have significantly higher Chinook salmon PSC rates relative to other vessels.

Annual ISSIP vessel Chinook salmon PSC limit allocations are sourced from the inshore performance standard (minus a 500 fish insurance pool deduction), not the inshore Chinook PSC limit. Vessels are restricted to catching only their initial allocation unless they have individually earned Savings Credits as described previously. Having, and consequently using, Savings Credits is the only way each individual vessel may continue to fish above its share of the performance standard.

Vessels that are not able to fish below their initial allocation year on a continual basis are at risk of not fully funding their Savings Credit account and may very well find themselves having to stop fishing before catching their entire pollock allocation. Vessels that have successfully funded their Savings Credit account may then find themselves in the enviable situation of not only catching their own pollock allocation, but also pollock left behind by vessels that had to stop fishing due to higher Chinook bycatch rates.

Vessels exceeding their salmon credit allocation automatically draw their overage amount from the insurance pool. Vessels with an overage are penalized by having their future credit allocation reduced until they repay their insurance pool draw plus penalty credits.

Finally, the Chinook RHS program runs at the individual vessel level, like the chum salmon RHS program, and consequently holds each vessel responsible for maintaining as low of a Chinook bycatch rate as possible to avoid restricted access to the fishing grounds. Vessels with higher relative Chinook bycatch rates will typically be placed in Tier 2 of the RHS program resulting in restricted access to the fishing grounds for an entire week. Unless a vessel is able to bring its relative bycatch rate down, it may find itself with Tier 2 status for multiple weeks.

3. Restrictions or performance criteria used to ensure that Chinook PSC rates in October are not significantly higher than in previous months.

Vessels fishing pollock in the month of October must maintain a Chinook bycatch rate below the “September Chinook Bycatch Standard”. The “Standard” is defined as having a bycatch rate that exceeds two (2) standard deviations above the mean September ISSIP bycatch rate from the years 2011 through 2016 (0.103 Chinook per metric ton of pollock catch). Vessels that are not able to maintain a Chinook bycatch below the standard are prohibited from fishing for the remainder of the B season.

As previously mentioned, none of the ISSIP vessels that fished in October had to stop fishing due to exceeding the ISSIP Agreement’s October Fishing Restriction.

Section D. A description of any amendments in the terms of the IPA that were approved by NMFS since the last annual report and the reasons that the amendments to the IPA were made.

The ISSIP was amended in 2019. The following 10 changes were made to the Agreement.

1. Section 1.3. Annual Use Limit. The Annual Use Limit, previously a fixed number assigned to each vessel, may now be adjusted by trading via intra-cooperative transfers.
2. Section 2. Agreement Summary and Incentive Plan Description. A statement confirming the requirement for salmon excluder use has been added to the ISSIP description.
3. Section 3.4. Insurance Pool “Top Off” Deductions. The deduction for the ISSIP Insurance Pool has been reduced from 1,000 Chinook credits to 500 credits.
4. Section 5. Restrictions on Salmon Credit Usage. Savings Credit usage is no longer restricted for vessels that have transferred more than 5 Base Cap Credits out of its account in a year.
5. Section 6.2. Transfer Tax. The Transfer Tax that may have been applied to Base Cap Transfers when certain conditions were met has been eliminated.
6. Section 6.4.2. Blended Paired Transfers. This type of transfer has been eliminated from the IPA as it proved to be overly cumbersome and had become rarely used. Elimination of Blended Paired Transfers included elimination of calculating Salmon Credit Transfer Ratios.

7. Section 7.2. Insurance Pool Repayment and Usage Assessments. The penalty assessment for vessels that use Insurance Pool Credits and have been deemed as “Qualified” users are no longer assessed a penalty for having done so. They do still have to repay the insurance pool for the amount of Credits used.
8. Section 8.4. October Fishing Restrictions. The previous ISSIP defined the “September Chinook Bycatch Standard” as 2 standard deviations above the mean September ISSIP bycatch rate for the years 2011 – 2016 but did not include the actual number. That calculation is now stated in the ISSIP and is 0.103.
9. Section 9.4.2. Chum Salmon Base Rates. Base Rate “floors” were mistakenly omitted when the chum salmon rolling hot spot program was added to the ISSIP. Floor rates of 0.19 have been added for the months of June and July, 0.50 for the month of August, and 1.00 for the months of September and October.
10. Section 9.4.3. Chum Tier Assignments. Vessel chum salmon bycatch rate calculations have been modified to a 2 week fishing period from a 3 week fishing period. This makes the ISSIP vessel calculation consistent with other IPAs, simplifying management of the ISSIP for the Agreement Monitor (Sea State, Inc.)

Section E. Seasonal Allocations and Harvests of Pollock and Chinook.

TABLE E1. A SEASON ALLOCATIONS AND CATCH

COOP	VESSEL	2019 A SEASON ALLOCATIONS		2019 A SEASON CATCH	
		POLLOCK (lbs.)	CHINOOK CREDITS	POLLOCK (lbs.)	CHINOOK
AKUTAN COOP	ALDEBARAN	8,805,316	223	7,542,448	107
	ARCTIC EXPLORER	11,077,860	280	12,728,419	122
	ARCTIC RAM	2,310,281	58	3,108,060	34
	ARCTURUS	9,278,991	234	9,187,252	117
	BRISTOL EXPLORER	10,574,686	267	16,616,526	182
	CAPE KIWANDA	3,166,070	80	0	0
	COLUMBIA	8,666,212	219	9,385,356	94
	DOMINATOR	10,513,294	266	9,643,330	60
	EXCALIBUR II	3,122,934	79	3,419,055	22
	GLADIATOR	9,855,968	250	8,807,642	42
	GOLDEN DAWN	10,529,616	266	11,202,252	109
	GOLDEN PISCES	1,625,365	42	1,753,943	10
	LESLIE LEE	1,181,898	30	22,227	0
	LISA MELINDA	1,316,284	33	3,772,988	44
	MAJESTY	5,980,890	151	3,399,936	18
	MARCY J	1,080,715	27	1,483,000	11
	MARGARET LYN	204,970	5	0	0
	MARK I	271,175	7	0	0
	NORTHERN PATRIOT	14,483,518	366	12,774,839	203
	NORTHERN RAM	5,177,484	131	0	0
	NORTHWEST EXPLORER	9,641,666	244	6,114,151	54
	OCEAN EXPLORER	9,581,298	242	0	0
	PACIFIC EXPLORER	9,071,348	229	12,446,113	95
	PACIFIC RAM	1,222,042	31	2,608,596	5
	PACIFIC VIKING	6,552,060	166	5,420,452	44
	PEGASUS	4,174,064	106	0	0
	PERSEVERANCE	1,774,090	45	2,656,510	24
	RAVEN	4,274,028	108	4,927,145	20
	ROYAL AMERICAN	5,824,795	147	6,047,413	28
	ROYAL ATLANTIC	7,864,783	199	8,009,778	44
	SEEKER	2,218,978	56	3,638,188	23
	SOVEREIGNTY	14,121,574	357	9,561,401	163
TRAVELER	247,936	7	3,343,660	23	
VIKING EXPLORER	7,135,588	180	7,412,278	120	
ARCTIC WIND (AMEND 69)	0	0	1,575,428	5	
SEADAWN (AMEND 69)	0	0	1,380,250	9	

NORTHERN VICTOR	ALYESKA	7,322,446	185	0	0
	AMERICAN EAGLE	6,433,743	163	7,907,269	53
	ANITA J	3,274,413	76	0	0
	COLLIER BROTHERS	739,325	23	1,700,428	8
	COMMODORE	7,536,600	192	8,919,305	184
	GOLD RUSH	2,560,502	62	61,295	10
	HALF MOON BAY	3,264,882	89	4,973,593	23
	HICKORY WIND	1,834,816	46	3,096,975	16
	MISS BERDIE	3,609,895	93	7,886,911	37
	NORDIC FURY	432,951	3	419,480	10
	OCEAN HOPE 3	2,503,765	63	3,206,641	31
	PACIFIC FURY	346,925	1	0	0
	PATRICIA L	7,387,086	188	8,858,995	116
	PROGRESS	6,076,813	154	0	0
	STORM PETREL	7,346,637	188	7,942,962	45
SUNSET BAY	3,022,228	85	4,689,137	41	

PETER PAN	AMERICAN BEAUTY	255,503	7	2,173,752	10
	ARCTIC WIND	6,175,719	156	520,928	7
	ELIZABETH F	2,303,255	58	2,256,680	9
	OCEAN LEADER	327,357	9	0	0
	OCEANIC	809,723	20	0	0
	PACIFIC CHALLENGER	1,008,828	25	1,267,819	2
	PROVIDIAN	2,295,258	58	0	0
	TOPAZ	497,562	13	0	0
	WALTER N	2,420,988	61	2,513,689	18
	BRISTOL EXPLORER (A 69)	0	0	3,544,137	65
	CAPE KIWANDA (A 69)	0	0	3,079,556	37

UNALASKA	ALASKA ROSE	10,110,964	256	10,967,141	119
	BERING ROSE	10,353,345	261	10,907,838	154
	DESTINATION	12,929,471	327	14,333,877	152
	GREAT PACIFIC	7,424,154	188	7,944,432	93
	MESSIAH	4,307,598	109	0	0
	NORTHERN DEFENDER	11,848,273	300	10,353,613	58
	SEA WOLF	9,102,498	230	10,813,016	113
	VANGUARD	339,288	9	0	0
	WESTERN DAWN	2,373,500	60	1,909,089	5
	ALASKAN DEFENDER (A 69)	0	0	1,447,113	9

UNISEA	ALSEA	10,783,483	273	10,795,436	116
	ARGOSY	10,585,662	268	11,215,776	138
	AURIGA	20,083,298	508	21,258,802	234
	AURORA	20,088,340	508	18,926,256	193
	DEFENDER (1)	20,914,071	529	0	0
	FIERCE ALLEGIANCE	5,631,656	142	8,669,611	126
	MAR-GUN	626,448	16	0	0
	MORNING STAR - 2	3,176,980	80	0	0
	NORDIC STAR	8,323,042	210	8,310,639	88
	SEADAWN	8,473,154	214	8,487,302	49
	STARFISH	9,077,497	229	8,975,797	82
	STARLITE	7,358,569	186	6,727,720	61
	STARWARD	7,574,240	192	8,221,333	65
	DEFENDER-2 (AMEND 69)	0	0	20,914,001	308

WESTWARD	ALASKAN DEFENDER	14,510,737	367	14,410,215	195
	BERING DEFENDER	12,557,991	320	19,016,734	159
	CAITLIN ANN	0	56	10,086,816	103
	CHELSEA K	28,372,921	707	30,064,567	382
	DEFENDER (2)	7,336,357	167	978,136	5
	PACIFIC PRINCE	33,628,145	838	19,099,405	158
	VIKING	10,226,842	252	10,432,951	80
	WESTWARD I	9,759,459	236	9,137,780	132
	NORDIC FURY (AMEND 69)	0	0	3,006,054	29

TABLE E2. B SEASON ALLOCATIONS AND CATCH

COOP	VESSEL	2019 B SEASON ALLOCATIONS				2019 B SEASON CATCH	
		POLLOCK (lbs.)	CHINOOK BASE CAP CREDITS (INCLUDES A SEASON ROLLOVER)	AVAILABLE SAVINGS CREDITS	TOTAL AVAILABLE CREDITS	POLLOCK (lbs.)	CHINOOK
AKUTAN COOP	ALDEBARAN	10,762,056	146	225	371	11,279,646	170
	ARCTIC EXPLORER	13,539,612	242	323	565	15,988,416	60
	ARCTIC RAM	2,823,677	50	65	115	2,725,247	30
	ARCTURUS	11,340,993	161	247	408	13,012,935	68
	BRISTOL EXPLORER	12,924,621	183	306	489	12,955,775	46
	CAPE KIWANDA	3,869,642	76	87	163	0	0
	COLUMBIA	10,592,040	167	184	351	13,446,728	111
	DOMINATOR	12,849,585	255	197	452	13,832,098	156
	EXCALIBUR II	3,816,921	72	82	154	5,357,337	36
	GLADIATOR	12,046,187	254	273	527	17,838,423	84
	GOLDEN DAWN	12,869,535	208	280	488	12,622,420	93
	GOLDEN PISCES	1,986,558	40	35	75	4,359,116	47
	LESLIE LEE	1,444,542	35	113	148	4,433,615	21
	LISA MELINDA	1,608,792	33	43	76	0	0
	MAJESTY	7,309,979	137	160	297	7,363,376	69
	MARCY J	1,320,874	25	34	59	827,797	5
	MARGARET LYN	250,519	6	6	12	0	0
	MARK I	331,437	8	7	15	0	0
	NORTHERN PATRIOT	17,702,083	232	353	585	20,896,171	171
	NORTHERN RAM	6,328,038	114	59	173	0	0
	NORTHWEST EXPLORER	11,784,262	221	259	480	13,455,415	75
	OCEAN EXPLORER	11,710,479	182	291	473	0	0
	PACIFIC EXPLORER	11,087,207	213	271	484	11,544,807	49
	PACIFIC RAM	1,493,607	35	41	76	0	0
	PACIFIC VIKING	8,008,075	138	130	268	11,023,788	121
	PEGASUS	5,101,636	126	95	221	0	0
	PERSEVERANCE	2,168,333	32	34	66	0	0
	RAVEN	5,223,814	116	106	222	0	0
ROYAL AMERICAN	7,119,196	147	169	316	11,652,786	82	
ROYAL ATLANTIC	9,612,515	193	225	418	10,501,476	53	
SEEKER	2,712,086	57	54	111	0	0	

AKUTAN	SOVEREIGNTY	17,259,707	257	225	482	24,661,069	111
	TRAVELER	303,033	4	6	10	8,904,272	18
	VIKING EXPLORER	8,721,277	94	157	251	11,468,280	101
	ARCTIC WIND (A 69)	0	0	0	0	3,067,648	8
	NORDIC STAR (A 69)	0	0	0	0	172,572	0
	SEADAWN (A 69)	0	0	0	0	2,781,819	22

NORTHERN VICTOR	ALYESKA	9,145,874	145	203	348	0	0
	AMERICAN EAGLE	8,035,868	146	199	345	13,517,434	131
	ANITA J	4,089,804	67	71	138	0	0
	COLLIER BROTHERS	923,430	19	30	49	0	0
	COMMODORE	9,413,357	65	162	227	13,630,964	97
	GOLD RUSH	3,198,116	63	63	126	7,974,908	27
	HALF MOON BAY	4,077,899	86	53	139	7,868,512	95
	HICKORY WIND	2,303,813	45	30	75	0	0
	MISS BERDIE	4,508,827	73	91	164	0	0
	NORDIC FURY	722,199	1	1	2	2,159,798	0
	OCEAN HOPE 3	3,233,571	48	76	124	7,483,206	124
	PACIFIC FURY	612,277	1	0	1	0	0
	PATRICIA L	9,414,525	130	202	332	13,580,919	104
	PROGRESS	10,457,511	182	172	354	0	0
	STORM PETREL	9,671,946	192	222	414	13,474,534	78
SUNSET BAY	3,774,820	75	69	144	2,819,563	47	

PETERPAN	AMERICAN BEAUTY	319,143	8	3	11	3,862,919	13
	ARCTIC WIND	7,844,689	84	95	179	5,342,200	50
	ELIZABETH F	2,923,252	60	53	113	2,336,362	45
	OCEAN LEADER	408,891	9	5	14	0	0
	OCEANIC	1,011,440	17	21	38	0	0
	PACIFIC CHALLENGER	1,260,046	28	34	62	1,214,558	5
	PROVIDIAN	2,929,240	59	68	127	0	0
	TOPAZ	1,119,027	15	17	32	0	0
	WALTER N	3,023,860	55	52	107	3,003,990	20
	CAPE KIWANDA (A 69)	0	0	0	0	2,654,248	11

UNALASKA	ALASKA ROSE	12,628,786	185	305	490	14,059,898	71
	BERING ROSE	12,931,524	156	260	416	13,066,722	52
	DESTINATION	16,149,155	236	407	643	16,818,069	51
	GREAT PACIFIC	9,272,910	130	202	332	10,029,085	22
	MESSIAH	5,380,272	129	189	318	0	0
	NORTHERN DEFENDER	14,846,265	288	343	631	13,034,056	55
	SEA WOLF	11,369,193	160	283	443	13,803,138	67
	VANGUARD	451,332	10	13	23	814,362	3
	WESTERN DAWN	3,002,417	66	83	149	2,141,536	1
	CHELSEA K (A 69)	0	0	0	0	59,480	1
	DEFENDER-2 (A 69)	0	0	0	0	1,998,610	12

UNISEA	ALSEA	13,468,776	208	305	513	13,402,939	57
	ARGOSY	13,221,692	195	279	474	14,661,393	75
	AURIGA	25,089,448	368	575	943	25,172,206	142
	AURORA	25,090,719	410	601	1,011	24,980,787	96
	DEFENDER	26,122,142	320	437	757	0	0
	FIERCE ALLEGIANCE	7,173,070	85	178	263	10,974,645	30
	MAR-GUN	782,446	3	9	12	0	0
	MORNING STAR-2	3,968,109	53	0	53	0	0
	NORDIC STAR	10,408,040	162	193	355	10,435,022	86
	SEADAWN	10,583,131	205	221	426	10,023,948	115
	STARFISH	11,375,208	190	262	452	11,216,394	95
	STARLITE	9,190,993	160	148	308	9,380,251	100
	STARWARD	9,460,370	163	134	297	9,554,833	72
	ALASKAN DEFENDER (A69)	0	0	0	0	2,385,321	14
	BERING DEFENDER (A 69)	0	0	0	0	2,539,766	11
	DEFENDER-2 (A 69)	0	0	0	0	19,693,640	112
NO. DEFENDER (A 69)	0	0	0	0	1,503,415	3	

WESTWARD	ALASKAN DEFENDER	18,124,186	241	335	576	18,178,805	41
	BERING DEFENDER	15,862,795	234	348	582	19,189,329	59
	CAITLIN ANN	5,016,620	67	78	145	17,473,050	127
	CHELSEA K	34,446,176	477	522	999	25,992,684	210
	DEFENDER (2)	7,582,338	181	234	415	2,825,793	129
	PACIFIC PRINCE	40,913,486	681	942	1,623	20,559,533	90
	VIKING	12,173,363	219	294	513	17,575,227	105
	WESTWARD I	11,418,151	151	292	443	18,015,327	87
	NORDIC FURY (A 69)	0	0	0	0	4,350,975	9
	NO. DEFENDER (A 69)	0	0	0	0	1,375,392	4

Section F. In Season Transfers of Pollock and Chinook.

TABLE F1. TRANSFERS BETWEEN ENTITIES				
DATE	TRANSFEROR	TRANSFEE	CHINOOK	POLLOCK
	The Inshore SSIP Participants had no Entity Transfers in 2019			

TABLE F2. TRANSFERS AMONG COOP MEMBERS

DATE	TRANSFEROR	TRANSFEE	CHINOOK	POLLOCK (mt)
1/22/2019	PROVIDIAN	BRISTOL EXPLORER	3	412.04
1/24/2019	DEFENDER	DEFENDER-2	56	913.21
1/25/2019	PROVIDIAN	BRISTOL EXPLORER	5	86.91
1/25/2019	ARCTIC WIND	BRISTOL EXPLORER	20	314.79
1/27/2019	MAR-GUN	ARGOSY	12	165.08
1/29/2019	DEFENDER	DEFENDER-2	145	934.31
1/29/2019	ALYESKA	PATRICIA L	10	235.93
2/2/2019	MAR-GUN	ARGOSY	4	119.07
2/6/2019	ALYESKA	HALF MOON BAY	0	183.25
2/6/2019	OCEAN LEADER	AMERICAN BEAUTY	0	130.15
2/6/2019	ALYESKA	HALF MOON BAY	0	2.82
2/7/2019	ARCTIC WIND	CAPE KIWANDA	19	96.42
2/8/2019	PACIFIC PRINCE	CAITLIN ANN	7	300.20
2/9/2019	OCEAN LEADER	AMERICAN BEAUTY	1	18.33
2/9/2019	OCEANIC	AMERICAN BEAUTY	5	251.13
2/9/2019	ARCTIC WIND	CAPE KIWANDA	2	95.67
2/10/2019	DEFENDER	DEFENDER-2	23	993.10
2/11/2019	PACIFIC PRINCE	CAITLIN ANN	14	295.25
2/11/2019	ALYESKA	COMMODORE	13	219.02
2/12/2019	OCEANIC	AMERICAN BEAUTY	2	116.12
2/12/2019	PROVIDIAN	AMERICAN BEAUTY	1	90.46
2/12/2019	ARCTIC WIND	CAPE KIWANDA	2	111.21
2/13/2019	PACIFIC PRINCE	NORDIC FURY	12	207.36
2/14/2019	PACIFIC PRINCE	CAITLIN ANN	0	275.23
2/15/2019	ARCTIC WIND	CAPE KIWANDA	6	118.60
2/15/2019	DEFENDER	DEFENDER-2	9	922.05
2/16/2019	PROVIDIAN	AMERICAN BEAUTY	1	264.02
2/17/2019	PACIFIC PRINCE	NORDIC FURY	1	189.01
2/18/2019	ARCTIC WIND	CAPE KIWANDA	1	129.21
2/18/2019	PROVIDIAN	PACIFIC CHALLENGER	0	117.38
2/18/2019	AMERICAN BEAUTY	PACIFIC CHALLENGER	0	0.10
2/20/2019	PACIFIC PRINCE	CAITLIN ANN	7	312.68
2/20/2019	ARCTIC WIND	CAPE KIWANDA	1	121.44
2/20/2019	ALYESKA	OCEAN HOPE 3	1	179.52
2/22/2019	DEFENDER	DEFENDER-2	18	885.62
2/22/2019	PACIFIC PRINCE	NORDIC FURY	0	209.35
2/23/2019	ARCTIC WIND	CAPE KIWANDA	0	112.01
2/24/2019	ARCTIC WIND	CAPE KIWANDA	0	122.27
2/25/2019	PACIFIC PRINCE	CAITLIN ANN	6	339.57

DATE	TRANSFEROR	TRANSFeree	CHINOOK	POLLOCK (mt)
2/26/2019	DEFENDER	DEFENDER-2	5	859.55
2/26/2019	ARCTIC WIND	CAPE KIWANDA	1	126.90
2/26/2019	ALYESKA	COMMODORE	3	234.71
2/27/2019	PACIFIC PRINCE	WESTWARD I	5	292.38
2/27/2019	PACIFIC PRINCE	NORDIC FURY	0	211.26
2/28/2019	NORTHERN RAM	LISA MELINDA	0	69.09
2/28/2019	NORTHERN RAM	PACIFIC RAM	0	54.16
3/2/2019	ARCTIC WIND	CAPE KIWANDA	1	130.95
3/2/2019	NORTHERN RAM	LISA MELINDA	1	138.45
3/2/2019	PACIFIC PRINCE	CAITLIN ANN	7	301.23
3/2/2019	NORTHERN RAM	PACIFIC RAM	2	136.96
3/3/2019	NORTHERN RAM	PACIFIC RAM	0	184.81
3/3/2019	ARCTIC WIND	CAPE KIWANDA	1	109.82
3/3/2019	DEFENDER	DEFENDER-2	7	879.99
3/3/2019	NORTHERN RAM	PACIFIC RAM	0	0.00
3/4/2019	NORTHERN RAM	LISA MELINDA	0	129.88
3/4/2019	CAPE KIWANDA	TRAVELER	2	187.87
3/4/2019	PACIFIC PRINCE	NORDIC FURY	11	217.49
3/5/2019	ARCTIC WIND	CAPE KIWANDA	3	122.37
3/5/2019	NORTHERN RAM	PACIFIC RAM	0	131.13
3/6/2019	ALYESKA	STORM PETREL	1	242.88
3/6/2019	MAJESTY	SEEKER	0	13.82
3/6/2019	MAJESTY	LISA MELINDA	2	131.62
3/7/2019	GOLD RUSH	MISS BERDIE	0	907.18
3/7/2019	NORTHERN RAM	VIKING EXPLORER	0	125.50
3/7/2019	NORTHERN RAM	PACIFIC RAM	1	121.88
3/7/2019	PACIFIC PRINCE	CAITLIN ANN	1	310.94
3/7/2019	DEFENDER	DEFENDER-2	8	830.08
3/7/2019	ALYESKA	OCEAN HOPE 3	3	187.53
3/9/2019	MORNING STAR	FIERCE ALLEGIANCE	8	383.90
3/9/2019	CAPE KIWANDA	TRAVELER	1	180.04
3/9/2019	PACIFIC PRINCE	NORDIC FURY	2	160.09
3/9/2019	PROGRESS	HICKORY WIND	0	85.45
3/11/2019	MAJESTY	SEEKER	8	147.49
3/11/2019	ALYESKA	AMERICAN EAGLE	3	218.87
3/12/2019	ARGOSY	ALSEA	0	5.42
3/12/2019	CAPE KIWANDA	TRAVELER	6	216.69
3/12/2019	ANITA J	HALF MOON BAY	1	187.92
3/12/2019	ARCTIC WIND	BRISTOL EXPLORER	4	426.63

DATE	TRANSFEROR	TRANSFeree	CHINOOK	POLLOCK (mt)
3/12/2019	PACIFIC PRINCE	CAITLIN ANN	8	288.77
3/12/2019	NORTHERN RAM	SEADAWN	3	328.89
3/13/2019	MAJESTY	PERSEVERANCE	0	5.15
3/14/2019	DEFENDER-2	BERING DEFENDER	0	328.48
3/14/2019	DEFENDER	DEFENDER-2	9	931.29
3/15/2019	MAJESTY	SEEKER	3	174.72
3/15/2019	VANGUARD	DESTINATION	0	153.90
3/15/2019	MESSIAH	DESTINATION	0	42.40
3/15/2019	ANITA J	HALF MOON BAY	0	185.93
3/16/2019	SEADAWN	ARGOSY	0	7.08
3/16/2019	CAPE KIWANDA	TRAVELER	0	210.30
3/16/2019	ARCTIC WIND	BRISTOL EXPLORER	33	367.22
3/16/2019	PACIFIC PRINCE	CAITLIN ANN	0	326.89
3/17/2019	MAJESTY	PERSEVERANCE	0	104.62
3/17/2019	MESSIAH	BERING ROSE	0	251.51
3/17/2019	MESSIAH	ALASKA ROSE	0	44.22
3/18/2019	GOLD RUSH	MISS BERDIE	0	254.24
3/18/2019	OCEAN EXPLORER	ARCTIC EXPLORER	0	33.10
3/18/2019	NORTHERN RAM	SEADAWN	6	297.19
3/18/2019	MORNING STAR	FIERCE ALLEGIANCE	15	220.24
3/19/2019	MAJESTY	SEEKER	1	164.30
3/19/2019	DEFENDER	DEFENDER-2	20	860.72
3/19/2019	ALYESKA	PATRICIA L	4	230.35
3/19/2019	DEFENDER-2	BERING DEFENDER	9	651.23
3/20/2019	ANITA J	SUNSET BAY	7	184.28
3/20/2019	MESSIAH	DESTINATION	0	440.73
3/20/2019	CAPE KIWANDA	TRAVELER	1	176.39
3/21/2019	PACIFIC PRINCE	CAITLIN ANN	7	306.53
3/21/2019	MESSIAH	ALASKA ROSE	0	344.14
3/21/2019	MAJESTY	PERSEVERANCE	0	102.82
3/22/2019	OCEAN EXPLORER	ARCTIC EXPLORER	6	343.40
3/23/2019	DEFENDER	DEFENDER-2	8	471.63
3/23/2019	OCEAN EXPLORER	BRISTOL EXPLORER	1	42.37
3/23/2019	MORNING STAR	FIERCE ALLEGIANCE	3	44.05
3/24/2019	CAPE KIWANDA	TRAVELER	2	188.82
3/24/2019	ANITA J	SUNSET BAY	0	92.78
3/25/2019	DEFENDER	DEFENDER-2	0	4.87
3/25/2019	MAJESTY	PERSEVERANCE	0	95.50
3/25/2019	DEFENDER-2	BERING DEFENDER	2	657.67

DATE	TRANSFEROR	TRANSFeree	CHINOOK	POLLOCK (mt)
3/25/2019	PROGRESS	MISS BERDIE	0	14.91
3/26/2019	OCEAN EXPLORER	ARCTIC EXPLORER	25	372.19
3/26/2019	ALYESKA	AMERICAN EAGLE	3	207.70
3/26/2019	OCEAN EXPLORER	BRISTOL EXPLORER	2	369.08
3/27/2019	AURORA	AURIGA	0	535.48
3/27/2019	STARLITE	AURORA	0	8.37
3/27/2019	NORTHERN RAM	LISA MELINDA	4	135.64
3/27/2019	PACIFIC FURY	NORDIC FURY	1	76.19
3/27/2019	ANITA J	NORDIC FURY	6	0.00
3/27/2019	PACIFIC PRINCE	CAITLIN ANN	7	296.44
3/27/2019	MESSIAH	GREAT PACIFIC	0	235.99
3/28/2019	MARK I	ROYAL AMERICAN	0	100.98
3/28/2019	ALYESKA	HICKORY WIND	1	172.45
3/29/2019	CAPE KIWANDA	TRAVELER	5	186.83
3/29/2019	DEFENDER-2	BERING DEFENDER	2	658.18
3/29/2019	ANITA J	SUNSET BAY	3	194.75
3/29/2019	MORNING STAR	FIERCE ALLEGIANCE	8	390.25
3/29/2019	MESSIAH	SEA WOLF	0	148.80
3/30/2019	STARLITE	SEADAWN	0	13.50
3/30/2019	DEFENDER-2	CAITLIN ANN	0	303.02
3/30/2019	OCEAN EXPLORER	BRISTOL EXPLORER	12	382.23
3/30/2019	NORTHERN RAM	PERSEVERANCE	2	92.17
3/30/2019	ANITA J	HALF MOON BAY	2	200.35
3/31/2019	OCEAN EXPLORER	ARCTIC WIND	2	231.53
3/31/2019	NORTHERN RAM	RAVEN	0	154.45
3/31/2019	MAJESTY	LISA MELINDA	0	117.69
3/31/2019	PROGRESS	MISS BERDIE	0	194.58
3/31/2019	NORTHERN DEFENDER	ALASKAN DEFENDER	0	120.69
3/31/2019	MESSIAH	SEA WOLF	0	324.76
4/1/2019	CAPE KIWANDA	TRAVELER	2	57.26
4/1/2019	PACIFIC PRINCE	BERING DEFENDER	0	303.02
4/1/2019	DEFENDER-2	BERING DEFENDER	0	285.46
4/1/2019	ALASKAN DEFENDER	BERING DEFENDER	0	45.60
4/1/2019	PACIFIC PRINCE	NORDIC FURY	3	168.97
4/1/2019	ANITA J	SUNSET BAY	1	184.76
4/2/2019	NORTHERN RAM	RAVEN	8	141.80
4/2/2019	OCEAN EXPLORER	PACIFIC EXPLORER	4	286.63
4/2/2019	OCEAN EXPLORER	BRISTOL EXPLORER	10	355.64
4/2/2019	PROGRESS	MISS BERDIE	0	180.18

DATE	TRANSFEROR	TRANSFeree	CHINOOK	POLLOCK (mt)
4/2/2019	ALYESKA	COMMODORE	6	150.14
4/2/2019	MESSIAH	SEA WOLF	0	104.23
4/2/2019	WESTERN DAWN	SEA WOLF	0	198.08
4/3/2019	MAJESTY	ARCTIC RAM	5	43.53
4/3/2019	NORTHERN RAM	LISA MELINDA	15	106.47
4/3/2019	MAJESTY	LISA MELINDA	4	28.35
4/3/2019	PACIFIC PRINCE	CAITLIN ANN	26	300.03
4/3/2019	ANITA J	SUNSET BAY	4	99.52
4/4/2019	OCEAN EXPLORER	BRISTOL EXPLORER	12	400.77
4/4/2019	OCEAN EXPLORER	PACIFIC EXPLORER	11	313.38
4/4/2019	MORNING STAR	FIERCE ALLEGIANCE	8	402.62
4/4/2019	NORTHERN DEFENDER	ALASKAN DEFENDER	9	535.71
4/4/2019	PROGRESS	COLLIER BROTHERS	0	55.20
4/5/2019	PACIFIC PRINCE	CAITLIN ANN	11	297.23
4/5/2019	MESSIAH	VANGUARD	0	17.11
4/5/2019	ALDEBARAN	ARCTIC RAM	3	157.60
4/5/2019	MAJESTY	ROYAL ATLANTIC	1	41.09
4/5/2019	ALDEBARAN	ROYAL ATLANTIC	0	24.68
4/5/2019	PACIFIC VIKING	LISA MELINDA	3	117.71
4/5/2019	PROGRESS	MISS BERDIE	0	191.23
4/6/2019	VANGUARD	MESSIAH	0	4.61
4/6/2019	ALDEBARAN	MARCY J	0	57.41
4/6/2019	OCEAN EXPLORER	BRISTOL EXPLORER	7	378.34
4/6/2019	OCEAN EXPLORER	PACIFIC EXPLORER	10	309.02
4/6/2019	WESTWARD I	VIKING	0	93.49
4/7/2019	MESSIAH	WESTERN DAWN	0	4.61
4/7/2019	ALDEBARAN	ARCTIC RAM	7	160.73
4/7/2019	ALDEBARAN	SEEKER	2	143.42
4/7/2019	ALDEBARAN	EXCALIBUR II	0	27.76
4/7/2019	PACIFIC VIKING	LISA MELINDA	8	139.42
4/7/2019	PROGRESS	COLLIER BROTHERS	0	128.23
4/7/2019	ALYESKA	STORM PETREL	14	252.53
4/8/2019	STARLITE	STARWARD	0	47.65
4/8/2019	WESTWARD I	CAITLIN ANN	2	321.30
4/8/2019	OCEAN EXPLORER	PACIFIC EXPLORER	0	114.78
4/8/2019	CAPE KIWANDA	PACIFIC EXPLORER	0	31.91
4/8/2019	NORTHWEST EXPLORER	PACIFIC EXPLORER	0	153.64
4/8/2019	PROGRESS	MISS BERDIE	0	197.69
4/8/2019	WESTWARD I	CHELSEA K	0	87.10

DATE	TRANSFEROR	TRANSFeree	CHINOOK	POLLOCK (mt)
4/9/2019	PACIFIC VIKING	COLUMBIA	0	97.60
4/9/2019	PACIFIC VIKING	MARCY J	4	125.06
4/9/2019	OCEAN EXPLORER	BRISTOL EXPLORER	4	413.56
4/9/2019	STARLITE	STARWARD	0	216.63
4/9/2019	PACIFIC PRINCE	CHELSEA K	20	680.21
4/9/2019	NORTHWEST EXPLORER	ARCTIC WIND	3	242.97
4/9/2019	STARFISH	STARWARD	0	29.24
4/9/2019	ALYESKA	HICKORY WIND	3	168.31
4/9/2019	ALYESKA	PATRICIA L	8	256.60
4/10/2019	PACIFIC VIKING	GOLDEN DAWN	0	16.18
4/10/2019	NORTHWEST EXPLORER	PACIFIC EXPLORER	11	321.42
4/11/2019	NORTHWEST EXPLORER	BRISTOL EXPLORER	0	398.54
4/11/2019	NORTHWEST EXPLORER	ARCTIC WIND	0	240.10
4/11/2019	ALYESKA	AMERICAN EAGLE	0	27.02
4/12/2019	PROGRESS	COLLIER BROTHERS	0	132.95
4/12/2019	ALYESKA	HICKORY WIND	2	151.79
4/13/2019	PROVIDIAN	WALTER N	0	41.99
4/13/2019	PROGRESS	PATRICIA L	0	30.00
4/13/2019	ELIZABETH F	WALTER N	0	0.06
4/14/2019	PROGRESS	COLLIER BROTHERS	0	119.56
6/2/2019	ANITA J	AMERICAN EAGLE	0	43.52
6/5/2019	PROGRESS	GOLD RUSH	0	27.80
6/6/2019	SOVEREIGNTY	EXCALIBUR II	0	39.59
6/8/2019	ANITA J	AMERICAN EAGLE	0	111.43
6/8/2019	PROGRESS	AMERICAN EAGLE	0	59.84
6/8/2019	SOVEREIGNTY	GOLDEN DAWN	1	288.92
6/8/2019	SOVEREIGNTY	EXCALIBUR II	1	66.97
6/8/2019	PROGRESS	HALF MOON BAY	0	14.79
6/9/2019	SOVEREIGNTY	COLUMBIA	1	228.60
6/9/2019	SOVEREIGNTY	GOLDEN PISCES	1	58.32
6/9/2019	PROGRESS	COMMODORE	0	23.31
6/10/2019	ALSEA	ARGOSY	0	5.42
6/10/2019	ARGOSY	SEADAWN	0	7.08
6/10/2019	AURORA	STARLITE	0	8.37
6/10/2019	SEADAWN	STARLITE	0	13.50
6/10/2019	STARWARD	STARLITE	0	47.65
6/10/2019	STARWARD	STARLITE	0	216.63
6/10/2019	STARWARD	STARFISH	0	29.24
6/11/2019	ALYESKA	HALF MOON BAY	2	177.44

DATE	TRANSFEROR	TRANSFeree	CHINOOK	POLLOCK (mt)
6/13/2019	ARCTIC WIND	CAPE KIWANDA	0	85.53
6/14/2019	DESTINATION	VANGUARD	0	141.42
6/14/2019	CAPE KIWANDA	ARCTIC WIND	0	244.85
6/15/2019	MORNING STAR	FIERCE ALLEGIANCE	8	112.48
6/16/2019	ARCTIC WIND	CAPE KIWANDA	0	72.86
6/16/2019	ALYESKA	OCEAN HOPE 3	3	164.96
6/16/2019	CAPE KIWANDA	ARCTIC WIND	4	223.97
6/18/2019	OCEAN LEADER	AMERICAN BEAUTY	1	181.47
6/18/2019	OCEAN LEADER	AMERICAN BEAUTY	3	0.00
6/18/2019	OCEANIC	AMERICAN BEAUTY	0	10.93
6/18/2019	OCEAN LEADER	AMERICAN BEAUTY	0	0.01
6/18/2019	OCEAN LEADER	AMERICAN BEAUTY	0	3.98
6/18/2019	OCEAN LEADER	AMERICAN BEAUTY	0	0.01
6/18/2019	PROVIDIAN	AMERICAN BEAUTY	0	0.02
6/19/2019	ARCTIC WIND	CAPE KIWANDA	0	88.35
6/19/2019	DEFENDER-2	NORTHERN DEFENDER	2	352.28
6/19/2019	CAPE KIWANDA	ARCTIC WIND	0	238.92
6/21/2019	MISS BERDIE	GOLD RUSH	0	1,161.42
6/21/2019	CAPE KIWANDA	ARCTIC WIND	0	195.82
6/22/2019	OCEANIC	AMERICAN BEAUTY	1	199.03
6/23/2019	WESTERN DAWN	VANGUARD	0	23.25
6/24/2019	CAPE KIWANDA	ARCTIC WIND	4	230.95
6/24/2019	ALYESKA	AMERICAN EAGLE	3	225.76
6/25/2019	ARCTIC WIND	CAPE KIWANDA	0	81.51
6/25/2019	MORNING STAR	FIERCE ALLEGIANCE	7	320.90
6/26/2019	MAR-GUN	ARGOSY	3	347.30
6/26/2019	MAR-GUN	ARGOSY	0	7.61
6/28/2019	OCEAN EXPLORER	TRAVELER	0	42.66
6/30/2019	ARCTIC WIND	CAPE KIWANDA	0	132.05
7/1/2019	OCEAN EXPLORER	TRAVELER	0	199.07
7/1/2019	MORNING STAR	FIERCE ALLEGIANCE	0	33.96
7/1/2019	MORNING STAR	FIERCE ALLEGIANCE	1	0.00
7/2/2019	ALYESKA	PATRICIA L	1	255.19
7/2/2019	PACIFIC PRINCE	NORDIC FURY	1	175.14
7/3/2019	DEFENDER	DEFENDER-2	2	552.54
7/3/2019	OCEAN EXPLORER	TRAVELER	0	169.44
7/4/2019	ARCTIC WIND	CAPE KIWANDA	0	43.01
7/5/2019	OCEAN EXPLORER	TRAVELER	0	178.59
7/5/2019	CAITLIN ANN	NORDIC FURY	0	225.64

DATE	TRANSFEROR	TRANSFeree	CHINOOK	POLLOCK (mt)
7/7/2019	OCEAN EXPLORER	TRAVELER	1	184.46
7/8/2019	PACIFIC PRINCE	NORDIC FURY	0	181.02
7/8/2019	DEFENDER	DEFENDER-2	0	71.43
7/8/2019	ALYESKA	PATRICIA L	1	251.84
7/8/2019	MORNING STAR	FIERCE ALLEGIANCE	0	33.96
7/8/2019	MORNING STAR	FIERCE ALLEGIANCE	1	0.00
7/11/2019	OCEAN EXPLORER	TRAVELER	0	158.33
7/11/2019	PACIFIC PRINCE	NORDIC FURY	0	206.82
7/13/2019	ALYESKA	GOLD RUSH	1	135.43
7/14/2019	OCEAN EXPLORER	TRAVELER	0	203.34
7/15/2019	DEFENDER	DEFENDER-2	7	524.87
7/16/2019	ALYESKA	GOLD RUSH	0	161.43
7/16/2019	PACIFIC PRINCE	CAITLIN ANN	0	323.72
7/17/2019	OCEAN EXPLORER	TRAVELER	0	185.07
7/17/2019	PACIFIC FURY	NORDIC FURY	0	76.31
7/19/2019	ARCTIC WIND	CAPE KIWANDA	0	83.05
7/19/2019	DEFENDER	DEFENDER-2	0	860.69
7/19/2019	ALYESKA	GOLD RUSH	0	166.14
7/20/2019	OCEAN EXPLORER	TRAVELER	0	188.10
7/21/2019	ARCTIC WIND	CAPE KIWANDA	0	117.76
7/21/2019	PACIFIC FURY	NORDIC FURY	0	116.02
7/21/2019	PACIFIC FURY	NORDIC FURY	0	75.06
7/21/2019	PACIFIC PRINCE	CAITLIN ANN	0	292.42
7/22/2019	OCEANIC	AMERICAN BEAUTY	1	231.84
7/22/2019	ALYESKA	GOLD RUSH	0	189.56
7/22/2019	PACIFIC PRINCE	CAITLIN ANN	0	141.97
7/23/2019	OCEAN EXPLORER	TRAVELER	0	181.01
7/23/2019	DEFENDER	DEFENDER-2	2	833.22
7/24/2019	ARCTIC WIND	CAPE KIWANDA	0	98.01
7/24/2019	MORNING STAR	FIERCE ALLEGIANCE	1	0.00
7/24/2019	MORNING STAR	FIERCE ALLEGIANCE	0	33.96
7/24/2019	PACIFIC RAM	ARCTIC EXPLORER	0	171.03
7/25/2019	PACIFIC FURY	NORDIC FURY	0	6.11
7/25/2019	PACIFIC FURY	NORDIC FURY	0	4.22
7/25/2019	COLLIER BROTHERS	NORDIC FURY	0	186.53
7/26/2019	OCEANIC	AMERICAN BEAUTY	0	7.11
7/26/2019	OCEANIC	AMERICAN BEAUTY	0	6.27
7/26/2019	OCEANIC	AMERICAN BEAUTY	0	0.04
7/26/2019	PROVIDIAN	AMERICAN BEAUTY	1	232.93

DATE	TRANSFEROR	TRANSFeree	CHINOOK	POLLOCK (mt)
7/26/2019	OCEAN EXPLORER	TRAVELER	0	188.94
7/27/2019	ARCTIC WIND	CAPE KIWANDA	1	103.77
7/27/2019	ANITA J	OCEAN HOPE 3	0	49.39
7/28/2019	DEFENDER	DEFENDER-2	0	529.95
7/28/2019	PACIFIC RAM	ARCTIC EXPLORER	0	279.92
7/29/2019	MORNING STAR	FIERCE ALLEGIANCE	0	103.78
7/29/2019	PROVIDIAN	AMERICAN BEAUTY	0	215.95
7/29/2019	COLLIER BROTHERS	NORDIC FURY	0	187.83
7/29/2019	PACIFIC PRINCE	CAITLIN ANN	2	293.31
7/30/2019	OCEAN EXPLORER	TRAVELER	0	179.82
7/30/2019	DEFENDER	DEFENDER-2	1	214.41
7/30/2019	ALYESKA	GOLD RUSH	0	153.31
7/31/2019	ALYESKA	OCEAN HOPE 3	0	175.15
7/31/2019	ARCTIC WIND	CAPE KIWANDA	0	121.66
7/31/2019	RAVEN	EXCALIBUR II	0	68.10
8/1/2019	PROVIDIAN	AMERICAN BEAUTY	0	268.04
8/1/2019	LISA MELINDA	ARCTIC EXPLORER	0	322.08
8/2/2019	OCEAN EXPLORER	TRAVELER	1	185.89
8/2/2019	MORNING STAR	FIERCE ALLEGIANCE	0	398.15
8/2/2019	PACIFIC PRINCE	NORDIC FURY	1	213.99
8/2/2019	PACIFIC PRINCE	CAITLIN ANN	0	287.24
8/3/2019	ARCTIC WIND	CAPE KIWANDA	5	75.58
8/4/2019	PROVIDIAN	AMERICAN BEAUTY	3	249.81
8/4/2019	ALYESKA	OCEAN HOPE 3	3	173.90
8/5/2019	DEFENDER	DEFENDER-2	2	808.97
8/5/2019	LISA MELINDA	ARCTIC EXPLORER	0	330.10
8/6/2019	MORNING STAR	FIERCE ALLEGIANCE	0	392.45
8/6/2019	MORNING STAR	FIERCE ALLEGIANCE	1	0.00
8/6/2019	PACIFIC PRINCE	CAITLIN ANN	0	278.05
8/6/2019	RAVEN	EXCALIBUR II	0	71.63
8/6/2019	OCEAN EXPLORER	TRAVELER	1	190.67
8/7/2019	ALYESKA	OCEAN HOPE 3	0	166.54
8/7/2019	PACIFIC PRINCE	NORDIC FURY	0	187.77
8/7/2019	PACIFIC RAM	NORDIC STAR	0	77.89
8/7/2019	PACIFIC RAM	NORDIC STAR	0	0.39
8/9/2019	ARCTIC WIND	CAPE KIWANDA	5	100.81
8/9/2019	OCEAN EXPLORER	TRAVELER	5	176.50
8/10/2019	RAVEN	EXCALIBUR II	10	88.45
8/10/2019	COLLIER BROTHERS	COMMODORE	0	34.64

DATE	TRANSFEROR	TRANSFeree	CHINOOK	POLLOCK (mt)
8/10/2019	GOLD RUSH	COMMODORE	0	27.80
8/10/2019	MISS BERDIE	COMMODORE	0	151.58
8/11/2019	MORNING STAR	FIERCE ALLEGIANCE	11	0.00
8/11/2019	MORNING STAR	FIERCE ALLEGIANCE	0	294.73
8/11/2019	ANITA J	OCEAN HOPE 3	15	180.08
8/11/2019	ANITA J	OCEAN HOPE 3	7	0.00
8/11/2019	PACIFIC PRINCE	CAITLIN ANN	51	321.49
8/11/2019	PACIFIC PRINCE	NORDIC FURY	5	187.40
8/11/2019	ARCTURUS	ALDEBARAN	26	0.00
8/11/2019	ARCTURUS	ALDEBARAN	3	0.00
8/12/2019	PACIFIC RAM	ROYAL ATLANTIC	0	57.65
8/12/2019	DEFENDER	DEFENDER-2	33	136.10
8/12/2019	ALYESKA	AMERICAN EAGLE	17	244.39
8/12/2019	MISS BERDIE	STORM PETREL	0	233.85
8/13/2019	RAVEN	EXCALIBUR II	9	151.83
8/13/2019	OCEAN EXPLORER	TRAVELER	0	196.80
8/13/2019	PACIFIC PRINCE	NORDIC FURY	1	204.46
8/13/2019	PACIFIC PRINCE	VIKING	0	50.01
8/14/2019	PACIFIC PRINCE	CAITLIN ANN	4	307.51
8/15/2019	CAPE KIWANDA	ARCTIC WIND	0	256.96
8/15/2019	MESSIAH	DESTINATION	0	62.91
8/15/2019	MESSIAH	SEA WOLF	0	135.60
8/15/2019	ALYESKA	OCEAN HOPE 3	1	5.18
8/16/2019	ARCTIC RAM	ALDEBARAN	0	318.33
8/16/2019	ARCTIC RAM	MAJESTY	0	43.53
8/16/2019	COLUMBIA	PACIFIC VIKING	0	97.60
8/16/2019	COLUMBIA	SOVEREIGNTY	0	228.60
8/16/2019	GOLDEN DAWN	PACIFIC VIKING	0	16.18
8/16/2019	GOLDEN DAWN	SOVEREIGNTY	0	288.92
8/16/2019	GOLDEN PISCES	SOVEREIGNTY	0	58.32
8/16/2019	RAVEN	SOVEREIGNTY	0	106.56
8/16/2019	SEEKER	PACIFIC VIKING	0	257.13
8/16/2019	MARCY J	ALDEBARAN	0	57.41
8/16/2019	MARCY J	PACIFIC VIKING	0	125.06
8/16/2019	SEEKER	ALDEBARAN	0	143.42
8/16/2019	LISA MELINDA	ROYAL ATLANTIC	0	77.56
8/16/2019	LISA MELINDA	ROYAL ATLANTIC	0	16.00
8/16/2019	PACIFIC RAM	ROYAL ATLANTIC	0	90.60
8/16/2019	PACIFIC RAM	ROYAL ATLANTIC	0	14.85

DATE	TRANSFEROR	TRANSFeree	CHINOOK	POLLOCK (mt)
8/16/2019	NORTHERN RAM	ROYAL ATLANTIC	0	50.97
8/16/2019	PACIFIC PRINCE	WESTWARD I	0	210.99
8/17/2019	RAVEN	EXCALIBUR II	3	0.00
8/17/2019	RAVEN	EXCALIBUR II	1	144.97
8/17/2019	OCEAN EXPLORER	TRAVELER	2	177.33
8/17/2019	PACIFIC PRINCE	CAITLIN ANN	1	302.81
8/17/2019	ALYESKA	OCEAN HOPE 3	0	170.38
8/18/2019	PACIFIC PRINCE	WESTWARD I	0	280.17
8/18/2019	PACIFIC PRINCE	NORDIC FURY	0	188.96
8/18/2019	ALYESKA	HALF MOON BAY	1	185.49
8/19/2019	DEFENDER	DEFENDER-2	15	790.21
8/19/2019	MISS BERDIE	STORM PETREL	0	247.02
8/19/2019	PACIFIC PRINCE	WESTWARD I	0	22.17
8/20/2019	RAVEN	EXCALIBUR II	0	135.78
8/20/2019	RAVEN	EXCALIBUR II	5	0.00
8/20/2019	MORNING STAR	STARWARD	0	36.92
8/20/2019	MORNING STAR	STARWARD	0	38.62
8/20/2019	STARLITE	STARWARD	0	5.02
8/20/2019	STARLITE	STARWARD	0	3.57
8/20/2019	STARLITE	STARWARD	0	3.11
8/20/2019	PACIFIC PRINCE	VIKING	0	98.08
8/20/2019	MESSIAH	SEA WOLF	0	333.58
8/20/2019	MESSIAH	DESTINATION	0	381.93
8/20/2019	MESSIAH	ALASKA ROSE	0	32.48
8/21/2019	PERSEVERANCE	LESLIE LEE	0	15.72
8/21/2019	OCEAN EXPLORER	TRAVELER	1	181.75
8/21/2019	PACIFIC PRINCE	CAITLIN ANN	5	302.81
8/22/2019	PERSEVERANCE	LESLIE LEE	0	161.46
8/22/2019	DEFENDER	BERING DEFENDER	5	494.90
8/22/2019	PACIFIC PRINCE	CAITLIN ANN	0	261.11
8/22/2019	MISS BERDIE	AMERICAN EAGLE	0	100.02
8/23/2019	MESSIAH	SEA WOLF	0	315.37
8/24/2019	PERSEVERANCE	LESLIE LEE	0	156.12
8/24/2019	STARFISH	STARWARD	0	74.74
8/24/2019	STARLITE	STARWARD	0	0.34
8/24/2019	STARLITE	STARWARD	0	12.41
8/24/2019	STARLITE	STARWARD	0	0.55
8/24/2019	STARLITE	STARWARD	0	68.42
8/24/2019	STARLITE	STARWARD	0	92.67

DATE	TRANSFEROR	TRANSFeree	CHINOOK	POLLOCK (mt)
8/24/2019	PACIFIC PRINCE	WESTWARD I	1	283.27
8/24/2019	MESSIAH	ALASKA ROSE	0	334.39
8/24/2019	ALYESKA	STORM PETREL	2	249.82
8/24/2019	ALYESKA	STORM PETREL	4	0.00
8/25/2019	OCEAN EXPLORER	TRAVELER	0	176.05
8/25/2019	PACIFIC PRINCE	CAITLIN ANN	0	276.89
8/25/2019	ANITA J	HALF MOON BAY	0	16.23
8/26/2019	OCEAN EXPLORER	PACIFIC EXPLORER	7	97.31
8/26/2019	PACIFIC PRINCE	WESTWARD I	0	181.15
8/26/2019	MISS BERDIE	AMERICAN EAGLE	0	28.79
8/26/2019	PROGRESS	AMERICAN EAGLE	0	156.71
8/26/2019	PROGRESS	AMERICAN EAGLE	0	28.79
8/26/2019	DEFENDER-2	ALASKAN DEFENDER	0	24.77
8/26/2019	MESSIAH	SEA WOLF	0	319.46
8/27/2019	MARK I	ROYAL AMERICAN	0	150.34
8/27/2019	MARK I	ROYAL AMERICAN	0	3.30
8/27/2019	MARK I	ROYAL AMERICAN	0	22.03
8/27/2019	MARGARET LYN	ROYAL AMERICAN	0	3.94
8/27/2019	ALYESKA	GOLD RUSH	0	56.06
8/27/2019	PACIFIC PRINCE	WESTWARD I	0	42.09
8/27/2019	PACIFIC PRINCE	CAITLIN ANN	2	273.37
8/27/2019	DEFENDER-2	BERING DEFENDER	0	206.50
8/28/2019	NORTHERN RAM	ARCTIC RAM	0	142.96
8/28/2019	DEFENDER	DEFENDER-2	9	917.86
8/28/2019	MISS BERDIE	STORM PETREL	0	17.34
8/28/2019	NORTHERN RAM	ARCTIC RAM	0	0.00
8/28/2019	MESSIAH	ALASKA ROSE	0	282.26
8/29/2019	SEADAWN	ARGOSY	0	275.35
8/29/2019	ALSEA	ARGOSY	0	23.88
8/29/2019	ALSEA	ARGOSY	0	0.56
8/29/2019	PERSEVERANCE	LESLIE LEE	0	124.98
8/29/2019	SEEKER	LESLIE LEE	0	30.11
8/29/2019	OCEAN EXPLORER	TRAVELER	4	198.22
8/29/2019	ALYESKA	PATRICIA L	0	258.48
8/29/2019	ALYESKA	PATRICIA L	2	0.00
8/30/2019	MARGARET LYN	ROYAL AMERICAN	0	109.70
8/30/2019	MARGARET LYN	ROYAL AMERICAN	0	2.49
8/30/2019	MARGARET LYN	ROYAL AMERICAN	0	92.97
8/30/2019	OCEAN EXPLORER	ROYAL AMERICAN	0	20.45

DATE	TRANSFEROR	TRANSFeree	CHINOOK	POLLOCK (mt)
8/30/2019	PROGRESS	AMERICAN EAGLE	1	216.59
8/31/2019	NORTHERN RAM	ARCTIC RAM	5	146.18
8/31/2019	ANITA J	HALF MOON BAY	0	191.26
8/31/2019	PACIFIC PRINCE	CAITLIN ANN	0	300.16
9/1/2019	SEEKER	LESLIE LEE	0	155.93
9/1/2019	OCEAN EXPLORER	TRAVELER	0	176.97
9/1/2019	DEFENDER	DEFENDER-2	4	863.49
9/1/2019	DEFENDER	ALASKAN DEFENDER	2	549.66
9/1/2019	PACIFIC PRINCE	WESTWARD I	0	298.42
9/1/2019	MESSIAH	GREAT PACIFIC	0	175.51
9/1/2019	MESSIAH	BERING ROSE	0	14.59
9/1/2019	MESSIAH	BERING ROSE	0	46.74
9/2/2019	AURORA	AURIGA	0	37.54
9/2/2019	ARCTIC EXPLORER	ROYAL AMERICAN	2	120.45
9/2/2019	DEFENDER-2	BERING DEFENDER	2	649.08
9/2/2019	ALYESKA	GOLD RUSH	0	171.16
9/2/2019	PROGRESS	STORM PETREL	2	249.51
9/3/2019	PACIFIC PRINCE	WESTWARD I	0	26.18
9/3/2019	WESTERN DAWN	GREAT PACIFIC	0	167.49
9/4/2019	MISS BERDIE	COMMODORE	0	30.00
9/4/2019	PROGRESS	COMMODORE	0	53.23
9/4/2019	PACIFIC PRINCE	VIKING	6	322.95
9/4/2019	PACIFIC PRINCE	CAITLIN ANN	0	42.55
9/5/2019	SEEKER	LESLIE LEE	0	171.11
9/5/2019	DEFENDER	ALASKAN DEFENDER	12	532.30
9/5/2019	PROGRESS	AMERICAN EAGLE	1	223.56
9/5/2019	PROGRESS	STORM PETREL	0	235.83
9/5/2019	PROGRESS	STORM PETREL	4	0.00
9/6/2019	OCEAN EXPLORER	TRAVELER	3	179.41
9/6/2019	ANITA J	HALF MOON BAY	0	195.54
9/6/2019	ANITA J	HALF MOON BAY	3	0.00
9/7/2019	DEFENDER-2	BERING DEFENDER	0	653.31
9/7/2019	OCEAN EXPLORER	ROYAL AMERICAN	4	178.47
9/7/2019	ALYESKA	PATRICIA L	0	262.35
9/7/2019	ALYESKA	PATRICIA L	9	0.00
9/7/2019	PROGRESS	COMMODORE	6	205.50
9/8/2019	DEFENDER	DEFENDER-2	5	907.31
9/8/2019	DEFENDER	DEFENDER-2	31	0.00
9/8/2019	PROGRESS	AMERICAN EAGLE	6	205.12

DATE	TRANSFEROR	TRANSFeree	CHINOOK	POLLOCK (mt)
9/8/2019	PROGRESS	STORM PETREL	14	0.00
9/8/2019	PROGRESS	STORM PETREL	0	248.74
9/9/2019	PACIFIC PRINCE	VIKING	2	353.25
9/9/2019	PACIFIC PRINCE	CAITLIN ANN	3	339.16
9/9/2019	DEFENDER	NORTHERN DEFENDER	1	0.00
9/9/2019	DEFENDER	NORTHERN DEFENDER	0	337.92
9/9/2019	PROGRESS	COMMODORE	3	208.94
9/10/2019	PACIFIC PRINCE	WESTWARD I	1	292.02
9/10/2019	OCEAN EXPLORER	ROYAL AMERICAN	4	241.17
9/10/2019	PROGRESS	AMERICAN EAGLE	3	208.76
9/10/2019	PROGRESS	STORM PETREL	0	242.71
9/10/2019	WESTERN DAWN	NORTHERN DEFENDER	0	84.55
9/11/2019	DEFENDER	BERING DEFENDER	0	657.12
9/11/2019	DEFENDER	BERING DEFENDER	6	0.00
9/11/2019	PACIFIC PRINCE	VIKING	2	336.35
9/11/2019	PROGRESS	COMMODORE	6	202.21
9/11/2019	PROGRESS	COMMODORE	4	0.00
9/12/2019	PACIFIC PRINCE	WESTWARD I	1	295.07
9/12/2019	DEFENDER	NORTHERN DEFENDER	2	0.00
9/12/2019	DEFENDER	NORTHERN DEFENDER	0	344.02
9/12/2019	STARFISH	NORDIC STAR	0	12.24
9/12/2019	OCEAN EXPLORER	ROYAL AMERICAN	4	86.70
9/12/2019	PROGRESS	AMERICAN EAGLE	0	136.47
9/12/2019	PROGRESS	AMERICAN EAGLE	27	0.00
9/13/2019	DEFENDER	DEFENDER-2	0	238.20
9/13/2019	DEFENDER	DEFENDER-2	1	0.03
9/13/2019	DEFENDER	DEFENDER-2	0	667.61
9/13/2019	RAVEN	GOLDEN PISCES	0	73.24
9/13/2019	RAVEN	GOLDEN PISCES	1	0.00
9/15/2019	STARFISH	SEADAWN	0	13.46
9/15/2019	STARFISH	SEADAWN	0	0.59
9/15/2019	STARFISH	SEADAWN	0	0.09
9/15/2019	STARFISH	SEADAWN	0	0.16
9/15/2019	STARLITE	SEADAWN	0	0.00
9/15/2019	STARLITE	SEADAWN	0	0.02
9/15/2019	STARLITE	SEADAWN	0	0.00
9/15/2019	STARLITE	SEADAWN	0	0.12
9/15/2019	STARLITE	SEADAWN	0	13.75
9/15/2019	STARLITE	SEADAWN	0	0.32

DATE	TRANSFEROR	TRANSFeree	CHINOOK	POLLOCK (mt)
9/15/2019	DEFENDER-2	NORTHERN DEFENDER	2	224.37
9/15/2019	DEFENDER-2	NORTHERN DEFENDER	0	47.22
9/15/2019	PROGRESS	AMERICAN EAGLE	0	152.97
9/15/2019	PROGRESS	AMERICAN EAGLE	1	0.00
9/16/2019	RAVEN	GOLDEN PISCES	0	116.04
9/16/2019	RAVEN	GOLDEN PISCES	1	0.00
9/16/2019	PROGRESS	COMMODORE	28	0.00
9/16/2019	PROGRESS	COMMODORE	0	199.16
9/16/2019	PACIFIC PRINCE	VIKING	3	383.79
9/16/2019	PACIFIC PRINCE	CAITLIN ANN	2	313.01
9/16/2019	ALYESKA	PATRICIA L	0	59.53
9/16/2019	ALYESKA	PATRICIA L	0	89.00
9/16/2019	ALYESKA	PATRICIA L	20	0.00
9/17/2019	OCEAN EXPLORER	ROYAL AMERICAN	5	261.33
9/17/2019	PEGASUS	ARCTURUS	1	157.80
9/17/2019	PROGRESS	OCEAN HOPE 3	51	0.00
9/17/2019	PROGRESS	OCEAN HOPE 3	0	178.44
9/17/2019	PACIFIC PRINCE	WESTWARD I	7	208.25
9/18/2019	DEFENDER	DEFENDER-2	0	16.01
9/18/2019	RAVEN	GOLDEN PISCES	0	57.07
9/18/2019	PROGRESS	COMMODORE	0	15.68
9/18/2019	PROGRESS	COMMODORE	0	182.07
9/18/2019	NORTHERN DEFENDER	DEFENDER-2	12	801.64
9/18/2019	NORTHERN DEFENDER	DEFENDER-2	0	17.71
9/18/2019	NORTHERN DEFENDER	DEFENDER-2	0	2.65
9/18/2019	NORTHERN DEFENDER	DEFENDER-2	0	84.55
9/19/2019	PROGRESS	PATRICIA L	1	103.28
9/19/2019	MAJESTY	VIKING EXPLORER	0	19.50
9/19/2019	PROGRESS	OCEAN HOPE 3	2	137.61
9/19/2019	CHELSEA K	CAITLIN ANN	4	304.12
9/19/2019	CHELSEA K	VIKING	5	353.05
9/20/2019	RAVEN	GOLDEN PISCES	0	91.22
9/20/2019	RAVEN	GOLDEN PISCES	1	0.00
9/20/2019	OCEAN EXPLORER	ROYAL AMERICAN	4	229.44
9/20/2019	OCEAN EXPLORER	ROYAL AMERICAN	6	0.00
9/20/2019	PROGRESS	AMERICAN EAGLE	4	232.78
9/20/2019	PROGRESS	COMMODORE	0	191.08
9/21/2019	MAJESTY	ARCTURUS	1	27.05
9/21/2019	MAJESTY	ARCTURUS	0	1.92

DATE	TRANSFEROR	TRANSFeree	CHINOOK	POLLOCK (mt)
9/21/2019	MAJESTY	ARCTURUS	0	43.53
9/21/2019	NORTHERN RAM	ARCTURUS	2	157.78
9/21/2019	CHELSEA K	WESTWARD I	13	307.16
9/21/2019	CHELSEA K	VIKING	2	329.81
9/21/2019	NORTHERN RAM	GLADIATOR	0	154.58
9/22/2019	PEGASUS	VIKING EXPLORER	2	225.79
9/22/2019	PEGASUS	COLUMBIA	2	111.05
9/22/2019	PROGRESS	PATRICIA L	0	239.38
9/22/2019	PROGRESS	COMMODORE	3	200.27
9/22/2019	CHELSEA K	CAITLIN ANN	1	321.33
9/23/2019	OCEAN EXPLORER	ROYAL AMERICAN	4	0.00
9/23/2019	OCEAN EXPLORER	ROYAL AMERICAN	0	246.87
9/23/2019	RAVEN	GOLDEN PISCES	1	0.00
9/23/2019	RAVEN	GOLDEN PISCES	0	109.79
9/23/2019	ANITA J	HALF MOON BAY	7	0.00
9/23/2019	ANITA J	HALF MOON BAY	0	176.86
9/23/2019	PROGRESS	OCEAN HOPE 3	0	14.19
9/23/2019	PROGRESS	OCEAN HOPE 3	0	73.86
9/23/2019	HICKORY WIND	OCEAN HOPE 3	3	83.88
9/23/2019	PERSEVERANCE	ARCTURUS	1	215.89
9/23/2019	CHELSEA K	WESTWARD I	3	251.93
9/24/2019	RAVEN	GOLDEN PISCES	0	115.67
9/24/2019	RAVEN	GOLDEN PISCES	1	0.00
9/24/2019	HICKORY WIND	PATRICIA L	6	251.95
9/24/2019	HICKORY WIND	PATRICIA L	3	0.00
9/24/2019	CHELSEA K	PACIFIC PRINCE	10	485.05
9/24/2019	CHELSEA K	VIKING	0	222.96
9/25/2019	HICKORY WIND	COMMODORE	4	0.00
9/25/2019	HICKORY WIND	COMMODORE	0	210.90
9/25/2019	ANITA J	OCEAN HOPE 3	9	0.00
9/25/2019	ANITA J	OCEAN HOPE 3	0	171.36
9/25/2019	ANITA J	AMERICAN EAGLE	0	206.07
9/25/2019	ANITA J	AMERICAN EAGLE	1	0.00
9/25/2019	RAVEN	GOLDEN PISCES	0	105.50
9/25/2019	RAVEN	GOLDEN PISCES	2	0.00
9/25/2019	NORTHERN RAM	SEADAWN	2	64.64
9/25/2019	PEGASUS	VIKING EXPLORER	4	117.93
9/25/2019	PERSEVERANCE	VIKING EXPLORER	3	117.80
9/25/2019	CHELSEA K	CAITLIN ANN	13	303.70
9/25/2019	WESTERN DAWN	MESSIAH	0	21.77

DATE	TRANSFEROR	TRANSFEE	CHINOOK	POLLOCK (mt)
9/26/2019	PEGASUS	COLUMBIA	3	238.20
9/26/2019	CAPE KIWANDA	NORTHWEST EXPLORER	7	363.78
9/26/2019	CAPE KIWANDA	NORTHWEST EXPLORER	0	33.67
9/26/2019	CAPE KIWANDA	NORTHWEST EXPLORER	3	0.00
9/26/2019	OCEAN EXPLORER	ROYAL AMERICAN	9	0.00
9/26/2019	OCEAN EXPLORER	ROYAL AMERICAN	0	51.60
9/26/2019	OCEAN EXPLORER	ROYAL AMERICAN	0	116.46
9/26/2019	ARCTIC EXPLORER	ROYAL AMERICAN	0	3.70
9/26/2019	ARCTIC EXPLORER	ROYAL AMERICAN	0	2.87
9/26/2019	CAPE KIWANDA	ROYAL AMERICAN	0	4.81
9/26/2019	BRISTOL EXPLORER	ROYAL AMERICAN	1	36.52
9/26/2019	ANITA J	PATRICIA L	3	0.00
9/26/2019	ANITA J	PATRICIA L	0	118.84
9/26/2019	ANITA J	HALF MOON BAY	0	188.72
9/26/2019	ANITA J	HALF MOON BAY	3	0.00
9/27/2019	DOMINATOR	GOLDEN DAWN	2	65.03
9/27/2019	ANITA J	OCEAN HOPE 3	12	0.00
9/27/2019	ANITA J	OCEAN HOPE 3	0	182.68
9/27/2019	CHELSEA K	WESTWARD I	30	293.56
9/28/2019	RAVEN	GOLDEN PISCES	0	125.97
9/28/2019	RAVEN	GOLDEN PISCES	3	0.00
9/28/2019	NORTHERN RAM	SEADAWN	10	284.08
9/28/2019	PEGASUS	GLADIATOR	4	316.64
9/28/2019	SEEKER	VIKING EXPLORER	6	246.06
9/28/2019	ANITA J	AMERICAN EAGLE	1	0.00
9/28/2019	ANITA J	AMERICAN EAGLE	0	103.45
9/28/2019	CHELSEA K	PACIFIC PRINCE	0	481.55
9/28/2019	CHELSEA K	PACIFIC PRINCE	6	0.00
9/28/2019	PACIFIC PRINCE	CAITLIN ANN	5	274.78
9/28/2019	PACIFIC PRINCE	CAITLIN ANN	0	14.28
9/29/2019	PERSEVERANCE	COLUMBIA	0	191.56
9/29/2019	PERSEVERANCE	COLUMBIA	0	21.56
9/29/2019	NORTHERN RAM	COLUMBIA	0	29.39
9/29/2019	ANITA J	HALF MOON BAY	0	39.80
9/29/2019	ANITA J	HALF MOON BAY	6	0.00
9/29/2019	ANITA J	HALF MOON BAY	0	34.83
9/29/2019	SUNSET BAY	HALF MOON BAY	2	36.11
9/29/2019	MESSIAH	CHELSEA K	0	5.62
9/29/2019	MESSIAH	CHELSEA K	0	21.36

DATE	TRANSFEROR	TRANSFeree	CHINOOK	POLLOCK (mt)
9/29/2019	MESSIAH	CHELSEA K	1	0.00
9/30/2019	RAVEN	GOLDEN PISCES	0	76.94
9/30/2019	RAVEN	GOLDEN PISCES	2	0.00
9/30/2019	NORTHERN RAM	VIKING EXPLORER	4	0.00
9/30/2019	NORTHERN RAM	VIKING EXPLORER	6	228.15
9/30/2019	PEGASUS	GLADIATOR	1	211.11
9/30/2019	PACIFIC PRINCE	NORDIC FURY	1	0.00
9/30/2019	PACIFIC PRINCE	NORDIC FURY	0	22.60
9/30/2019	CHELSEA K	NORDIC FURY	0	164.03
9/30/2019	CHELSEA K	NORDIC FURY	0	15.75
9/30/2019	SUNSET BAY	AMERICAN EAGLE	0	16.17
9/30/2019	PROVIDIAN	ARCTIC WIND	0	1.83
10/1/2019	SEEKER	NORTHERN PATRIOT	2	111.37
10/1/2019	NORTHERN RAM	COLUMBIA	17	0.00
10/1/2019	NORTHERN RAM	COLUMBIA	0	208.00
10/1/2019	NORTHERN RAM	SEADAWN	0	296.11
10/1/2019	NORTHERN RAM	SEADAWN	3	0.00
10/1/2019	WESTERN DAWN	MESSIAH	0	21.36
10/2/2019	SUNSET BAY	HALF MOON BAY	2	100.64
10/3/2019	RAVEN	GOLDEN PISCES	8	0.00
10/3/2019	RAVEN	GOLDEN PISCES	0	116.67
10/3/2019	DOMINATOR	NORTHERN PATRIOT	0	10.63
10/3/2019	DOMINATOR	NORTHERN PATRIOT	0	0.27
10/3/2019	DOMINATOR	NORTHERN PATRIOT	0	0.80
10/3/2019	SEEKER	NORTHERN PATRIOT	2	115.05
10/3/2019	SEEKER	NORTHERN PATRIOT	0	26.97
10/3/2019	SEEKER	NORTHERN PATRIOT	2	0.00
10/3/2019	PEGASUS	NORTHERN PATRIOT	3	232.63
10/3/2019	PEGASUS	NORTHERN PATRIOT	3	0.00
10/3/2019	PROVIDIAN	ARCTIC WIND	7	142.17
10/3/2019	PROVIDIAN	ARCTIC WIND	3	0.00
10/4/2019	NORTHERN RAM	SEADAWN	0	310.46
10/4/2019	NORTHERN RAM	SEADAWN	4	0.00
10/5/2019	PEGASUS	GLADIATOR	4	0.00
10/5/2019	PEGASUS	GLADIATOR	0	341.27
10/6/2019	SUNSET BAY	HALF MOON BAY	7	0.00
10/6/2019	SUNSET BAY	HALF MOON BAY	2	78.90
10/6/2019	NORTHERN RAM	PACIFIC VIKING	0	68.50
10/7/2019	BRISTOL EXPLORER	GOLDEN PISCES	12	75.28

DATE	TRANSFEROR	TRANSFeree	CHINOOK	POLLOCK (mt)
10/7/2019	BRISTOL EXPLORER	GOLDEN PISCES	0	2.38
10/7/2019	RAVEN	GOLDEN PISCES	0	48.98
10/7/2019	RAVEN	GOLDEN PISCES	8	0.00
10/8/2019	NORTHERN RAM	SEADAWN	3	0.00
10/8/2019	NORTHERN RAM	SEADAWN	0	306.52
10/8/2019	RAVEN	GLADIATOR	3	0.00
10/8/2019	RAVEN	GLADIATOR	0	383.56
10/9/2019	PEGASUS	COLUMBIA	0	231.31
10/9/2019	PEGASUS	COLUMBIA	26	0.00
10/9/2019	PEGASUS	VIKING EXPLORER	22	73.73
10/9/2019	PEGASUS	VIKING EXPLORER	0	130.33
10/9/2019	PEGASUS	PACIFIC VIKING	1	234.59
10/9/2019	SUNSET BAY	HALF MOON BAY	0	165.47
10/9/2019	SUNSET BAY	HALF MOON BAY	9	0.00
10/10/2019	PEGASUS	SOVEREIGNTY	2	299.63
10/11/2019	NORTHERN RAM	GLADIATOR	2	0.00
10/11/2019	NORTHERN RAM	GLADIATOR	0	321.19
10/11/2019	ALDEBARAN	COLUMBIA	0	47.25
10/11/2019	ALDEBARAN	COLUMBIA	1	0.00
10/11/2019	ALDEBARAN	COLUMBIA	0	201.75
10/11/2019	PEGASUS	PACIFIC VIKING	10	238.12
10/12/2019	PEGASUS	SOVEREIGNTY	2	455.39
10/13/2019	PEGASUS	GLADIATOR	6	303.65
10/13/2019	RAVEN	COLUMBIA	0	181.51
10/13/2019	RAVEN	COLUMBIA	3	0
10/13/2019	RAVEN	COLUMBIA	0	51.94902699
10/13/2019	ALDEBARAN	COLUMBIA	0	0.222260261
10/13/2019	ALDEBARAN	COLUMBIA	0	1.970858849
10/13/2019	SUNSET BAY	HALF MOON BAY	0	26.9374901
10/13/2019	SUNSET BAY	HALF MOON BAY	0	9.071847408
10/13/2019	COLLIER BROTHERS	HALF MOON BAY	0	0.879062014
10/13/2019	COLLIER BROTHERS	HALF MOON BAY	0	8.98611845
10/13/2019	MISS BERDIE	HALF MOON BAY	0	31.26657568
10/13/2019	MISS BERDIE	HALF MOON BAY	0	43.87689717
10/13/2019	HICKORY WIND	HALF MOON BAY	0	11.0994053
10/14/2019	NORTHERN RAM	PACIFIC VIKING	0	100.829048
10/14/2019	NORTHERN RAM	PACIFIC VIKING	0	62.93049828
10/14/2019	ALDEBARAN	PACIFIC VIKING	0	70.00880722
10/14/2019	BRISTOL EXPLORER	SOVEREIGNTY	0	0.226796185

DATE	TRANSFEROR	TRANSFeree	CHINOOK	POLLOCK (mt)
10/14/2019	PEGASUS	SOVEREIGNTY	8	288.21
10/14/2019	PEGASUS	SOVEREIGNTY	0	50.73
10/14/2019	ALDEBARAN	SOVEREIGNTY	0	22.91

Exhibit 1.

Data Sharing Agreement.

BERING SEA SALMON BYCATCH DATA SHARING AGREEMENT

This agreement is entered into by and among the parties to the Inshore Salmon Savings Incentive Plan Agreement, Mothership Salmon Savings Incentive Plan Agreement and the Chinook Salmon Bycatch Reduction Incentive Plan and Agreement (each, an “IPA” and collectively, the “IPAs”) as of _____, in consideration of the following facts:

A. The North Pacific Fishery Management Council and the National Marine Fisheries Service have approved and implemented a revised salmon bycatch management program for the Bering Sea pollock fishery that includes annual bycatch limits for Chinook salmon and incentive plan agreements designed to minimize Chinook and chum salmon bycatch at all levels of salmon and pollock abundance;

B. The inshore, mothership and catcher-processor sectors of the Bering Sea pollock fishery and the western Alaska Community Development Quota groups have developed three different Chinook and chum salmon incentive plan agreements with different components that reflect the different fishing areas and methods employed by the sectors, although each agreement includes some form of incentive based on the identification of bycatch avoidance areas;

C. Under the revised Bering Sea salmon PSC management regulations, each IPA is required to have its vessels enter into a fishery-wide in-season data sharing agreement (per 50 C.F.R. § 679.21 (f)(12)(iii)(E)(10));

Now, therefore, the parties to the three Bering Sea salmon bycatch IPAs agree as follows:

1. Release of Confidential Data. Each IPA vessel’s VMS tracking data, State and Federal landing reports and observer data shall be released to Sea State, Inc. (“Sea State”) as soon as commercially practicable.

2. Data Use and Distribution. Sea State may use all IPA vessel VMS tracking data, landing reports and observer data it receives under this Agreement to implement the provisions of each IPA, but shall not release such data, or calculations made from such data, except as provided in Sections 2.1 through 2.3, below.

2.1 Sea State may release summaries of pollock catch, Chinook and chum bycatch and Chinook and chum bycatch rates to IPA participants to assist them in avoiding Chinook and chum salmon bycatch.

2.2 Sea State may release VMS tracking data from relatively high-bycatch hauls, defined as the top twenty-five percent (25%) of hauls or trips exceeding a specific base rate in a given week, by distributing them directly to IPA participants, and/or making them available on a password-protected web site with access limited to IPA participants.

2.3 Sea State may release weekly Chinook and chum salmon bycatch avoidance area maps, by distributing them to all IPA participants, and/or by making them available on a password-protected web site with access limited to IPA participants.

3. Indemnification. Any and all claims against Sea State arising out of or relating to services in connection with this Agreement, other than those arising out of gross negligence or willful misconduct, are hereby waived and released. Further, the IPA participants shall jointly and severally indemnify, defend and hold Sea State harmless against any third party claims asserted against Sea State arising out of or relating to services in connection with this Agreement, other than those arising out of gross negligence or willful misconduct by Sea State.

4. Term and Termination. This Agreement shall take effect as of its execution by the authorized representatives of the parties to each of the IPAs. This Agreement shall remain in effect as long as two or more IPAs are in effect.