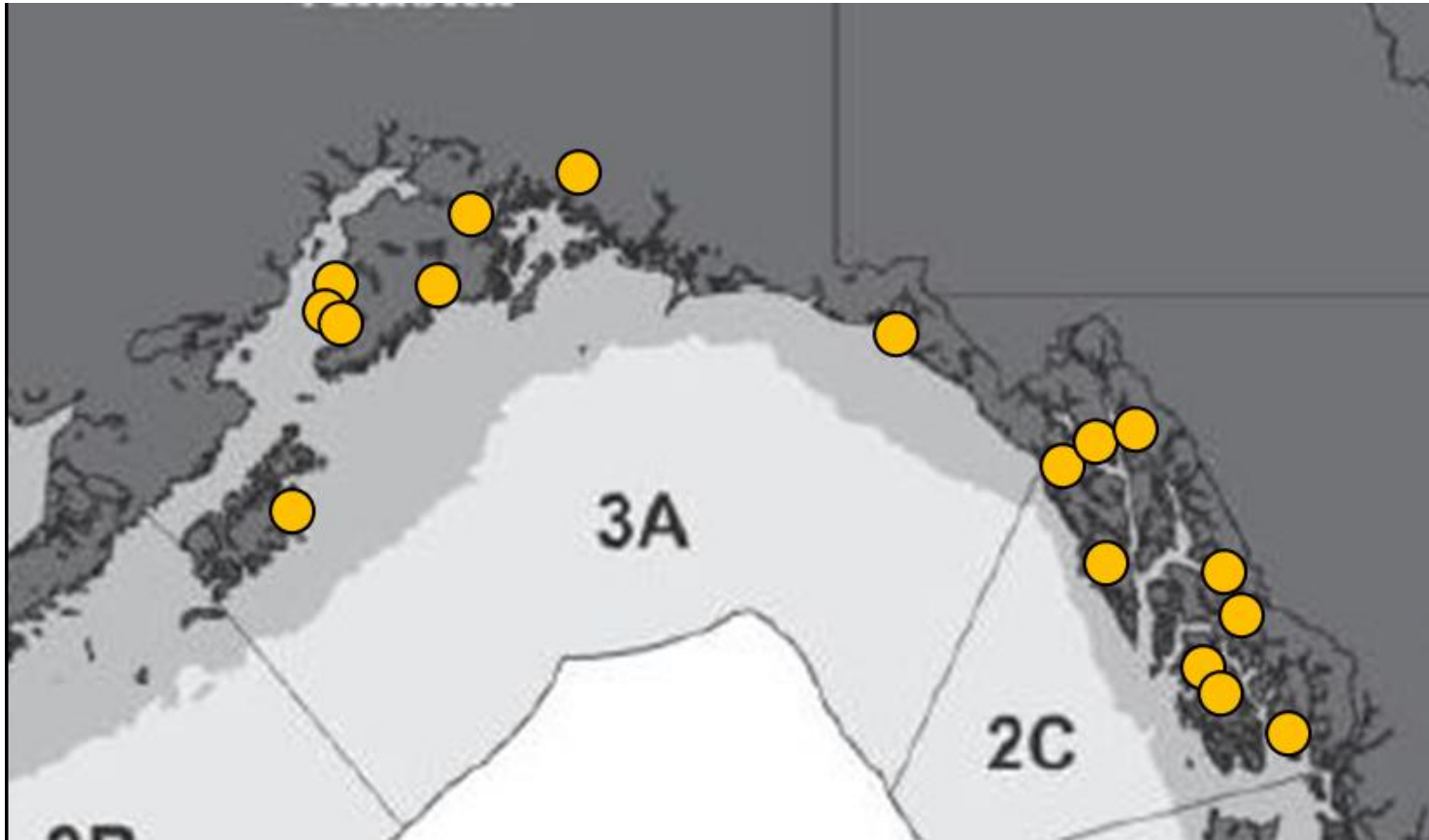


Final 2019 Harvest Estimates & Preliminary 2020 Harvest Estimates: Area 2C and 3A Charter Halibut Fisheries



**For the Charter Halibut Management Committee
October 2020**

Sarah Webster
Alaska Department of Fish and Game



- Charter logbook
- Biological sampling and interviews at major ports
- Statewide harvest survey

Data Sources



2019 Final Estimates

2C 2019 Charter Regulations

- One fish bag limit
- Reverse slot limit:
 - Less than or equal to 38 inches
 - Greater than or equal to 80 inches

Final 2C Charter Estimates for 2019

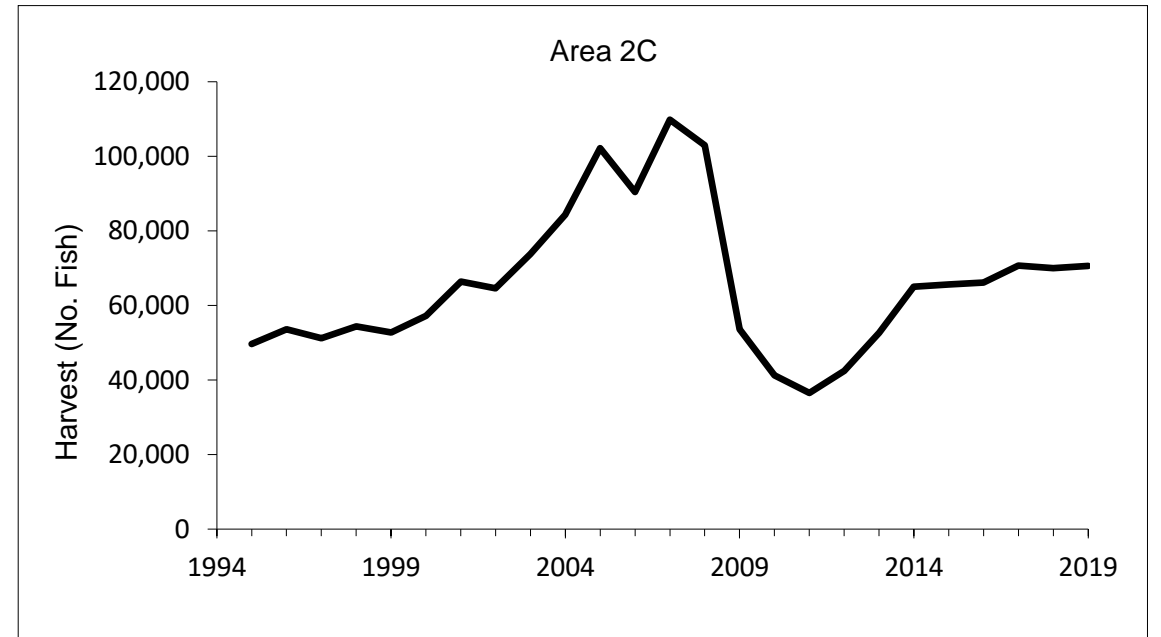
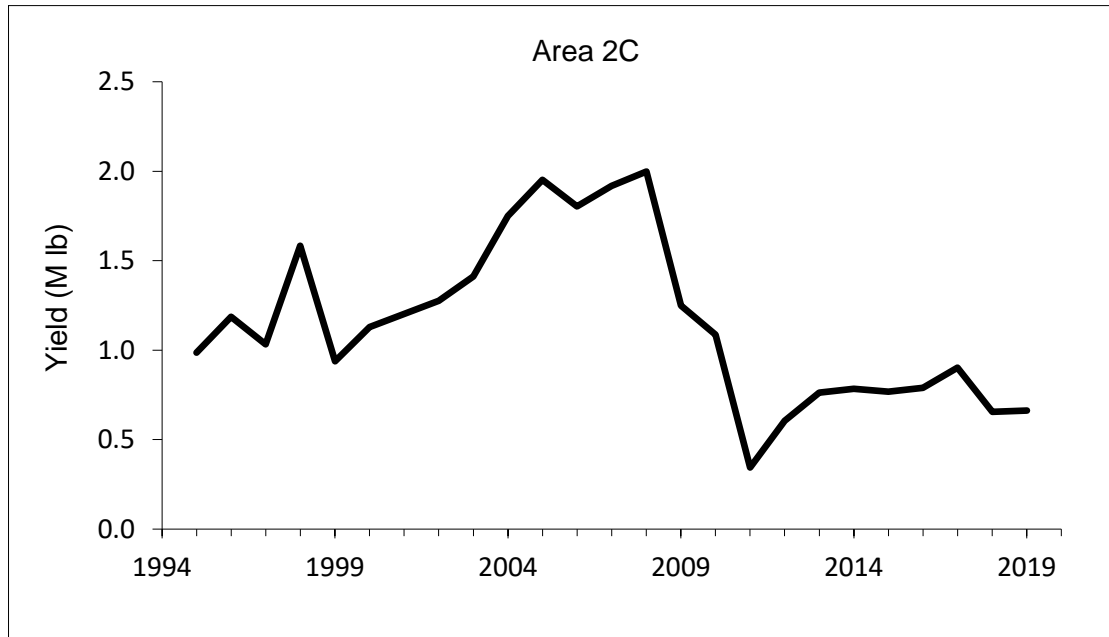
Subarea	Charter (logbook)		
	No. Fish	Avg. Wt.	Yield (Mlb)
Ketchikan	9,217	7.99	0.074
POW Island	18,105	8.65	0.157
PBG/WRG	1,672	12.71	0.021
Sitka	25,306	10.61	0.269
Jun/Haines/Skag	9,020	7.06	0.064
Glacier Bay	7,280	10.77	0.078
Area 2C	70,600	9.38	0.662

From Area2C3A_Final2019 (Table 1.1)

Sector	Removal	Preliminary	Final	Diff (M lb)	ProjErr (%)
Charter	Yield	0.634	0.662	-0.028	-4.5%
	All Rel mort	0.033	0.035	-0.002	-5.4%
	Total	0.667	0.697	-0.030	-4.5%

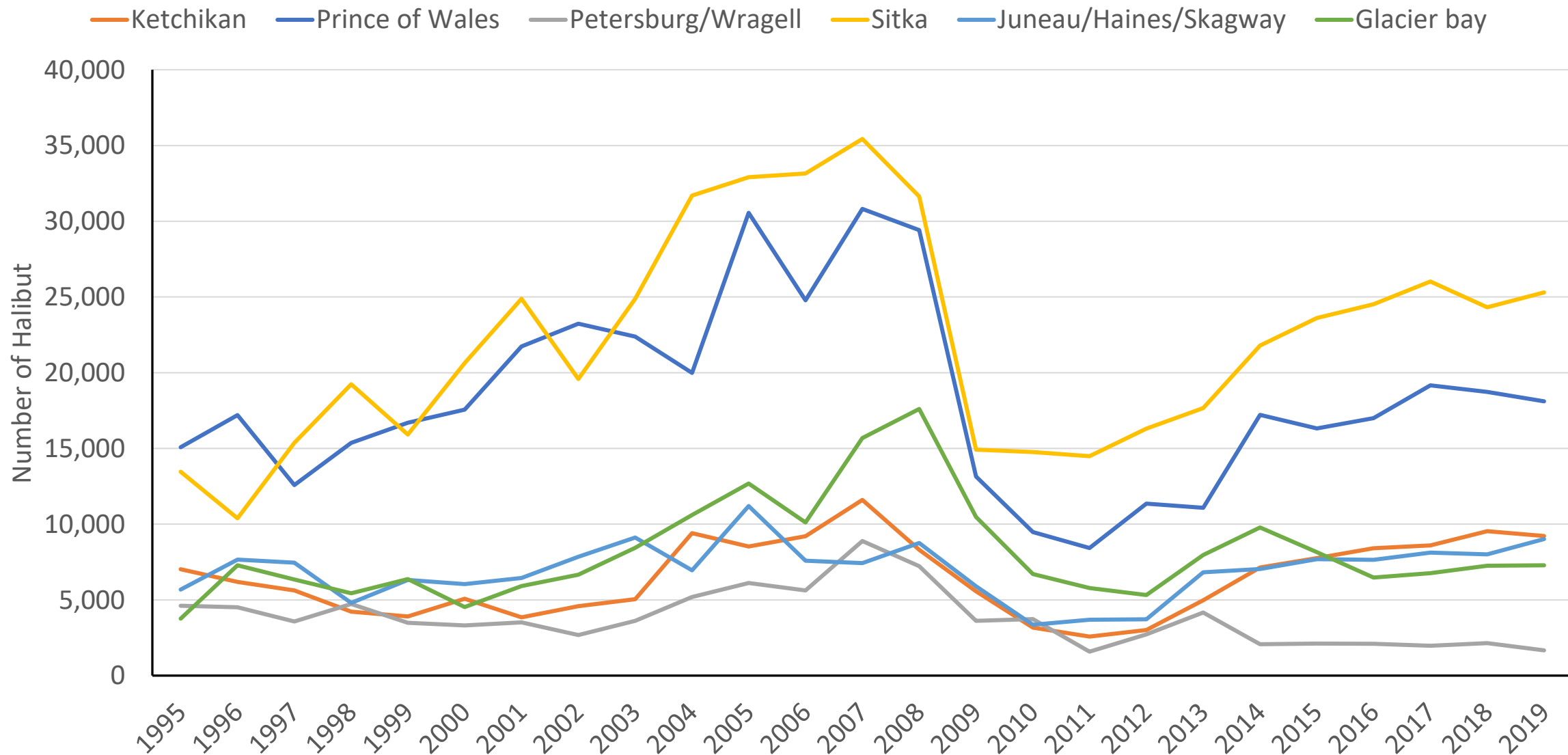
From Area2C3A_Final2019 (Table 1.3)

2C Yield and Harvest 1995 – 2019



From 2C3AFinal_2019 (Figure 1.1)

2C Charter Halibut Harvest



3A 2019 Charter Regulations

- Two fish bag limit
 - One fish of any size
 - One fish less than or equal to 28 inches
- Wednesdays closed
- Five Tuesdays closed
- Four fish annual limit
- One trip per CHP per day
- One trip per vessel per day

Final 3A Charter Estimates for 2019

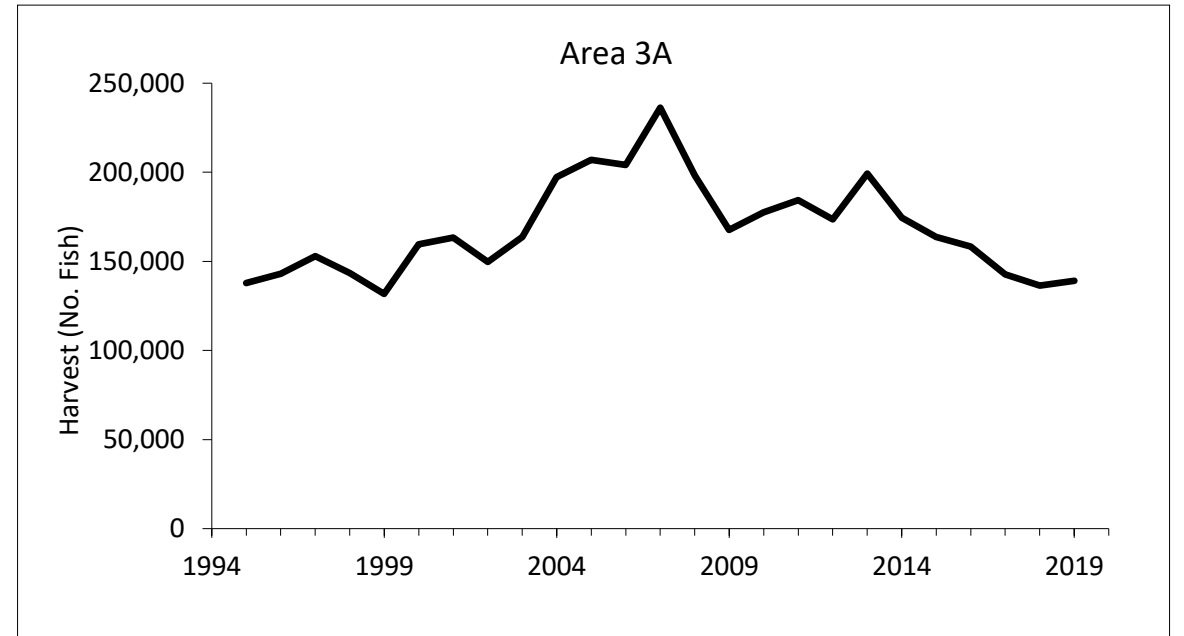
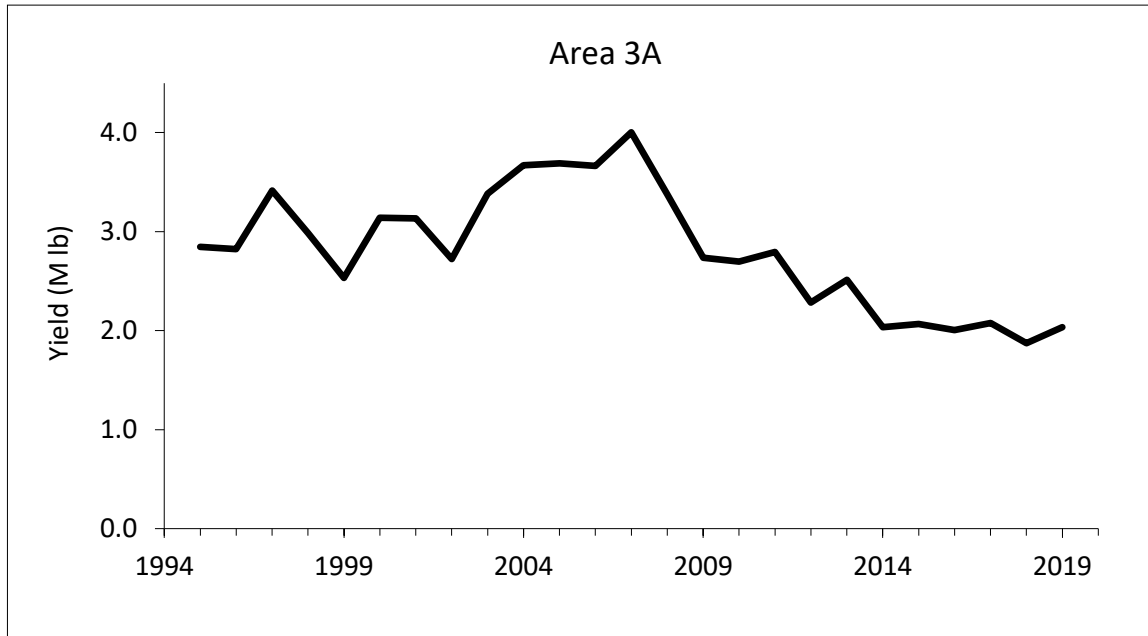
Subarea	Charter		
	No. Fish	Avg. Wt.	Yield (Mlb)
Central Cook Inlet	25,200	11.30	0.285
Lower Cook Inlet	55,274	9.77	0.540
Kodiak	8,208	15.65	0.128
North Gulf Coast	34,171	16.55	0.566
Eastern PWS	5,132	31.15	0.160
Western PWS	5,214	24.69	0.129
Yakutat	4,301	38.92	0.167
Glacier Bay	1,582	38.46	0.061
Area 3A	139,082	14.64	2.036

From Area2C3A_Final2019 (Table 2.1)

Sector	Removal	Preliminary	Final	Diff (M lb)	ProjErr (%)
Charter Yield		2.000	2.036	-0.036	-1.8%
	All Rel mort	0.018	0.019	0.000	-2.3%
	Total	2.018	2.054	-0.036	-1.8%

From Area2C3A_Final2019 (Table 2.3)

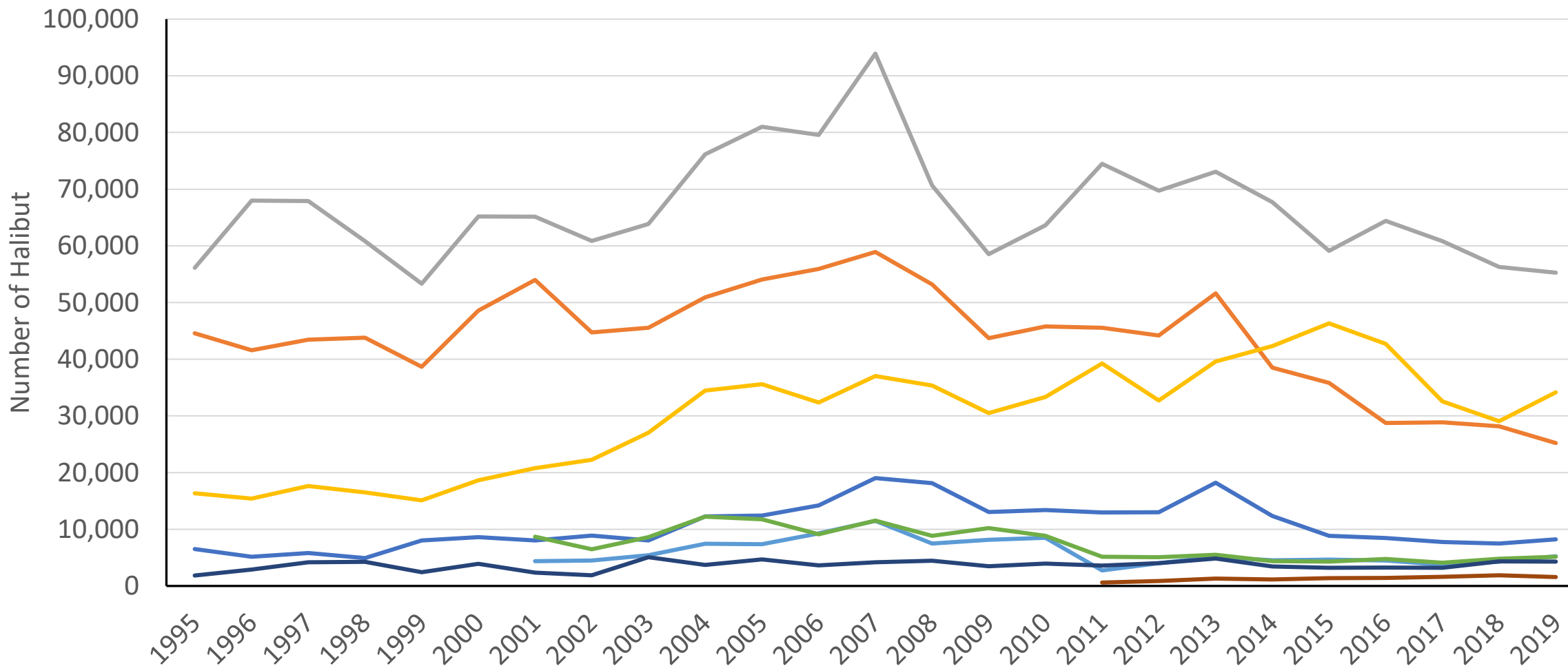
3A Yield and Harvest 1995 – 2019



From 2C3AFinal_2019 (Figure 2.1)

3A Charter Halibut Harvest

- Kodiak
- Central Cook Inlet
- Lower Cook Inlet
- North Gulf Coast
- Western PWS
- Eastern PWS
- Yakutat
- Glacier Bay





Preliminary 2020 Estimates

08.02.2006 15

2C 2020 Charter Regulations

- One fish bag limit
- Reverse slot limit:
 - Thru June 14:
 - Less than or equal to 40 inches
 - Greater than or equal to 80 inches
 - June 15 – Dec 31:
 - Less than or equal to 45 inches
 - Greater than or equal to 80 inches

3A 2020 Charter Regulations

- Two fish bag limit
 - One fish of any size
 - One fish less than or equal to 26 inches thru June 14 then less than or equal to 32 inches through end of season
- Tuesdays and Wednesdays closed thru June 14
- Four fish annual limit thru June 14
- One trip per CHP per day
- One trip per vessel per day

Preliminary 2020 Estimates

Area	Mean wt	Logbook	Yield (lb)	RelMort	Total	Allocation	Overage	Overage %
	(lb)	Harvest			Removals		(lb)	
	(lb)	(no. fish)		(lb)	(lb)	(lb)	(lb)	
2C	12.75	37,415	477,208	22,327	499,535	780,000	-280,465	-36.0%
3A	14.60	108,379	1,582,853	13,843	1,596,697	1,710,000	-113,303	-6.6%

Table 1 in InfoHandoutADF&G_2020

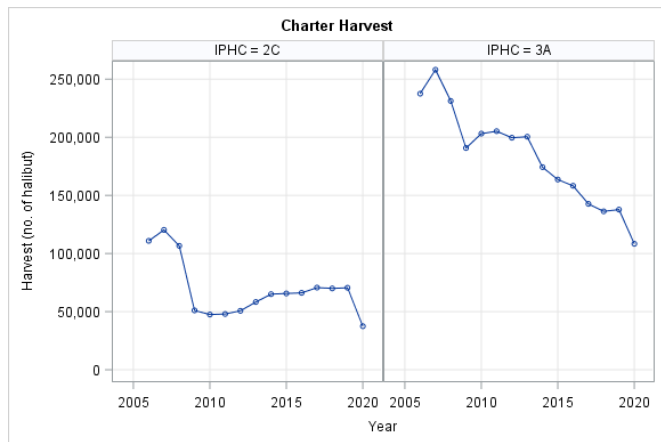


Figure 1 in InfoHandoutADF&G_2020

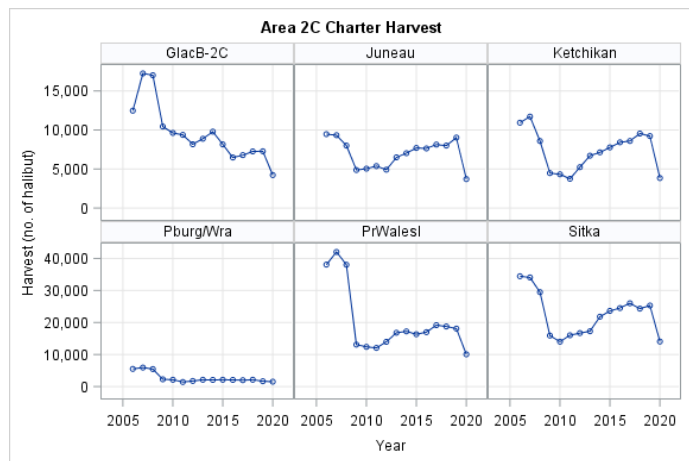


Figure 2 in InfoHandoutADF&G_2020

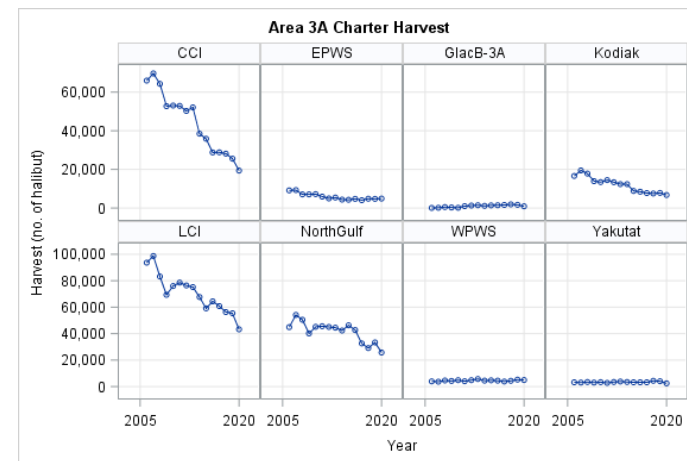


Figure 3 in InfoHandoutADF&G_2020

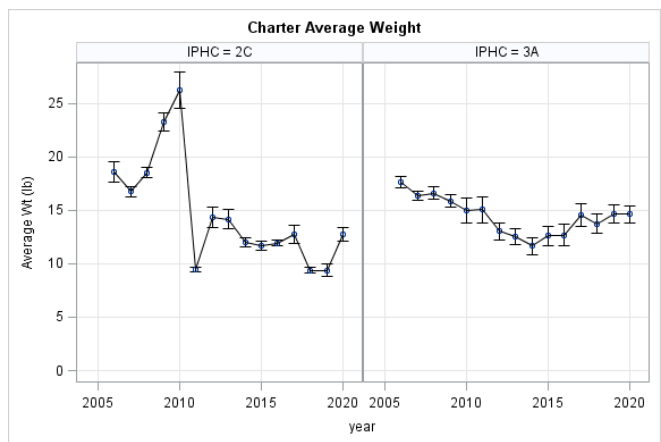


Figure 1 in InfoHandoutADF&G_2020

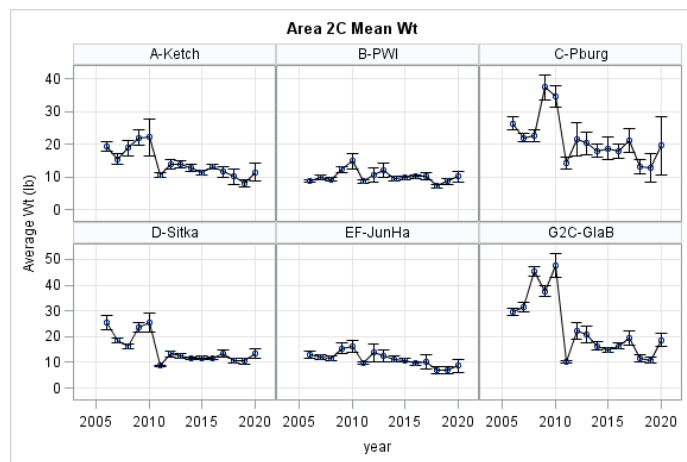


Figure 2 in InfoHandoutADF&G_2020

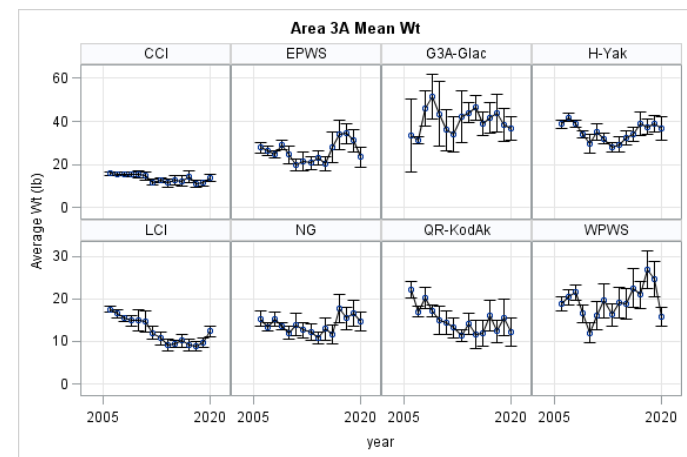


Figure 3 in InfoHandoutADF&G_2020

Acknowledgements

- Bob Powers, Ben Jevons – logbook data
- Diana Tersteeg, Mike Jaenicke – Southeast data
- Martin Schuster, Marian Ford – Southcentral data
- Mike Martz, Bill Romberg – SWHS
- Jim Hasbrouck – Chief Fisheries Scientist
- Jim Armstrong– NPFMC staff
- Numerous technicians – halibut measurements and angler interviews
- Cooperating anglers and charter operators

- Funding:
State of Alaska General Funds
DJ-WB Federal Aid in Fish Restoration
Fish & Game Funds



Photo: Crackerjack Charters

Questions

Sarah Webster

Alaska Department of Fish and Game –
Division of Sport Fish

Research and Technical Services –
Anchorage

sarah.webster@alaska.gov

907-267-2212

