

Meeting Summary

226th Plenary Session
North Pacific Fishery Management Council
Hilton Hotel, Anchorage, AK

CONTENTS

B REPORTS..... 3
C1 AM 80 COOP REPORTS ON 2016 HALIBUT PSC MANAGEMENT PLANS 3
C2 BSAI GROUND FISH HARVEST SPECIFICATIONS 3
C3 GOA GROUND FISH HARVEST SPECIFICATIONS AND HALIBUT DMR’s 6
C4 GOA CHINOOK SALMON PSC REAPPORTIONMENT 6
C5 CHARTER HALIBUT MANAGEMENT FRAMEWORK MEASURES 2016..... 8
C6 CHARTER HALIBUT RQE PROGRAM AND CHARTER HALIBUT PERMIT..... 10
C7 BERING SEA FISHERY ECOSYSTEM PLAN 14
C9 BIOMASS-BASED BSAI HALIBUT PSC LIMITS 15
C8 HALIBUT MANAGEMENT FRAMEWORK 16
D4 HALIBUT/SABLEFISH IFQ PROGRAM REVIEW 18
D1 GOA TRAWL BYCATCH MANAGEMENT WORKPLAN 18
D3 AREA 4 HALIBUT LEASING OPTIONS FOR CDQ VESSELS 18
D5 AFA PROGRAM REVIEW..... 20
D6 ENFORCMENT PRECEPTS..... 20
E1 STAFF TASKING..... 20
COUNCIL APPOINTMENTS..... 22

Attachments (2)

- 1) BSAI Specs (attachments 1-10)
- 2) GOA Specs (attachments 11-15)
- 3) Time Log
- 4) Newsletter

The North Pacific Fishery Management Council met in December at the Anchorage Hilton Hotel, Alaska.
The following Council, NPFMC staff, and SSC and AP members attended the meetings.

Council Members

Dan Hull, Chair
Jim Balsiger
Sam Cotten/Nicole Kimball
Craig Cross
Maura Sullivan (NOAA GC)
Lauren Smoker (NOAA GC)

Kenny Downs
Duncan Fields
Dave Hanson
Roy Hyder
Andy Mezirow

Simon Kinneen
David Long
Bill Tweit
CAPT Phillip Thorne
Aaron Martin

NPFMC Staff

Jim Armstrong
Shannon Gleason
Sarah Marrinan
David Witherell
Steve MacLean

Peggy Kircher
Maria Shawback
Diana Evans
Jon McCracken
Matt Robinson (Sea Grant Fellow)

Chris Oliver
Sam Cunningham
Mike Fey (AKFIN)
Diana Stram

Scientific and Statistical Committee

The SSC met from December 7th to December 9th, 2015. Members present were:

Farron Wallace, Chair

NOAA Fisheries – AFSC

Sherri Dressel

ADF&G

George Hunt

UW (Seattle)

Steve Martell

IPHC

Matt Reimer

UAA (Anchorage)

Franz Mueter

UAF (Fairbanks)

Anne Hollowed

NOAA - AFSC

Brad Harris

APU (Anchorage)

Seth Macinko

URI (Rhode Island)

Lew Queirolo

NOAA – AK Region

Kari Fenske

Dept. F&W (Washington)

Gordon Kruse

UAF (Fairbanks)

Chris Anderson

UAF (Fairbanks)

Lew Coggins

U.S. Fish & Wildlife

Alison Whitman

Dept. F&W (Oregon)

Advisory Panel

The AP met from December 8th to December 12, 2015. Members present were:

Ruth Christiansen (Chair)

Kurt Cochran

John Crowley

Jerry Downing

Jeff Farvour

Art Nelson

Paddy O'Donnell

Jeff Kauffman

Mitch Kilborn

Alexus Kwachka

Craig Lowenberg

Chuck McCallum

Dan Donich

Ernie Weiss (Co-Vice Chair)

Joel Peterson

Theresa Peterson

Sinclair Wilt

Jeff Stephan

Matt Upton (Co-Vice Chair)

Anne Vanderhoeven

B REPORTS

The following reports were given and heavily discussed. Public Comments were taken on B related items. No action was taken.

- B1 Executive Director's Report – Chris Oliver
- B2 NMFS Management Report – Glenn Merrill
- B2 BSAI NMFS Report – Mary Fureness
- B2 GOA NMPFS Report
- B3 ADF&G Report – Karla Bush
- B4 NOAA Enforcement Report – Will Ellison
- B5 USCG Report – Alanna McGovern
- B6 USFWS Report – Aaron Martin
- B7 Protected Species Report - Steve MacLean & Doug Demaster

C1 AM 80 COOP REPORTS ON 2016 HALIBUT PSC MANAGEMENT PLANS

The Council heard a presentation from NPFMC staff Jon McCracken. The Council also heard two separate Amendment 80 Avoidance Plan Reports from Mark Fina and Jason Anderson, and Bill Orr, Arne Fuglvog and Marybeth Tooey. No actions were taken.

C2 BSAI GROUND FISH HARVEST SPECIFICATIONS

The Council heard presentations from NPFMC staff Diana Stram, AFSC Ecosystem Consideration Report from Stephanie Zadar, and BSAI Plan Team Report from Jim Ianelli and Dana Hanselman. The following actions were taken:

Mr. Cross made the following motion and was seconded by Mr. Long:

The Council recommends approving the SAFE report and recommends the following OFLs, ABC and TACs for 2016-17 including the flatfish reserve and PSC limits (see attachments 1 - 10).

VOTE ON MOTION: Motion passed 11/0 December 10, 2015 at 3:54 p.m.

Mr. Fields made the following motion and was seconded by Mr. Cotten:

The annual BSAI groundfish specifications will continue to take into consideration groundfish species halibut bycatch rates, the potential effects of groundfish harvest on directed halibut fisheries, and the health of the halibut resource, recognizing a shared responsibility with the IPHC to maintain the viability of halibut commercial, sport, and personal use fisheries, and the communities dependent on them. The Council will also continue to take into consideration other fisheries' bycatch and bycatch rates, such as for crab and salmon.

VOTE ON MOTION: Motion passed no objection December 10, 2015 at 4:17 p.m.

Mr. Kinneen made the following motion and was seconded by Mr. Fields:

The Council requests that the Plan Team members and AFSC develop ecosystem indicators for BSAI and GOA halibut in conjunction with IPHC for inclusion in the Ecosystem Considerations chapter in the SAFE report.

VOTE ON MOTION: Motion passed no objection December 10, 2015 at 4:23 p.m.

Ms. Kimball made the following motion and was seconded by Mr. Cross:

The Council recommends the following changes to the spatial management policy and direction to the Stock Structure Workgroup.

Council **Stock Structure and** Spatial Management Policy:

1. *As soon as preliminary scientific information indicates that further stock structure separation or other spatial management measures may be considered, the stock assessment authors, plan teams (groundfish, crab, scallop), and SSC should advise the Council of their findings and any associated conservation concerns **and reasonable timeframes to address the concern.***
2. *With input from the agency, the public, and its advisory bodies, the Council (and NMFS) should identify the economic and management implications and potential options for management response to these findings and identify the suite of tools that could be used to achieve conservation and management goals. **This suite of tools includes separate harvest specifications at the TAC, ABC, and/or OFL level.** In the case of crab and scallop management, ADF&G needs to be part of this process.*
3. *To the extent practicable, further refinement of stock structure or other spatial conservation concerns and potential management responses should be discussed through the process described in recommendations 1 and 2 above.*
4. *Based on the best information available provided through this process, the SSC should continue to recommend OFLs and ABCs that prevent overfishing of stocks.*

Issues of Clarification for the Stock Structure Workgroup:

1. The Council policy should apply to both spatial structure (area management) and stock structure (e.g., splitting out a stock from a complex). The Council recommends renaming the policy as the "Stock Structure and Spatial Management policy."
2. The alternative tools and options to be identified under Step 2 of the Council's policy should include separate harvest specifications at the TAC, ABC, and/or OFL level. The Joint Plan Teams should revise their policy (as described in the 2014 Joint Plan Team (JPT) minutes) accordingly. The Council recommends also revising the JPT policy on scale of concern as follows:

- *Little or no concern*, in which case no action needs to be taken. **This includes situations where information is insufficient to determine a level of concern, which may motivate additional research.**
 - *Moderate concern*, in which case special monitoring (e.g., frequent updating of the template) is required at a minimum and Steps 2 and 3 of the Council's process may be activated
 - *Strong concern*, in which case Steps 2 and 3 of the Council's process must be activated
 - *Emergency*, in which case the Team will recommend separate harvest specifications at the ABC level, the OFL level, or both, for the next season (straight to Step 4 of the Council policy)
3. The Council recommends the following role for the Plan Teams: 1) plan teams will typically be the first to propose a level of concern for a stock or stock complex, or modification of an existing level of concern; 2) because separate harvest specifications at the TAC, ABC, and/or OFL level are included as tools under step 2, there will typically be no need for the plan teams to recommend separate ABCs or OFLs while step 2 of the Council policy is still being conducted; and 3) upon completion of steps 1-3 of the Council policy, the plan teams may recommend management responses, including separate ABCs or OFLs. It is understood that the plan teams may propose separate ABCs or OFLs for the coming harvest year in the event that waiting for completion of step 2 would pose a serious conservation concern.
 4. The Council agrees that the differences in spatial management between the two groundfish FMPs as summarized by the Stock Structure Working Group reflect reasonable responses to available information and do not require further evaluation at this time.
 5. The Council supports the further efforts by the Stock Structure Workgroup to identify the role of the plan teams and the SSC in developing performance criteria to assess the degree to which a tool is successful in addressing strong stock structure concerns and under what conditions the tool should be considered no longer necessary.
 6. The Council supports the clarification that the degree of concern relative to a stock is a function of both the strength of evidence of stock structure and the extent to which the fishery is impacting that structure.

BSAI Blackspotted/Rougheye rockfish (BSAI BS/RE):

The Council supports use of the maximum subarea species catch (MSSC) for WAI BS/RE in 2016. The Council requests the workgroup describe the exploitation rate of WAI BS/RE, and other appropriate metrics to describe the impact of fisheries on WAI BS/RE. The Council requests workgroup recommendations in September/October 2016 if the MSSC is not found to be a sufficient tool to limit catch in the WAI, as well as an evaluation of the management and economic implications of those recommendations, using the proposed schedule in the workgroup report. The Council also clarifies the following:

- Who should propose additional management tools and what is the role of the public in identifying them?

The Council requests that the workgroup continue to meet to develop possible additional management tools and convene a public meeting (by April) to solicit public input on those or other options for consideration in the 2017 specifications.

- Who will evaluate the suite of tools?
Once a suite of tools is identified, the Council recommends the FMP coordinator (Council staff) evaluate the proposed tools, using AFSC and NMFS AKR workgroup staff expertise, and provide a report to the BS plan team in September. The expectation is this issue would be included in the BS plan team minutes in September, with the criteria and rationale used to recommend any changes to stock structure or spatial management clearly articulated.
- What is (or, is there) a continued role for the workgroup in this process?
The Council will re-evaluate whether the workgroup will continue to have a role in this process after the October Council meeting.

VOTE ON MOTION: Motion passed no objection December 10, 2015 at 4:40 p.m.

C3 GOA GROUND FISH HARVEST SPECIFICATIONS AND HALIBUT DMR'S

The Council heard presentations from Farron Wallace, AFSC Jim Ianelli and Jon Heifetz, and a presentation from NPFMC staff Jim Armstrong. The following actions were taken:

Mr. Cross made the following motion and was seconded by Mr. Down:

The Council recommends approving the SAFE report and following OFLs, ABC and TACs for 2016-17 including Halibut DMR's and PSC limits and seasonal apportionments (see attachments 11 – 15).

VOTE ON MOTION: Motion passed no objection December 11, 2015 at 11:39 a.m.

C4 GOA CHINOOK SALMON PSC REAPPORTIONMENT

The Council heard a presentation from NPFMC staff Sam Cunningham. The following actions were taken:

Ms. Kimball made the following motion and was seconded by Mr. Long:

The Council approves the following changes to the Purpose and Need Statement and selects the following as its preferred alternative (~~strike-outs~~ indicate removal of language and/or alternatives and **bold** highlights indicate insertion of additional/supplemental language):

Regulations establish a Chinook salmon prohibited species catch (PSC) limits of 32,500 Chinook in the Central and Western Gulf of Alaska (GOA) trawl fisheries. Chinook salmon PSC limits are managed under two separate programs; one that apportions 25,000 Chinook to the catcher vessels in the pollock trawl fishery (Amendment 93 to the GOA FMP), and another that

apportions 7,500 Chinook to three sectors in the non-pollock trawl fisheries: the catcher/processor (3,600), Rockfish Program catcher vessel (1,200), and the non-Rockfish Program catcher vessel (2,700) sectors (Amendment 97 to the GOA FMP). Closures could occur under the existing Chinook salmon PSC limits.

The 2,700 Chinook salmon PSC limit on the non-pollock/non-rockfish catcher vessel sector has resulted in a closure in that fishery. Currently, there is no ability for managers to reapportion unused Chinook salmon PSC between the pollock or non-pollock fisheries. Fishery closures could be avoided, or limited, by providing NMFS the authority to use in season management to reapportion **a limited amount of** unused Chinook salmon PSC between the GOA pollock and non-pollock fisheries. **This** would provide increased management flexibility without exceeding the overall 32,500 Chinook salmon PSC limit **or negating the current caps under Amendments 93 and 97**, increase the likelihood that groundfish resources are more fully harvested, and minimize the adverse socioeconomic impacts of the fishery closures on harvesters, processors, and communities.

Alternative 1. No action alternative (status quo)

Alternative 2. Allow NMFS to reapportion unused Chinook salmon PSC between the GOA pollock and non-pollock sectors based on criteria established for inseason reapportionments (examples in regulations at §679.20). Existing reapportionment procedures from the Rockfish Program catcher vessel to the non-Rockfish Program catcher vessel sector would not be modified.

Option 1. Only allow reapportionments between the GOA pollock and the non-Rockfish Program catcher vessel sectors (no reapportionment to Rockfish Program catcher vessels).

Option 2. Only allow reapportionments that do not exceed (Suboptions: 10%, 20%, or 30%) of any initial apportionment of a Chinook salmon PSC limit during a calendar year.

Option 3. Prohibit the reapportionment of Chinook salmon PSC from catcher vessel sectors to the non-pollock catcher/processor sector.

Option 4. To increase flexibility and options for NMFS Alaska region to manage the different catcher vessel non-pollock Chinook salmon PSC caps, revise the Rockfish Program Chinook salmon PSC reapportionment provision to read as follows:

“If, on October 1 of each year, the Regional Administrator determines that more than 150 Chinook salmon are available in the Rockfish Program catcher vessel sector Chinook salmon PSC limit, the Regional Administrator may reapportion Chinook salmon PSC available to the Rockfish Program catcher vessel sector except for 150 Chinook salmon to the non-Rockfish Program catcher vessel sector Chinook salmon PSC limit.”

Option 5. Only allow a sector to receive a reapportionment that does not exceed (Suboptions: 10% to 50%) of the sector’s initial **(excluding any uncertainty buffer that may have been added as a result of the previous year’s performance per Am 97)** Chinook salmon PSC limit during a calendar year.

Mr. Cross made the following amendment and was seconded by Mr. Hyder:

Amend Option 5 from 50% to 75% (see below)

Option 5. Only allow a sector to receive a reapportionment that does not exceed ~~(Suboptions: 10% to 50%)~~ of the sector's initial (excluding any uncertainty buffer that may have been added as a result of the previous

VOTE ON AMENDMENT: Amendment failed 3/8 (with Mr. Balsiger, Ms. Kimball, Mr. Down, Mr. Fields, Mr. Kinneen, Mr. Mezirow, Mr. Long, and Mr. Hull voting in opposition) December 11, 2015 4:41 at p.m.

Mr. Tweit made the following deeming motion amendment and was seconded by Mr. Kinneen:

The Council deems proposed regulations that clearly and directly flow from the provisions of this motion to be necessary and appropriate in accordance with Section 303c and therefor the council authorizes the Executive Director and the Chairman to review the draft proposed regulations when provided by NMFS to ensure that the proposed regulations to be submitted to the Secretary under Section 303c are consistent with these instructions.

VOTE ON AMENDMENT: Amendment passed unanimously December 11, 2015 4:43 p.m.

VOTE ON MOTION: Motion passed 11/0 December 11, 2015 4:53 p.m.

C5 CHARTER HALIBUT MANAGEMENT FRAMEWORK MEASURES 2016

The Council heard a presentation from Scott Meyer and a report on the Charter Halibut Implementation Committee from NPFMC staff Steve MacLean. The following actions were taken:

Mr. Mezirow made the following motion and was seconded by Mr. Cotten:

The Council recommends the following management measures for the 2016 charter halibut fishery in Area 2C and Area 3A, based on initial reference (blue line) allocations of 1,771,000 lbs in Area 3A and 847,000 lbs in Area 2C, resulting from the IPHC interim meeting.

Area 3A recommendations:

- Two-fish daily bag limit
- Maximum size of one of the two fish is 28"
- One trip per day (use of each charter halibut permit is limited to one charter halibut fishing trip per vessel per calendar day)
- 4-fish annual limit
- Prohibition on halibut charter fishing on Wednesdays, all year

Include a requirement to record halibut on the back of the license or harvest record card as an enforcement mechanism for the annual limit.

If the final Area 3A FCEY is halfway between the 2015 FCEY and the 2016 blue line, it would equate to a charter allocation of 1.84 mlbs. In this case, increase the annual limit to 5 fish. If the Area 3A charter allocation is the same as 2015 (1.89 mlbs), increase the maximum size of one of the two fish to 29" and increase to a 5 fish annual limit.

Area 2C recommendations:

- One-fish daily bag limit
- Reverse slot limit of U42" – O80" (must be ≤42" or ≥80")

If the final charter allocation is sufficiently higher than the "blue line" to accommodate a change in the reverse slot limit, adjust the size of the lower limit upward to meet the allocation. If the final charter allocation is below the "blue line", the first restriction added would be a 5 fish annual limit, and if further restrictions are needed, adjust the size of the lower limit downward to meet the allocation.

The regulations for GAF remain the same.

Mr. Cotten made the following amendment:

~~Strike~~ and Include the following language (**in bold**) under Area 3A:

Area 3A recommendations:

- Two-fish daily bag limit
- Maximum size of one of the two fish is 28"
- One trip per day (use of each charter halibut permit is limited to one charter halibut fishing trip ~~per vessel~~ per calendar day. **Also limit each vessel to one charter halibut fishing trip per day**).
- 4-fish annual limit
- Prohibition on halibut charter fishing on Wednesdays, all year

Include a requirement to record **each retained** halibut on the back of the license or harvest record card as an enforcement mechanism for the annual limit.

VOTE ON AMENDMENT: Amendment passed unanimously December 12, 2015 11:40 a.m.

VOTE ON MOTION: Motion passed unanimously December 12, 2015 11:47 a.m.

C6 CHARTER HALIBUT RQE PROGRAM AND CHARTER HALIBUT PERMIT

The Council heard a presentation from NPFMC staff Sarah Marrinan, and a report on the RQE Committee from NPFMC staff Steve MacLean. The following actions were taken:

Mr. Mezirow made the following motion and was seconded by Mr. Fields:

(Note: ~~strike-outs~~ indicate removal of language and/or alternatives and **bold** highlights indicate insertion of additional/supplemental language.)

The Council approves the following changes to the purpose and need statement and alternatives and options, to be incorporated into another initial review draft analysis at a future meeting. The Council requests that staff include additional examples relative to the resulting timeframes for acquiring quota share that would meet incremental goals of the RQE to relax charter management measures given the effect of selecting limits under both Option 2 and Option 3 under Alternative 2, Element 2. The analysis should also evaluate the effects of transferring commercial IFQ shares to the charter sector on observer fee revenues, IFQ administrative fees, and other related expenses.

Staff should also evaluate the mechanics of a concept by which the Guided Angler Fish (GAF) limit is reduced in accordance with RQE quota holdings to meet a cumulative limit. [For example, under status quo, commercial QS holders in Area 2C can lease up to 10% of their IFQ as GAF. If the cumulative limit for RQE purchases of commercial quota was 15% of the Area 2C catcher vessel QS pool, then if by October 1 the RQE holds up to 5% of the Area 2C catcher vessel QS pool, the GAF limit remains at 10% for the upcoming year. If by October 1 the RQE holds 6% of the Area 2C catcher vessel QS pool, the GAF limit is reduced to 9% for the upcoming year. Any example could be used within the range of the cumulative limits under Element 2, Option 3.]

Purpose and Need Statement

Alaska's guided halibut anglers have seen recent increases in regulatory restrictions due to declining halibut stocks and guided recreational allocations. ~~There is currently no sector wide mechanism to shift allocation between the commercial and guided recreational sectors. The current provision provided under the Catch Sharing Plan to temporarily transfer allocation known as GAF (Guided Angler Fish), may not be sufficient to ensure long term planning and stability in regulations for all guided anglers.~~ A market-based mechanism for the guided halibut recreational sector may be an effective means to supplement their annual allocations. Allowing an RQE (Recreational Quota Entity) to hold **a limited amount of** commercial halibut QS on behalf of guided recreational halibut anglers under a "willing seller and willing buyer" approach may result in less restrictive annual harvest measures for guided recreational anglers **in times of low halibut abundance**, while complying with total halibut removals under the guided halibut catch limits determined by the International Pacific Halibut Commission. The guided recreational halibut allocation under the Halibut Catch Sharing Plan would be combined with the halibut

quota share held by the RQE to determine the annually adjusted total guided halibut allocation. The total allocation would be the basis for the determination of appropriate management measures for the guided halibut sector each year. **The intent is to consider such a mechanism without undermining the goals of the halibut IFQ Program or significant adverse impacts to other halibut sectors.**

Alternative 1. No Action

Alternative 2. Establish a Recreational Quota Entity (RQE) as a qualified **non-profit** entity to purchase and hold commercial halibut QS for use by the guided halibut sector

Element 1. Number of entities

Option 1. Two entities, one for each IPHC Regulatory Area 2C and 3A

Option 2. One entity with two area quota pools, Area 2C and Area 3A

Element 2. Restrictions on transfers. Two-way transfers are allowed. Quota class and block designation is retained if the quota is transferred back to the commercial sector. (Options below are not mutually exclusive)

Option 1. No restrictions

Option 2. Annual limit on transfers to the RQE in each regulatory area (Area 2C and 3A):

~~Suboption 1. 30% - 50% of the average amount of commercial QS transferred in each area during the previous five years (e.g., the Area 2C transfer limit is based on 30% - 50% of the average amount of commercial QS transferred in Area 2C in the previous five years).~~

~~Suboption 2. 1% - 5% of commercial QS units in each area **(2015)** (based on a 5-year average~~

Option 3. Total (cumulative) limit on amount held by RQE by regulatory area (Area 2C and 3A)

~~Suboption 1. 10% - 40% **5% - 20%** of commercial QS units (2015) based on five-year average~~

~~Suboption 2. 10% - 40% **5% - 20%** of each class of QS units (2015) based on five-year average~~

~~Suboption 3. Transfers to mirror current GAF limits by area: 10% (Area 2C) and 15% (Area 3A) of area QS holdings each year.~~

~~Option 4. Prohibit purchase of D class commercial quota share by the RQE~~

Option 4. Restrictions on RQE quota share purchases (in either or both areas)

Suboption 1. Restrict purchase of D class quota share (limits selected under Option 2 and Option 3 are calculated excluding D class QS)

Suboption 2. Restrict purchase of blocked QS by class that equates to ($\leq 1,500$ lbs or $\leq 2,000$ lbs in 2016 lbs)

Element 3. Setting of annual charter management measures. Use RQE quota share holdings as of October 1 each year as the basis to estimate IFQ pounds to add to the estimated guided recreational allocation under the catch sharing plan for the upcoming year. This amount must be maintained for the following fishing year. This estimated combined allocation would be used to recommend the guided recreational harvest measures for the following year. The procedural process steps and timeline would remain unchanged.

Option 1. If the RQE holdings provide a charter harvest opportunity greater than the unguided recreational bag limit in either area, NMFS would not issue annual IFQ in excess of the amount needed for the charter sector to obtain the unguided recreational bag limit to the RQE for that area. Unallocated RQE IFQ would be reallocated as follows:

Suboption 1. Equally to all catcher vessel QS holders which hold not more than 2,000 pounds (by area, proportional to QS holdings)

Suboption 2. Equally to all catcher vessel QS holders (by area, proportional to QS holdings)

Suboption 3. CQEs actively participating in Area 2C/Area 3A

Suboption 4. Unallocated RQE IFQ would not be allocated (left in the water)

Element 4. **Limit on use of RQE funds. RQE funds are limited in their use to acquisition of commercial halibut quota; acquisition of charter halibut permits; halibut conservation/research; promotion of the halibut resource; and administrative costs.**

Element 5. **RQE Organizational Structure. The RQE shall consist of a board of seven people and shall include the following: 4 CHP holders, 1 commercial halibut quota share holder, 1 community representative (not a holder of a CHP or commercial QS), and Commissioner of Alaska Department of Fish and Game, or designee.**

- Option 1.** A representative of the Alaska Department of Revenue shall sit as an ex-officio member of the RQE board.
- Option 2.** RQE board terms shall be for [Options: 3 or 5 years].
- Option 3.** The RQE shall hold no less than two board meetings annually.
- Option 4.** The RQE shall file an annual report detailing RQE activities during the prior year.

~~**Alternative 3.** Retirement of “latent” Charter Halibut Permits. Threshold for determining a latent CHP:~~

~~Option 1. The CHP has been fished less than 50 angler days in the previous 5 years.~~

~~Option 2. A CHP that has not been used by the CHP holder in the previous 3 years.~~

Alternative 3. RQE purchase of charter halibut permits. The RQE shall be limited in the purchase of charter halibut permits to [options: 10% - 30%] of the permits in each area.

Mr. Fields made the following amendment and was seconded by Mr. Long:

Amendment would include the following change (**in bold**) under Element 3, Option 1, Suboption 1:

Suboption 1. Equally to all catcher vessel QS holders which hold not more than ~~2,000~~ **1500-3000** pounds (by area, proportional to QS holdings)

Mr. Tweit made the following amendment to the amendment and was seconded by Mr. Fields:

Amendment would include the following change (**in bold**) under Element 3, Option 1, Suboption 1:

Suboption 1. Equally to all catcher vessel QS holders which hold not more than ~~2,000~~ 1500-3000 pounds **in 2016** (by area, proportional to QS holdings)

VOTE ON AMENDMENT TO AMENDMENT: Amendment passed unanimously December 13, 2015 at 11:53 a.m.

VOTE ON AMENDMENT: Amendment passed unanimously December 13, 2015 at 11:53 a.m.

VOTE ON MOTION: Motion passed unanimously December 13, 2015 at 12:07 p.m.

(Note: Public Testimony Tom Ohaus, Jim Martin, Nate Smith, Ann Bayes, Gary Ault, Mark Clemens, Martin Spargo, Kiril Basargin, and Selivon Basargin were taken out of turn.)

C7 BERING SEA FISHERY ECOSYSTEM PLAN

The Council heard a presentation from NPFMC staff Diana Evans and a report on the Ecosystem Committee from NPFMC staff Steve MacLean. The following actions were taken:

Mr. Tweit made the following motion and was seconded by Mr. Down:

The Council initiates development of a Bering Sea Fishery Ecosystem Plan consistent with the framework described in the discussion paper presented to the Council.

The Council recommends staff proceed with development of the Core FEP and Action Module 1 (assessment and gap analysis of Council's EBFM approach).

The Council directs staff, working with NMFS AKR and AFSC staff, to address the next steps identified in the document, specifically providing recommendations on the composition of the Bering Sea FEP team, terms of reference for the BS FEP team, and development of an outreach and public involvement plan for developing the FEP for Ecosystem Committee and Council review.

VOTE ON MOTION: Motion passed no objection December 13, 2015 at 2:48 p.m.

Ms. Kimball made the following motion and was seconded by Mr. Tweit:

The Council approves sending a letter to NOAA with the following recommendations on the draft NOAA Ecosystem Based Fishery Management Policy (additional text is in bold and underline, deleted text is in strikethrough):

1. Revise the policy statement to read:

NOAA's National Marine Fisheries Service (NOAA Fisheries) strongly supports **continued progress on** the implementation of Ecosystem-Based Fisheries Management (EBFM), to better inform decisions and help achieve and optimize the benefits from marine fisheries by evaluating the trade-offs among and between fisheries (commercial, recreational, and subsistence), aquaculture, protected species, biodiversity, and habitats, while maintaining resilient and productive ecosystems.

The intent is to revise the language such that it conveys that Councils are currently utilizing an EBFM approach. EBFM is a continuum of actions and policy approaches, and several councils are consistent with this policy today. The policy should reflect that, as well as an expectation of further progress.

2. Revise the definition of EBFM to read:

NOAA Fisheries defines EBFM as a systematic approach to fisheries management in a geographically specified area that **contributes to** ensures the resilience and sustainability of the ecosystem; recognizes the physical, biological, economic, and social interactions among the affected

components of the ecosystem, including humans; and seeks to optimize benefits among a diverse set of societal goals.

EBFM cannot ensure resilient and sustainable ecosystems; it sets Councils up for failure given our limited authority to affect all potential (non-fishing) actions or environmental conditions that affect the ecosystem.

3. Under guiding principle 2, *Implement ecosystem-level planning (p. 5)*, revise the last bullet to read:

Facilitating the participation of external federal, state (including territories), and tribal, **and other non-governmental** partners in the EBFM process by assessing the cumulative effects of human activities on marine ecosystems to help partners minimize the effects of non-fishing activities on trust LMR and habitats.

This is consistent with the Ecosystem Committee recommendation to broaden stakeholder participation beyond agencies and tribal partners.

4. The letter should emphasize the need for Council coordination and adequate review time for review of the Implementation Plan or EBFM Policy 'Roadmap' that NOAA intends to develop in 2016 subsequent to the adoption of this policy.

VOTE ON MOTION: Motion passed no objection December 13, 2015 at 2:53 p.m.

C9 BIOMASS-BASED BSAI HALIBUT PSC LIMITS

The Council heard a presentation from Dr. Bruce Leaman and Dr. Steve Martell. The following actions were taken:

Mr. Kinneen made the following motion and was seconded by Mr. Cross:

The Council initiates a workgroup with Council, NMFS, and IPHC staff to identify and evaluate alternative methods to index halibut PSC limits based on halibut abundance (yield). The workgroup should describe potential data and management advantages and challenges provided by alternative methods to index halibut PSC limits based on halibut abundance. The workgroup should also evaluate the effects of various assumptions on an abundance based approach, such as those related to natural mortality (by size and age), growth rates, size composition of PSC by sector, and the long-term potential spawning capital of juvenile halibut.

Mr. Fields made the following amendment and was seconded by Mr. Cotten:

Moved to add the following language (**in bold**):

The workgroup should also evaluate the effects of various assumptions on an abundance based approach, such as those related to natural mortality (by size and age), growth rates, size composition of PSC by sector, and the long-term potential spawning capital of juvenile halibut **with the goal of returning abundance-based recommendations back to the Council as soon as possible.**

VOTE ON AMENDMENT: Amendment passed no objection December 13, 2015 at 6:03 p.m.

VOTE ON MOTION: Motion passed no objection December 13, 2015 at 6:06 p.m.

C8 HALIBUT MANAGEMENT FRAMEWORK

The Council heard presentations from NPFMC Executive Director Chris Oliver and IPHC Executive Director Bruce Leaman. The following actions were taken:

Mr. Kinneen made the following motion and was seconded by Mr. Long:

The Council's halibut management framework is a strategic planning document intended to inform and guide the Council in achieving halibut management objectives. As with other strategic planning documents, the halibut management framework can be revised in the future as needed to help guide the Council. The Council requests the following revisions to the halibut management framework.

1. Halibut Framework Objectives

The Council requests that staff incorporate the following objectives in the framework and as appropriate in ongoing BSAI and GOA management actions considered by the Council.

- Manage halibut bycatch in the groundfish fisheries and harvests in the commercial, guided and non-guided recreational, and subsistence fisheries consistent with the Council's MSA conservation objectives.
- Manage halibut bycatch to balance the objectives of directed users and bycatch users in both the BSAI and the GOA.
- Pursue an abundance based approach to managing halibut bycatch and directed harvests in coordination with the IPHC.
- Provide for the sustained participation of historic participants and fishery dependent communities.
- Maintain monitoring and catch accounting programs for halibut users in the BSAI and GOA in order to provide the data necessary for management needs.

2. Research issues

The Council requests the SSC review research topics identified in the research section of the halibut framework in order for the Council to identify priorities. The Council identifies the following research as preliminary priorities:

- Development of the technical methods to index PSC limits to halibut abundance.
- Natural mortality variability with age/size/density to understand the effects of bycatch, wastage, and discards on the spawning biomass.
- Migration of halibut between areas and associated implications for management decisions.
- Discard mortality rates in all fisheries, as well as overall bycatch estimation in all fisheries.
- An integrated decision-making framework that addresses biological, economic, and social issues.

3. Coordination and communication with the IPHC

The Council identifies the following actions as important steps to strengthen communications and coordination with the IPHC, to be incorporated into the halibut framework.

- Identify a dedicated staff member to coordinate halibut management issues and liaise with the IPHC.
- Identify Council meetings when updates from the IPHC are the most appropriate and necessary.
- Periodically review the halibut framework at the Council (e.g., target annually).
- Form a joint Council and IPHC halibut committee comprised of the three US Commissioners and three Council members, for the purpose described in the December 2015 draft framework.
- The Council requests the IPHC make a presentation to the Council on the Commission's MSE process and progress to date.

AMENDMENT TO MOTION: Mr. Tweit moved to include the following research topic and was seconded by Mr. Long.

- Evaluation of potential ecosystem-level impacts of alternative methods to index halibut PSC limits based on yield or spawning potential.

VOTE ON AMENDMENT: Amendment passed no objection December 14, 2015 9:51 a.m.

AMENDMENT TO MOTION: Mr. Balsiger moved the following and was seconded by Mr. Fields.

Under Section 3 add the following topic:

- Pursue formation of a joint Council/IPHC committee comprised of IPHC Commissioners and Council members to pursue issues raised in the framework.

VOTE ON AMENDMENT: Amendment passed no objection December 14, 2015 10:08 a.m.

AMENDMENT TO MOTION: Mr. Tweit moved the following and was seconded by Mr. Cross.

Under Section 3, bullet 4 ~~strike~~ the following:

- Form a ~~joint Council and IPHC halibut~~ committee comprised of the three US Commissioners and three Council members, for the purpose described in the December 2015 draft framework.

VOTE ON AMENDMENT: Amendment passed no objection December 14, 2015 10:09 a.m.

VOTE ON MOTION: Motion passed no objection December 14, 2015 10:09 a.m.

D4 HALIBUT/SABLEFISH IFQ PROGRAM REVIEW

The Council heard a presentation from NPFMC staff Sarah Marrinan. No actions were taken.

D1 GOA TRAWL BYCATCH MANAGEMENT WORKPLAN

The Council heard a presentation from NPFMC staff Sam Cunningham. No actions were taken.

D3 AREA 4 HALIBUT LEASING OPTIONS FOR CDQ VESSELS

The Council heard both a presentation and IFQ Committee Report from NPFMC staff Sarah Marrinan. The following actions were taken:

Mr. Kinneen made the following motion and was seconded by Mr. Down:

The Council adopts the following purpose and need statement and alternatives for analysis:

The Community Development Quota (CDQ) Program was established to provide an opportunity to eligible western Alaska communities to invest and participate in BSAI fisheries. Among the species CDQ groups are allocated, Pacific halibut is of primary importance to many resident small-boat fishermen for providing employment and income in many of the member communities. Most small vessels fishing halibut CDQ generally do not fish halibut IFQ, and recent years of low abundance have created hardships for participating CDQ halibut fishermen. In times of low halibut catch limits, additional opportunity for CDQ groups to lease and use halibut IFQ for fishing in Areas 4B and 4CDE may benefit resident CDQ fishermen without undermining the goals of the halibut IFQ Program.

Alternative 1. No Action

Alternative 2. Allow CDQ Groups to lease halibut IFQ in Areas 4B, 4C, and 4D in years of low halibut catch limits in regulatory Areas 4B and 4CDE. Any IFQ transferred to a CDQ group under this provision would be added to their available halibut CDQ, for use by

residents with a halibut CDQ permit and a CDQ hired master permit. No vessel over 51 feet LOA would be eligible to harvest the leased IFQ, and vessels would have to comply with IFQ use restrictions. (Options below are not mutually exclusive.)

Option 1. Defining 'low catch limits' for the purpose of allowing leases. Designation of low catch limits is independently determined for Areas 4B and 4CDE. The threshold for designating a year of low halibut catch limit in each area is less than (separate suboptions may be selected for Area 4B and Area 4CDE):

- Suboption 1. 1 million pounds
- Suboption 2. 1.3 million pounds
- Suboption 3. 1.5 million pounds

Option 2. IFQ class designations do not apply when the IFQ is being leased by a CDQ group.

Option 3. Leased Area 4D IFQ may be fished in Area 4E.

Option 4. Any Area 4B, 4C, or 4D catcher vessel QS purchased after December 14, 2015 may not be leased as IFQ to CDQ groups under this action for a period of (suboption: 3 years, 4 years, 5 years).

AMENDMENT TO MOTION: Mr. Merrill moved the following and was seconded by Mr. Long.

Under Alternative 2 insert **(in bold)** the following language:

Any IFQ transferred to a CDQ group under this provision would be added to their available halibut CDQ, **intended** for use by residents with a halibut CDQ permit and a CDQ hired master permit.

VOTE ON AMENDMENT: Amendment passed unanimously December 14, 2015 3:32 p.m.

AMENDMENT TO MOTION: Mr. Merrill moved the following and was seconded by Mr. Tweit.

Under Alternative 2, Option 1 ~~strike~~ and insert **(in bold)** the following:

Option 4. Any Area 4B, 4C, or 4D catcher vessel QS ~~purchased~~ **transferred** after December 14, 2015 may not be leased as IFQ to CDQ groups under this action for a period of (suboption: 3 years, 4 years, 5 years).

VOTE ON AMENDMENT: Amendment passed unanimously December 14, 2015 3:33 p.m.

VOTE ON MOTION: Motion passed unanimously December 14, 2015 3:34 p.m.

D5 AFA PROGRAM REVIEW

The Council heard a presentation from NPFMC staff Jon McCracken. No actions were taken.

D6 ENFORCEMENT PRECEPTS

The Council heard a presentation from CAPT Phillip Thorne, Will Ellis and John Streifel. No actions were taken.

E1 STAFF TASKING

The Council heard a presentation from NPFMC Executive Director Chris Oliver. The following actions were taken:

Ms. Kimball made the following motion and was seconded by Mr. Kinneen:

The Council recommends the SOC undertake emergency rulemaking pursuant to the petition submitted by the Inter-cooperative Exchange, to waive the 30% Individual Processing Quota use caps for custom processing of crab delivered under the 2015/2016 Eastern and Western Bering Sea Tanner crab catcher vessel owner (A share) Individual Fishing Quota.

VOTE ON MOTION: Motion passed 9/1 (Mr. Balsiger voting in opposition) December 15, 2015 11:24 a.m.

Mr. Cross made the following motion and was seconded by Mr. Long:

I move that the Council initiate a crab rationalization program regulatory amendment to add Bairdi to the list of species for which custom processing arrangements do not count against the IPQ use cap.

VOTE ON MOTION: Motion passed unanimously December 15, 2015 11:28 a.m.

Mr. Down made the following motion and was seconded by Mr. Hyder:

Council directs staff to complete a discussion paper on the effects of increased state GHLL for Pacific cod in the state Area O (Bering Sea) fishery including the expansion of the state Area O fishery on the federal fishery and federal fishery participants since 2013.

Discussion paper to review the following elements:

- **Economic impacts:**

Discussion of current 2014-2015 Pacific cod ABC levels as well as impacts on the federal and state waters participants had the current state GHL in the Bering Sea been in place in lower years of abundance such as ABC levels in 2010 or the time series in 2007-2010.

- **Biological Impacts:**

Discussion and comparison of distribution, proportion, and magnitude of removals over time in the historical distribution areas in the federal fishery waters compared to the Area O GHL fishery (including localized areas within the newly expanded Area O Pacific cod fishery).

- **Regulatory / Enforcement impacts:**

Discussion of observer coverage change, VMS use, enforcement of fisheries regulations and impacts on WDPS ESA listed Stellar Sea Lion measures related to the harvest of Pcod allocation in the newly expanded Bogoslof Area.

- **Ownership Analysis:**

Discussion of and comparison by vessel and by state residence, ownership of effected vessels in the federal fishery and ownership of participants in the state Area O Bering sea fishery.

- **Safety Analysis:**

Discussion of safety at sea implications from the shift in effort (as a result of the reallocation) shifting effort from larger vessels to smaller <58' vessels.

- **Uncaught GHL:**

Discussion of impacts including economic effects of stranded fish and absence of "roll-over" ability with state GHL vs. Federally allocated resources.

- **Quality Impacts:**

Discussion and comparisons to changes in net economic benefits to the nation, ex –vessel value changes in allocation portions from CDQ, CV trawl and CP hook-and-line to CV Pot.

- **Over-capitalization Analysis:**

Discussion and analysis of vessel capacity in the both the federal fishery (with LLP and endorsements) and the GHL fishery (CFEC card only; no limited entry) in years of higher EBS p-cod abundance and ABCs as well as in years of lower EBS p-cod.

VOTE ON MOTION: Motion failed 4/6 (Mr. Balsiger, Mr. Cotton, Mr. Kinneen, Mr. Long, Mr. Mezirow, and Mr. Hull voting in opposition) December 15, 2015 12:05 p.m.

Mr. Mezirow made the following motion and was seconded by Ms. Kimball:

The Council requests that staff provide a short discussion paper of feasible measures to limit the use of Charter Halibut Permits (CHPs) by persons who are not the permit holder ("leasing"), including a potential requirement for annual CHP renewal. The paper should include the following data by non-transferable and transferable permits, by area:

- the number of unused CHPs since the CHPs were first issued and the number of CHPs that were not used in each calendar year
- the number of CHPs used annually by a person other than the owner of the CHP
- the number of CHPs that have been used by more than one person during a calendar year

VOTE ON MOTION: Motion passed no objection December 15, 2015 12:17 p.m.

COUNCIL APPOINTMENTS

The Council made two new appointments to serve three-year terms on the Advisory Panel: Angel Drobniak, Renewable Energy and Fisheries Liaison with Aleutian Pribilof Islands Community Development Association, and Ben Stevens, Director of the Hunting and Fishing Task Force for Tanana Chiefs Conference. Other members reappointed to serve three-year terms on the Panel are: Art Nelson, Paddy O'Donnell (one-year term), Daniel Donich, John Gruver, Craig Lowenberg, and Joel Peterson.

The Council appointed Jason Gasper of NMFS to fill a seat on the SSC vacated by retiring Lew Queirolo. The Council noted Lew's 9 years on the SSC, and over 40 years managing Alaska's fisheries, and wished him well in his new venture.

THE COUNCIL ADJOURNED ON TUESDAY DECEMBER 15, 2015 AT 12:21 P.M.

Attachment 1

Species	Area	2015			Catch 11/28/2015	2016			2017		
		OFL	ABC	TAC		OFL	ABC	TAC	OFL	ABC	TAC
Pollock	BS	3,330,000	1,637,000	1,310,000	1,320,371	3,910,000	2,090,000	1,340,000	3,540,000	2,019,000	1,340,643
	AI	36,005	29,659	19,000	915	39,075	32,227	19,000	44,455	36,664	19,000
	Bogoslof	21,200	15,900	100	755	31,800	23,850	500	31,800	23,850	500
Pacific cod	BS	346,000	255,000	240,000	212,871	390,000	255,000	238,680	412,000	270,000	238,680
	AI	23,400	17,600	9,422	9,064	23,400	17,600	12,839	23,400	17,600	12,839
Sablefish	BS	1,575	1,333	1,333	209	1,304	1,151	1,151	1,241	1,052	1,052
	AI	2,128	1,802	1,802	431	1,766	1,557	1,557	1,681	1,423	1,423
Yellowfin sole	BSAI	266,400	248,800	149,000	126,120	228,100	211,700	144,000	219,200	203,500	144,000
Greenland turbot	BSAI	3,903	3,172	2,648	2,201	4,194	3,462	2,873	7,416	6,132	2,873
	BS	n/a	2,448	2,448	2,090	n/a	2,673	2,673	n/a	4,734	2,673
	AI	n/a	724	200	113	n/a	789	200	n/a	1,398	200
Arrowtooth flounder	BSAI	93,856	80,547	22,000	11,141	94,035	80,701	14,000	84,156	72,216	14,000
Kamchatka flounder	BSAI	10,500	9,000	6,500	4,987	11,100	9,500	5,000	11,700	10,000	5,000
Rock sole	BSAI	187,600	181,700	69,250	45,442	165,900	161,000	57,100	149,400	145,000	57,100
Flathead sole	BSAI	79,419	66,130	24,250	11,139	79,562	66,250	21,000	77,544	64,580	21,000
Alaska plaice	BSAI	54,000	44,900	18,500	14,536	49,000	41,000	14,500	46,800	39,100	14,500
Other flatfish	BSAI	17,700	13,250	3,620	2,397	17,414	13,061	2,500	17,414	13,061	2,500
Pacific ocean perch	BSAI	42,558	34,988	32,021	31,361	40,529	33,320	31,900	38,589	31,724	31,490
	BS	n/a	8,771	8,021	7,917	n/a	8,353	8,000	n/a	7,953	7,953
	EAI	n/a	8,312	8,000	7,861	n/a	7,916	7,900	n/a	7,537	7,537
	CAI	n/a	7,723	7,000	6,775	n/a	7,355	7,000	n/a	7,002	7,000
	WAI	n/a	10,182	9,000	8,808	n/a	9,696	9,000	n/a	9,232	9,000
Northern rockfish	BSAI	15,337	12,488	3,250	7,251	14,689	11,960	4,500	14,085	11,468	4,500
Blackspotted/Rougheye	BSAI	560	453	349	178	693	561	300	855	694	300
	EBS/EAI	n/a	149	149	63	n/a	179	100	n/a	216	100
	CAI/WAI	n/a	304	200	115	n/a	382	200	n/a	478	200
Shortraker rockfish	BSAI	690	518	250	153	690	518	200	690	518	200
Other rockfish	BSAI	1,667	1,250	880	677	1,667	1,250	875	1,667	1,250	875
	BS	n/a	695	325	178	n/a	695	325	n/a	695	325
	AI	n/a	555	555	499	n/a	555	550	n/a	555	550
Atka mackerel	BSAI	125,297	106,000	54,500	53,268	104,749	90,340	55,000	99,490	85,840	55,000
	EAI/BS	n/a	38,492	27,000	26,343	n/a	30,832	28,500	n/a	29,296	28,500
	CAI	n/a	33,108	17,000	16,672	n/a	27,216	16,000	n/a	25,860	16,000
	WAI	n/a	34,400	10,500	10,253	n/a	32,292	10,500	n/a	30,684	10,500
Skates	BSAI	49,575	41,658	25,700	26,421	50,215	42,134	26,000	47,674	39,943	26,000
Sculpins	BSAI	52,365	39,725	4,700	4,744	52,365	39,725	4,500	52,365	39,725	4,500
Sharks	BSAI	1,363	1,022	125	100	1,363	1,022	125	1,363	1,022	125
Squids	BSAI	2,624	1,970	400	2,364	6,912	5,184	1,500	6,912	5,184	1,500
Octopuses	BSAI	3,452	2,589	400	419	3,452	2,589	400	3,452	2,589	400
TOTAL		4,769,174	2,848,454	2,000,000	1,889,515	5,323,974	3,236,662	2,000,000	4,935,349	3,143,135	2,000,000

FINAL 2016 AND 2017 ABC SURPLUS, COMMUNITY DEVELOPMENT QUOTA (CDQ) ABC RESERVES, AND AMENDMENT 80 ABC RESERVES IN THE BSAI FOR FLATHEAD SOLE, ROCK SOLE, AND YELLOWFIN SOLE

[Amounts are in metric tons]

Sector	2016 Flathead sole	2016 Rock sole	2016 Yellowfin sole	2017 Flathead sole	2017 Rock sole	2017 Yellowfin sole
ABC	66,250	161,100	211,700	64,580	145,000	203,500
TAC	21,000	57,100	144,000	21,000	57,100	144,000
ABC surplus	45,250	104,000	67,700	43,580	87,900	59,500
ABC reserve	45,250	104,000	67,700	43,580	87,900	59,500
CDQ ABC reserve	4,842	11,128	7,244	4,663	9,405	6,367
Amendment 80 ABC reserve	40,408	92,872	60,456	38,917	78,495	53,134
Alaska Groundfish Cooperative for 2016 ¹	4,145	22,974	24,019	n/a	n/a	n/a
Alaska Seafood Cooperative for 2016 ¹	36,263	69,898	36,437	n/a	n/a	n/a

¹ The 2017 allocations for Amendment 80 species between Amendment 80 cooperatives and the Amendment 80 limited access sector will not be known until eligible participants apply for participation in the program by November 1, 2016.

TABLE 14-FINAL 2016 AND 2017 APPORTIONMENT OF PROHIBITED SPECIES CATCH ALLOWANCES TO NON-TRAWL GEAR, THE CDQ PROGRAM, AMENDMENT 80, AND THE BSAI TRAWL LIMITED ACCESS SECTORS

PSC species and area ¹	Non-trawl PSC remaining after CDQ PSQ ²	Total trawl PSC	Trawl PSC remaining after CDQ PSQ ²	CDQ PSQ reserve ²	Amendment 80 sector ³	BSAI trawl limited access fishery
Halibut mortality (mt) BSAI	710	2,805	n/a	315	1,745	745
Herring (mt) BSAI	n/a	2,631	n/a	n/a	n/a	n/a
Red king crab (animals) Zone 1	n/a	97,000	86,621	10,379	43,293	26,489
C. <u>opilio</u> (animals) COBLZ	n/a	4,708,314	4,204,524	503,790	2,066,524	1,351,334
C. <u>bairdi</u> crab (animals) Zone 1	n/a	830,000	741,190	88,810	312,115	348,285
C. <u>bairdi</u> crab (animals) Zone 2	n/a	2,520,000	2,250,360	269,640	532,660	1,053,394

¹Refer to § 679.2 for definitions of zones.

²The PSQ reserve for crab species is 10.7 percent of each crab PSC limit.

Note: Sector apportionments may not total precisely due to rounding.

TABLE 15-FINAL 2016 AND 2017 HERRING AND RED KING CRAB SAVINGS SUBAREA PROHIBITED SPECIES CATCH ALLOWANCES FOR ALL TRAWL SECTORS

Fishery Categories	Herring (mt) BSAI	Red king crab (animals) Zone 1
Yellowfin sole	179	n/a
Rock sole/flathead sole/other flatfish ¹	29	n/a
Greenland turbot/arrowtooth flounder/Kamchatka flounder/sablefish	19	n/a
Rockfish	13	n/a
Pacific cod	40	n/a
Midwater trawl pollock	2,151	n/a
Pollock/Atka mackerel/other species ^{2,3}	199	n/a
Red king crab savings subarea non-pelagic trawl gear ⁴	n/a	24,250
Total trawl PSC	2,631	97,000

¹ "Other flatfish" for PSC monitoring includes all flatfish species, except for halibut (a prohibited species), arrowtooth flounder, flathead sole, Greenland turbot, Kamchatka flounder, rock sole, and yellowfin sole.

² Pollock other than pelagic trawl pollock, Atka mackerel, and "other species" fishery category.

³ "Other species" for PSC monitoring includes skates, sculpins, sharks, squids, and octopuses.

⁴ In December 2015 the Council recommended that the red king crab bycatch limit for non-pelagic trawl fisheries within the RKCSS be limited to 25 percent of the red king crab PSC allowance (see § 679.21(e)(3)(ii)(B)(2)).

Note: Species apportionments may not total precisely due to rounding.

TABLE 16—FINAL 2016 AND 2017 PROHIBITED SPECIES BYCATCH ALLOWANCES FOR THE BSAI TRAWL LIMITED ACCESS SECTOR

BSAI trawl limited access fisheries	Prohibited species and area				
	Halibut mortality (mt) BSAI	Red King crab (animals) Zone 1	<i>C. opilio</i> (animals) COBLZ	<i>C. bairdi</i> (animals)	
				Zone 1	Zone 2
Yellowfin sole	150	23,338	1,273,886	293,234	1,005,879
Rock sole/flathead sole/other flatfish ²	0	0	0	0	0
Greenland turbot/arrowtooth flounder/Kamchatka flounder/sablefish	0	0	0	0	0
Rockfish April 15 - December 31	4	0	2,104	0	849
Pacific cod	391	2,954	54,298	50,816	42,424
Pollock/Atka mackerel/other species ³	200	197	21,046	4,235	4,242
Total BSAI trawl limited access PSC	745	26,489	1,351,334	348,285	1,053,394

¹ Refer to § 679.2 for definitions of areas.

² “Other flatfish” for PSC monitoring includes all flatfish species, except for halibut (a prohibited species), flathead sole, Greenland turbot, rock sole, yellowfin sole, Kamchatka flounder, and arrowtooth flounder.

³ “Other species” for PSC monitoring includes skates, sculpins, sharks, squids, and octopuses.

Note: Seasonal or sector apportionments may not total precisely due to rounding.

TABLE 17—FINAL 2016 AND 2017 HALIBUT PROHIBITED SPECIES BYCATCH ALLOWANCES FOR NON-TRAWL FISHERIES

Halibut mortality (mt) BSAI				
Non-trawl fisheries	Seasons	Catcher/processor	Catcher vessel	All Non-Trawl
Pacific cod	Total Pacific cod	648	13	n/a
	January 1-June 10	388	9	n/a
	June 10-August 15	162	2	n/a
	August 15-December 31	98	2	n/a
Non-Pacific cod non-trawl- Total	May 1-December 31	n/a	n/a	49
Groundfish pot and jig	n/a	n/a	n/a	Exempt
Sablefish hook-and-line	n/a	n/a	n/a	Exempt
Total for all non-trawl PSC	n/a	n/a	n/a	710

Note: Seasonal or sector apportionments may not total precisely due to rounding.

TABLE 14-FINAL 2016 AND 2017 APPORTIONMENT OF PROHIBITED SPECIES CATCH ALLOWANCES TO NON-TRAWL GEAR, THE CDQ PROGRAM, AMENDMENT 80, AND THE BSAI TRAWL LIMITED ACCESS SECTORS

PSC species and area ¹	Total non-trawl PSC	Non-trawl PSC remaining after CDQ PSQ ²	Total trawl PSC	Trawl PSC remaining after CDQ PSQ ²	CDQ PSQ reserve ²	Amendment 80 sector ³	BSAI trawl limited access fishery
Halibut mortality (mt) BSAI	900	832	3,675	3,349	393	2,325	875
Herring (mt) BSAI	n/a	n/a	2,631	n/a	n/a	n/a	n/a
Red king crab (animals) Zone 1	n/a	n/a	97,000	86,621	10,379	43,293	26,489
C. <u>opilio</u> (animals) COBLZ	n/a	n/a	4,708,314	4,204,524	503,790	2,066,524	1,351,334
C. <u>bairdi</u> crab (animals) Zone 1	n/a	n/a	830,000	741,190	88,810	312,115	348,285
C. <u>bairdi</u> crab (animals) Zone 2	n/a	n/a	2,520,000	2,250,360	269,640	532,660	1,053,394

¹Refer to § 679.2 for definitions of zones.

²Section 679.21(e)(3)(i)(A)(2) allocates 326 mt of the trawl halibut mortality limit and § 679.21(e)(4)(i)(A) allocates 7.5 percent, or 67 mt, of the non-trawl halibut mortality limit as the PSQ reserve for use by the groundfish CDQ program. The PSQ reserve for crab species is 10.7 percent of each crab PSC limit.

³The Amendment 80 program reduced apportionment of the trawl PSC limits by 150 mt for halibut mortality and 20 percent for crab. These reductions are not apportioned to other gear types or sectors.

Note: Sector apportionments may not total precisely due to rounding.

TABLE 15-FINAL 2016 AND 2017 HERRING AND RED KING CRAB SAVINGS SUBAREA PROHIBITED SPECIES CATCH ALLOWANCES FOR ALL TRAWL SECTORS

Fishery Categories	Herring (mt) BSAI	Red king crab (animals) Zone 1
Yellowfin sole	179	n/a
Rock sole/flathead sole/other flatfish ¹	29	n/a
Greenland turbot/arrowtooth flounder/Kamchatka flounder/sablefish	19	n/a
Rockfish	13	n/a
Pacific cod	40	n/a
Midwater trawl pollock	2,151	n/a
Pollock/Atka mackerel/other species ^{2,3}	199	n/a
Red king crab savings subarea non-pelagic trawl gear ⁴	n/a	24,250
Total trawl PSC	2,631	97,000

¹ "Other flatfish" for PSC monitoring includes all flatfish species, except for halibut (a prohibited species), arrowtooth flounder, flathead sole, Greenland turbot, Kamchatka flounder, rock sole, and yellowfin sole.

² Pollock other than pelagic trawl pollock, Atka mackerel, and "other species" fishery category.

³ "Other species" for PSC monitoring includes skates, sculpins, sharks, squids, and octopuses.

⁴ In December 2015 the Council recommended that the red king crab bycatch limit for non-pelagic trawl fisheries within the RKCSS be limited to 25 percent of the red king crab PSC allowance (see § 679.21(e)(3)(ii)(B)(2)).

Note: Species apportionments may not total precisely due to rounding.

TABLE 17—FINAL 2016 AND 2017 HALIBUT PROHIBITED SPECIES BYCATCH ALLOWANCES FOR NON-TRAWL FISHERIES

Halibut mortality (mt) BSAI				
Non-trawl fisheries	Seasons	Catcher/processor	Catcher vessel	All Non-Trawl
Pacific cod	Total Pacific cod	648	13	n/a
	January 1-June 10	388	9	n/a
	June 10-August 15	162	2	n/a
	August 15-December 31	98	2	n/a
Non-Pacific cod non-trawl- Total	May 1-December 31	n/a	n/a	49
Groundfish pot and jig	n/a	n/a	n/a	Exempt
Sablefish hook-and-line	n/a	n/a	n/a	Exempt
Total for all non-trawl PSC	n/a	n/a	n/a	710

Note: Seasonal or sector apportionments may not total precisely due to rounding.

TABLE 17—FINAL 2016 AND 2017 HALIBUT PROHIBITED SPECIES BYCATCH ALLOWANCES FOR NON-TRAWL FISHERIES

Halibut mortality (mt) BSAI				
Non-trawl fisheries	Seasons	Catcher/processor	Catcher vessel	All Non-Trawl
Pacific cod	Total Pacific cod	760	15	n/a
	January 1-June 10	455	10	n/a
	June 10-August 15	190	3	n/a
	August 15-December 31	115	2	n/a
Non-Pacific cod non-trawl- Total	May 1-December 31	n/a	n/a	58
Groundfish pot and jig	n/a	n/a	n/a	Exempt
Sablefish hook-and-line	n/a	n/a	n/a	Exempt
Total for all non-trawl PSC	n/a	n/a	n/a	833

Note: Seasonal or sector apportionments may not total precisely due to rounding.

Attachement 11

Attachment 1 - TAC Recommendations for OFL and ABC (metric tons) for 2016 and 2017

(Page 1)

Species	Area	2016			2017		
		OFL	ABC	TAC	OFL	ABC	TAC
Pollock	W (61)	n/a	56,494	56,494	n/a	55,657	55,657
	C (62)	n/a	124,927	124,927	n/a	123,078	123,078
	C (63)	n/a	57,183	57,183	n/a	56,336	56,336
	WYAK	n/a	9,348	9,348	n/a	9,209	9,209
	Subtotal	322,858	254,310	247,952	289,937	250,544	244,280
	EYAK/SEO	13,226	9,920	9,920	13,226	9,920	9,920
	Total	336,084	264,230	257,872	303,163	260,464	254,200
Pacific Cod	W	n/a	40,503	28,352	n/a	34,998	24,499
	C	n/a	49,312	36,984	n/a	42,610	31,958
	E	n/a	8,785	6,589	n/a	7,592	5,693
	Total	116,700	98,600	71,925	100,800	85,200	62,150
Sablefish	W	n/a	1,272	1,272	n/a	1,163	1,163
	C	n/a	4,023	4,023	n/a	3,678	3,678
	WYAK	n/a	1,475	1,475	n/a	1,348	1,348
	SEO	n/a	2,317	2,317	n/a	2,118	2,118
	Total	10,326	9,087	9,087	9,825	8,307	8,307
Shallow-Water Flatfish	W	n/a	20,851	13,250	n/a	19,159	13,250
	C	n/a	19,242	19,242	n/a	17,680	17,680
	WYAK	n/a	3,177	3,177	n/a	2,919	2,919
	EYAK/SEO	n/a	1,094	1,094	n/a	1,006	1,006
	Total	54,520	44,364	36,763	50,220	40,764	34,855
Deep-Water Flatfish	W	n/a	186	186	n/a	187	187
	C	n/a	3,495	3,495	n/a	3,516	3,516
	WYAK	n/a	2,997	2,997	n/a	3,015	3,015
	EYAK/SEO	n/a	2,548	2,548	n/a	2,563	2,563
	Total	11,102	9,226	9,226	11,168	9,281	9,281
Rex Sole	W	n/a	1,315	1,315	n/a	1,318	1,318
	C	n/a	4,445	4,445	n/a	4,453	4,453
	WYAK	n/a	766	766	n/a	767	767
	EYAK/SEO	n/a	967	967	n/a	969	969
	Total	9,791	7,493	7,493	9,810	7,507	7,507
Arrowtooth Flounder	W	n/a	28,183	14,500	n/a	28,659	14,500
	C	n/a	107,981	75,000	n/a	109,804	75,000
	WYAK	n/a	37,368	6,900	n/a	37,999	6,900
	EYAK/SEO	n/a	12,656	6,900	n/a	12,870	6,900
	Total	219,430	186,188	103,300	196,714	189,332	103,300
Flathead Sole	W	n/a	11,027	8,650	n/a	11,080	8,650
	C	n/a	20,211	15,400	n/a	20,307	15,400
	WYAK	n/a	2,930	2,930	n/a	2,944	2,944
	EYAK/SEO	n/a	852	852	n/a	856	856
	Total	42,840	35,020	27,832	43,060	35,187	27,850

Sources: 2015 OFLs, ABCs, and TACs are from harvest specifications adopted by the Council in December 2014; 2016 OFLs, ABCs, and TACs are from the harvest specifications adopted by the Council in December 2015, 2014 catches through December 31, 2014 and 2015 catches through November 7, 2015 from AKR Catch Accounting.

Attachement 11

Attachment 1 - TAC Recommendations for OFL and ABC (metric tons) for 2016 and 2017

(Page 2)

Species	Area	2016			2017		
		OFL	ABC	TAC	OFL	ABC	TAC
Pacific Ocean Perch	W	n/a	2,737	2,737	n/a	2,709	2,709
	C	n/a	17,033	17,033	n/a	16,860	16,860
	WYAK	n/a	2,847	2,847	n/a	2,818	2,818
	W/C/WYAK	26,313	22,617	22,617	26,045	22,387	22,387
	SEO	2,118	1,820	1,820	2,096	1,802	1,802
	Total	28,431	24,437	24,437	28,141	24,189	24,189
Northern Rockfish	W	n/a	457	457	n/a	430	430
	C	n/a	3,547	3,547	n/a	3,338	3,338
	E	n/a	4	-	n/a	4	-
	Total	4,783	4,004	4,004	4,501	3,768	3,768
Shortraker Rockfish	W	n/a	38	38	n/a	38	38
	C	n/a	301	301	n/a	301	301
	E	n/a	947	947	n/a	947	947
	Total	1,715	1,286	1,286	1,715	1,286	1,286
Dusky Rockfish	W	n/a	173	173	n/a	159	159
	C	n/a	4,147	4,147	n/a	3,791	3,791
	WYAK	n/a	275	275	n/a	251	251
	EYAK/SEO	n/a	91	91	n/a	83	83
	Total	5,733	4,686	4,686	5,253	4,284	4,284
Rougheye and Blackspotted Rockfish	W	n/a	105	105	n/a	105	105
	C	n/a	707	707	n/a	705	705
	E	n/a	516	516	n/a	515	515
	Total	1,596	1,328	1,328	1,592	1,325	1,325
Demersal shelf rockfish	Total	364	231	231	364	231	231
Thornyhead Rockfish	W	n/a	291	291	n/a	291	291
	C	n/a	988	988	n/a	988	988
	E	n/a	682	682	n/a	682	682
	Total	2,615	1,961	1,961	2,615	1,961	1,961
Other Rockfish	W/C	n/a	1,534	1,534	n/a	1,534	1,534
	WYAK	n/a	574	574	n/a	574	574
	EYAK/SEO	n/a	3,665	200	n/a	3,665	200
	Total	7,424	5,773	2,308	7,424	5,773	2,308
Atka mackerel	Total	6,200	4,700	2,000	6,200	4,700	2,000
Big Skate	W	n/a	908	908	n/a	908	908
	C	n/a	1,850	1,850	n/a	1,850	1,850
	E	n/a	1,056	1,056	n/a	1,056	1,056
	Total	5,086	3,814	3,814	5,086	3,814	3,814
Longnose Skate	W	n/a	61	61	n/a	61	61
	C	n/a	2,513	2,513	n/a	2,513	2,513
	E	n/a	632	632	n/a	632	632
	Total	4,274	3,206	3,206	4,274	3,206	3,206
Other Skates	GOA-wide	2,558	1,919	1,919	2,558	1,919	1,919
Sculpins	GOA-wide	7,338	5,591	5,591	7,338	5,591	5,591
Sharks	GOA-wide	6,020	4,514	4,514	6,020	4,514	4,514
Squids	GOA-wide	1,530	1,148	1,148	1,530	1,148	1,148
Octopuses	GOA-wide	6,504	4,878	4,878	6,504	4,878	4,878
	Total	892,962	727,684	590,809	815,875	708,629	573,872

Sources: 2014 OFLs, ABCs, and TACs are from harvest specifications adopted by the Council in December 2013; 2015 OFLs, ABCs, and TACs are from the harvest specifications adopted by the Council in December 2014, 2014 catches through December 31, 2014 and 2015 catches through November 7, 2015 from AKR Catch Accounting.

Attachment 12

Recommended Halibut DMRs

Non-CDQ			
BSAI		GOA	
Gear/Target	DMR	Gear/Target	DMR
Trawl		Trawl	
Atka mack	82	Bottom poll	58
Bottom poll	81	Pacific cod	62
Pacific cod	66	Dpwtr flats	62
Other Flats	63	Shallwtr flats	66
Rockfish	83	Rockfish	65
Flathead sole	72	Flathead sole	67
Midwtr poll	88	Midwtr poll	65
Rock sole	86	Sablefish	59
Sablefish	66	Arr. fldr	76
Turbot	82	Rex sole	72
Arr. Fldr	84		
Yellowfin sole	84		
Pot		Pot	
Pacific cod	9	Pacific cod	15
Longline		Longline	
Pacific cod	9	Pacific cod	10
Rockfish	9	Rockfish	10
Turbot	11		

CDQ	
BSAI	
Gear/Target	DMR
Trawl	
Atka mack	82
Bottom poll	86
Pacific cod	87
Rockfish	70
Flathead sole	79
Midwater poll	90
Rock sole	86
Turbot	89
Yellowfin sole	85
Pot	
Pacific cod	1
Sablefish	41
Longline	
Pacific cod	10
Turbot	10

Final 2016 and 2017 GOA Harvest Specifications

Final 2016 and 2017 Pacific Halibut PSC Limits, Allowances, and Apportionments
(Values are in metric tons)

Trawl gear			Hook-and-line gear ¹				
			Other than DSR			DSR	
Season	Percent	Amount ²	Season	Percent	Amount	Season	Amount
January 20 - April 1	27.5	469	January 1 - June 10	86	220	January 1 - December 31	9
April 1 - July 1	20	341	June 10 - September 1	2	5		
July 1 - September 1	30	512	September 1 - December 31	12	31		
September 1 - October 1	7.5	128					
October 1 - December 31	15	256					
Total		1,706			256		9

¹ The Pacific halibut PSC limit for hook-and-line gear is allocated to the demersal shelf rockfish (DSR) fishery and fisheries other than DSR. The hook-and-line IFQ sablefish fishery is exempt from halibut PSC limits, as are pot and jig gear for all groundfish fisheries.

Final 2016 and 2017 Seasonal Apportionments of the Pacific Halibut PSC Limit Apportioned Between the Trawl Gear Shallow-Water and Deep-Water Species Fisheries
(Values are in metric tons)

Season	Shallow-water	Deep-water ¹	Total
January 20 - April 1	384	85	469
April 1 - July 1	85	256	341
July 1 - September 1	171	341	512
September 1 - October 1	128	Any remainder	128
Subtotal, January 20 - October 1	768	682	1,450
October 1 - December 31 ²			256
Total			1,706

¹ Vessels participating in cooperatives in the Rockfish Program will receive 191 mt of the third season (July 1 through September 1) deep-water species fishery halibut PSC apportionment.

² There is no apportionment between trawl shallow-water and deep-water species fisheries during the fifth season (October 1 through December 31).

Final 2016 and 2017 Apportionments of the "Other hook-and-line fisheries" Halibut PSC Allowance
Between the Hook-and-Line Gear Catcher Vessel and Catcher/Processor Sectors
(Values are in metric tons)

"Other than DSR" allowance	Hook-and-line sector	Sector annual amount	Season	Seasonal percentage	Sector seasonal amount
256	Catcher Vessel	140	January 1 - June 10	86	120
			June 10 - September 1	2	3
			September 1 - December 31	12	17
	Catcher/Processor	116	January 1 - June 10	86	100
			June 10 - September 1	2	2
			September 1 - December 31	12	14

**C3 GOA P. cod and Pollock Adjustments
December 2015**

Final 2016 and 2017 Gulf of Alaska Pacific cod ABCs, TACs and State Guideline Harvest Levels (GHLs) in metric tons.

2016	Specifications	Western	Central	Eastern	Total
	ABC	40,503	49,312	8,785	98,600
	State GHL	12,151	12,328	2,196	26,675
	(%)	30	25	25	25-30
	Federal TAC	28,352	36,984	6,589	71,925

2017	Specifications	Western	Central	Eastern	Total
	ABC	34,998	42,610	7,592	85,200
	State GHL	10,499	10,653	1,898	23,050
	(%)	30	25	25	25-30
	Federal TAC	24,499	31,958	5,694	62,150

Final 2016 and 2017 Gulf of Alaska pollock ABC and State PWS GHL in metric tons.

2016	Specifications	ABC	GHL or TAC	(%)
	PWS	254,310	6,358	2.5
	Areas 610-640		247,952	97.5
	Total		254,310	100

2017	Specifications	ABC	GHL or TAC	(%)
	PWS	250,544	6,264	2.5
	Areas 610-640		244,280	97.5
	Total		250,544	100

TIME LOG
North Pacific Fishery Management Council
Meeting held in Anchorage, Alaska
December 7 – 15, 2015

Wednesday December 9, 2015

12/09/2015 08:10:55 AM Call to Order
12/09/2015 08:11:55 AM Welcoming of Aaron Martin
12/09/2015 08:12:43 AM Emergency Action under B2 (this is a change to the agenda item)
12/09/2015 08:12:12 AM Duncan Fields moves to approve

B1 REPORTS

12/09/2015 08:15:06 AM Executive Director's Reports – Chris Oliver
12/09/2015 08:28:15 AM Lew Queirolo's farewell speech
12/09/2015 08:30:27 AM **B2 NMFS Management Report** - Glen Merrill
12/09/2015 08:40:34 AM **B2 BSAI NMFS Report** - Mary Furuness
12/09/2015 09:25:24 AM **B2 GOA NMPFS Report**
12/09/2015 10:02:32 AM Break
12/09/2015 10:25:34 AM **B3 ADF&G Report** - Karla Bush
12/09/2015 11:06:29 AM **B4 NOAA Enforcement Report** - Will Ellison
12/09/2015 11:23:42 AM **B5 USCG Report** – Alanna McGovern
12/09/2015 11:31:54 AM **B6 USFWS Report** - Aaron Martin
12/09/2015 11:38:23 AM **B7 Protected Species Report** - Steve MacLean & Doug Demaster
12/09/2015 11:51:58 AM Lunch Break
12/09/2015 01:10:47 PM **B – All Public Testimony**
12/09/2015 01:10:47 PM Jake Jacobsen & Joe Sullivan
12/09/2015 01:30:53 PM John Iani
12/09/2015 01:39:38 PM James Mize et al
12/09/2015 01:49:12 PM Henry Mitchell
12/09/2015 02:12:16 PM Break

C1 AM 80 COOPERATIVE REPORTS

12/09/2015 02:24:27 PM AM 80 Coop Reports - Jon McCracken
12/09/2015 02:28:21 PM Amendment 80 Avoidance Plan - Mark Fina & Jason Anderson
12/09/2015 04:29:12 PM Amendment 80 Avoidance Plan - Bill Orr, Arne Fuglvog & Marybeth Tooley
12/09/2015 04:42:34 PM **C1 Public Testimony**
12/09/2015 04:42:34 PM Simeon Swetzof Jr.
12/09/2015 04:45:20 PM Adjourn for the day

Thursday December 10, 2015

C2 BSAI GROUND FISH HARVEST SPECIFICATIONS

12/10/2015 08:09:21 AM Call to Order
12/10/2015 08:09:49 AM BSAI Groundfish Harvest Specifications - Diana Stram
12/10/2015 09:03:36 AM AFSC Ecosystem Considerations Report - Stephani Zador
12/10/2015 10:13:27 AM Break
12/10/2015 10:38:25 AM BSAI Plan Team Report - Jim Ianelli & Dana Hanselman
12/10/2015 11:41:40 AM SSC Report BSAI Specs - Farron Wallace
12/10/2015 11:53:19 AM Lunch Break
12/10/2015 01:08:43 PM AP Report - Matt Upton
12/10/2015 01:20:56 PM **C2 Public Testimony**
12/10/2015 01:21:13 PM Brent Paine
12/10/2015 01:27:10 PM Stephanie Madsen
12/10/2015 01:31:52 PM Vince O'Shea
12/10/2015 01:33:10 PM Chad See and Dave Little
12/10/2015 01:41:06 PM Chris Woodley & Todd Loomis
12/10/2015 01:47:19 PM Bill Orr
12/10/2015 01:52:49 PM Heather McCarty & Jeff Kauffman
12/10/2015 01:59:35 PM Linda Behnken & Shannon Carroll
12/10/2015 02:05:44 PM Simeon Swetozof & Mateo Paz-Soldan
12/10/2015 02:11:44 PM Paul Olson
12/10/2015 02:14:32 PM Mary Beth Tooley
12/10/2015 02:18:08 PM Henry Mitchell
12/10/2015 02:22:34 PM Mike Hyde
12/10/2015 02:28:43 PM Donna Parker
12/10/2015 02:32:19 PM Arnie Fuglvog
12/10/2015 02:46:36 PM Break
12/10/2015 03:15:34 PM **Craig Cross Motion** on BSAI Specs
12/10/2015 04:08:28 PM **Duncan Fields Motion** on Harvest Specs - Bycatch
12/10/2015 04:17:35 PM **Simon Kinneen Motion** on Ecosystem Indicators
12/10/2015 04:27:05 PM **Nicole Kimball Motion** on Stock Structure
12/10/2015 04:42:20 PM Adjourn for the day

Friday December 11, 2015

C3 GOA GROUND FISH HARVEST SPECIFICATIONS AND HALIBUT DMRS

12/11/2015 08:16:22 AM Call to Order
12/11/2015 08:16:22 AM GOA Specs - Farron Wallace
12/11/2015 09:24:12 AM Break
12/11/2015 09:41:28 AM AFSC Presentation Jim Ianelli & Jon Heifetz
12/11/2015 10:43:52 AM NPFMC Staff Presentation- Jim Armstrong
12/11/2015 11:07:35 AM AP Report - Ernie Weiss
12/11/2015 11:10:33 AM **C3 Public Testimony**
12/11/2015 11:10:33 AM Julie Bonney

12/11/2015 11:12:03 AM Break
12/11/2015 11:26:23 AM **Craig Cross Motion** – GOA Specs and TAC’s
12/11/2015 11:50:47 AM Lunch Break

C4 GOA CHINOOK SALMON PSC REAPPORTIONMENT

12/11/2015 01:07:32 PM NPFMC Staff Presentation - Sam Cunningham
12/11/2015 02:25:11 PM **C4 Public Testimony**
12/11/2015 02:26:51 PM Bob Krueger
12/11/2015 02:33:21 PM Lori Swanson
12/11/2015 02:35:24 PM Rob Sanderson
12/11/2015 02:47:49 PM Paul Olson
12/11/2015 02:53:17 PM Shannon Carroll
12/11/2015 02:56:37 PM Beth Stewart
12/11/2015 02:59:32 PM Don Ashley
12/11/2015 03:05:50 PM Vince O’Shea
12/11/2015 03:13:11 PM Julie Bonney
12/11/2015 03:33:43 PM Break
12/11/2015 03:57:33 PM **Nicole Kimball Motion**
12/11/2015 04:53:48 PM Adjourn for the day

Saturday December 12, 2015

C5 CHARTER HALIBUT MANAGEMENT MEASURES FOR 2016

12/12/2015 08:36:37 AM Call to Order
12/12/2015 08:38:47 AM Charter Halibut Presentation - Scott Meyer
12/12/2015 09:27:32 AM Charter Halibut Implementation Committee – Steve MacLean
12/12/2015 09:42:41 AM AP Report - Ernie Weiss
12/12/2015 09:49:41 AM Break
12/12/2015 10:07:52 AM **C5 Public Testimony**
12/12/2015 10:09:21 AM Judy Brakel
12/12/2015 10:18:54 AM Tim Cashman
12/12/2015 10:28:38 AM Ryan Makinster
12/12/2015 10:32:08 AM Gary Ault
12/12/2015 10:37:38 AM Nate Smith
12/12/2015 10:40:58 AM Ben Martin
12/12/2015 10:43:38 AM JR Tapia
12/12/2015 10:49:16 AM Mark Clemens
12/12/2015 10:55:04 AM Carl Hughes
12/12/2015 11:00:25 AM Peter Mooney
12/12/2015 11:05:08 AM Henry Mitchell
12/12/2015 11:09:05 AM Tom Gemmell
12/12/2015 11:10:41 AM Ann Bayes
12/12/2015 11:16:48 AM Break
12/12/2015 11:26:00 AM **Andy Mezirow Motion**
12/12/2015 11:47:53 AM Lunch Break

C6 CHARTER HALIBUT RQE PROGRAM & CHARTER HALIBUT PERMIT

12/12/2015 01:05:13 PM	NPFMC Staff Presentation – Sarah Marrinan
12/12/2015 02:42:31 PM	RQE Committee Report – Steve MacLean
12/12/2015 02:48:31 PM	Break
12/12/2015 03:10:15 PM	AP Report – Ernie Weiss
12/12/2015 03:20:20 PM	C6 Public Testimony
12/12/2015 03:22:27 PM	Tom Ohaus (out of order)
12/12/2015 03:32:38 PM	Jim Martin (out of order)
12/12/2015 03:38:23 PM	Nate Smith (out of order)
12/12/2015 03:43:05 PM	Ann Bayes (out of order)
12/12/2015 03:45:54 PM	Gary Ault (out of order)
12/12/2015 03:48:50 PM	Mark Clemens (out of order)
12/12/2015 03:54:26 PM	Martin Spargo (out of order)
12/12/2015 03:58:04 PM	Bruce Gabrys
12/12/2015 04:05:00 PM	Kiril Basargin (out of order)
12/12/2015 04:08:07 PM	Selivon Basargin (out of order)
12/12/2015 04:12:07 PM	Adjourn for the day

Sunday December 13, 2015

C6 CHARTER HALIBUT RQE PROGRAM & CHARTER HALIBUT PERMIT Cont.

12/13/2015 08:37:51 AM	C6 Public Testimony Cont.
12/13/2015 08:39:47 AM	Richard Yamada
12/13/2015 08:45:52 AM	Alexus Kwachka
12/13/2015 08:51:43 AM	Bob Alverson
12/13/2015 09:00:36 AM	Judy Brakel
12/13/2015 09:07:32 AM	Ryan Makinster
12/13/2015 09:15:46 AM	Carter Hughes
12/13/2015 09:22:36 AM	Henry Mitchell
12/13/2015 09:26:56 AM	Carolyn Nichols
12/13/2015 09:30:17 AM	Malcolm Milne
12/13/2015 09:39:28 AM	Carina Nichols
12/13/2015 09:48:35 AM	Megan O’Neil
12/13/2015 09:52:59 AM	Linda Behnken & Dan Falvey
12/13/2015 10:05:54 AM	Ryan Nichols
12/13/2015 10:09:57 AM	Jeff Stephan
12/13/2015 10:23:40 AM	Jeff Farvour
12/13/2015 10:28:27 AM	Tom Gemmell
12/13/2015 10:35:25 AM	Steve Zernia (out of order)
12/13/2015 10:39:30 AM	Break
12/13/2015 11:06:44 AM	Andy Mezirow Motion
12/13/2015 12:07:53 PM	Lunch Break

C7 BERING SEA FISHERY ECOSYSTEM PLAN

12/13/2015 01:26:55 PM	NPFMC Staff Presentation - Diana Evans
12/13/2015 02:03:19 PM	Ecosystem Committee Report - Steve MacLean
12/13/2015 02:14:42 PM	C7 Public Testimony
12/13/2015 02:14:25 PM	Steve Marx
12/13/2015 02:21:24 PM	Becca Robbins Gisclair
12/13/2015 02:27:07 PM	Chad See
12/13/2015 02:32:48 PM	Bill Tweit Motion
12/13/2015 02:50:25 PM	Nicole Kimball Motion
12/13/2015 02:55:07 PM	Break

C9 BIOMASS-BASED BSAI HALIBUT PSC LIMITS

12/13/2015 03:12:38 PM	Dr. Bruce Leaman & Dr. Steve Martell Presentation
12/13/2015 04:50:49 PM	Break
12/13/2015 05:06:31 PM	AP Report - Matt Upton
12/13/2015 05:08:18 PM	C9 Public Testimony
12/13/2015 05:09:53 PM	John Gauvin
12/13/2015 05:19:14 PM	Simeon Swetzof/Mateo Paz Soldan
12/13/2015 05:23:42 PM	Linda Behnken
12/13/2015 05:28:46 PM	Carolyn Nichols
12/13/2015 05:32:26 PM	Mark Fina
12/13/2015 05:38:09 PM	Heather McCarty and Jeff Kauffman
12/13/2015 05:46:11 PM	Rob Sanderson Jr.
12/13/2015 05:51:15 PM	Simon Kinneen Motion
12/13/2015 06:06:39 PM	Adjourn for the day

Monday December 14, 2015

C8 HALIBUT MANAGEMENT FRAMEWORK

12/14/2015 08:05:36 AM	Call to Order
12/14/2015 08:09:31 AM	NPFMC Staff Presentation - Chris Oliver
12/14/2015 08:30:05 AM	Bruce Leaman IPHC Presentation
12/14/2015 08:34:59 AM	AP Report - Matt Upton
12/14/2015 08:43:32 AM	C8 Public Testimony
12/14/2015 08:43:51 AM	Mark Fina
12/14/2015 09:04:34 AM	Shannon Carroll et al.
12/14/2015 09:17:45 AM	John Gauvin
12/14/2015 09:24:48 AM	Break
12/14/2015 09:41:30 AM	Simon Kinneen Motion
12/14/2015 09:55:28 AM	Jim Balisger Amendment to Motion
12/14/2015 10:10:34 AM	Break

D4 HALIBUT/SABLEFISH IFQ PROGRAM REVIEW

12/14/2015 10:21:24 AM NPFMC Sarah Marrinan & NMFS SeaGrant Marysia Szymkowiak
12/14/2015 10:48:11 AM **D4 Public Testimony**
12/14/2015 10:48:26 AM Carolyn Nichols
12/14/2015 10:50:44 AM Linda Behnken
12/14/2015 10:56:46 AM Glenn Reed
12/14/2015 11:05:19 AM Break

D1 GOA TRAWL BYCATCH MANAGEMENT WORKPLAN

12/14/2015 11:08:34 AM NPFMC Staff Sam Cunningham & Darrell Brannan
12/14/2015 12:03:45 PM Lunch Break
12/14/2015 01:10:37 PM **D1 Public Testimony**
12/14/2015 01:11:44 PM Glenn Reed
12/14/2015 01:27:06 PM Beth Stewart
12/14/2015 01:32:38 PM Ernie Weiss
12/14/2015 01:36:31 PM Bob Krueger
12/14/2015 01:45:21 PM Julie Bonney

D3 AREA 4 HALIBUT LEASING OPTIONS FOR CDQ VESSELS

12/14/2015 02:11:26 PM NPFMC Staff Presentation - Sarah Marrinan
12/14/2015 02:41:52 PM Break
12/14/2015 02:52:56 PM IFQ Committee Report - Sarah Marrinan
12/14/2015 02:54:59 PM AP Report – Ernie Weiss
12/14/2015 02:59:40 PM **D3 Public Testimony**
12/14/2015 03:00:10 PM Malcolm Milm
12/14/2015 03:02:33 PM Angel Drobnica, Jeff Kauffman, Heather McCarty
12/14/2015 03:15:25 PM Linda Behnken
12/14/2015 03:18:15 PM Lenny Herzog
12/14/2015 03:21:06 PM **Simon Kinneen Motion**

D5 AFA PROGRAM REVIEW

12/14/2015 03:34:45 PM NPFMC Staff Presentation - Jon McCracken
12/14/2015 03:56:25 PM **D5 Public Testimony**
12/14/2015 03:56:31 PM Stephanie Madsen
12/14/2015 04:07:22 PM Adjourn for the day

Tuesday December 15, 2015

D6 ENFORCEMENT PRECEPTS – ENFORCEMENT COMMITTEE REPORT

12/15/2015 08:08:25 AM Presentation CAPT Phillip Thorne, Will Ellis, John Streifel
12/15/2015 08:53:50 AM **D6 Public Testimony**
12/15/2015 08:53:50 AM George Hutchings
12/15/2015 09:00:59 AM Break

E1 STAFF TASKING

12/15/2015 09:11:07 AM NPFMC Staff Report - Chris Oliver
12/15/2015 09:29:43 AM AP Report - Ernie Weiss
12/15/2015 09:32:38 AM **E1 Public Testimony**
12/15/2015 09:32:55 AM William Norman
12/15/2015 09:41:35 AM Joe Sullivan
12/15/2015 09:48:59 AM John Gauvin
12/15/2015 09:54:55 AM George Hutchings
12/15/2015 09:57:59 AM Chad See, Henry Mitchell, Frank Kelty
12/15/2015 10:16:00 AM Annika Saltman & Mike Szymanski
12/15/2015 10:19:38 AM Beth Stewart
12/15/2015 10:28:29 AM Bob Krueger
12/15/2015 10:30:50 AM Chris Woodley and Mark Fina
12/15/2015 10:44:05 AM Jimmy Hurley Sr.
12/15/2015 10:50:54 AM Break
12/15/2015 11:20:27 AM **Nicole Kimball Motion**
12/15/2015 11:26:24 AM **Craig Cross Motion**
12/15/2015 11:41:13 AM **Kenny Down Motion**
12/15/2015 12:09:37 PM **Andy Mezirow Motion**
12/15/2015 12:17:32 PM SSC and AP Appointments
12/15/2015 12:21:17 PM Meeting Adjourned

Dan Hull
Chairman
Chris Oliver
Executive Director

605 W 4th, Ste 306
Anchorage, AK 99501
(907) 271-2809
(907) 271-2817

www.npfmc.org



News & Notes

North Pacific Fishery Management Council

December 2015



Photo: Kana Best

Council Appointments

The Council made two new appointments to serve three-year terms on the Advisory Panel: Angel Drobnika, Renewable Energy and Fisheries Liaison with Aleutian Pribilof Islands Community Development Association, and Ben Stevens, Director of the Hunting and Fishing Task Force for Tanana Chiefs Conference. Other members reappointed to serve three-year terms on the Panel are: Art Nelson, Paddy O'Donnell (one-year term), Daniel Donich, John Gruver, Craig Lowenberg, and Joel Peterson. The Council appointed Jason Gasper of NMFS to fill a seat on the SSC vacated by retiring Lew Queirolo. The Council noted Lew's 9 years on the SSC, and over 40 years managing Alaska's fisheries, and wished him well in his new venture.



The Council presented Lew with a plaque thanking him for his service.

Charter Halibut Recreational Quota Entity

The Council approved a motion for the continued consideration of the development of a Recreational Quota Entity (RQE) program by requesting a second Initial Review at a subsequent meeting. The Council amended the purpose and need statement of action, as well as some of the alternative and options in response to input from its advisory bodies and public comments.

In this proposed action, the Council is considering allowing for a qualified non-profit entity to purchase and hold commercial QS for use by the guided angler sector as a whole. An RQE(s) QS holdings as of October 1 each year would be the basis to estimate IFQ pounds to add to the estimated guided recreational allocation under the catch sharing plan for the upcoming year. This amount would be used to set the halibut charter management measures for the subsequent year and would be maintained for the duration of the fishing year. An RQE could transfer QS back to qualified individuals in the commercial sector, with QS retaining its area, class, and block designations.

The alternative to allow for the development of an RQE includes a number of options restricting the amount of QS that could be transferred to an RQE to be used on behalf of guided anglers. Proposed restrictions include annual transfer limits, total transfer limits, and restrictions on the purchase of certain QS vessel classes and/or blocked QS. Responding to public testimony requesting the Council focus around the ranges of transfer restrictions set in the Guided Angler Fish (GAF)

program, the Council amended the motion to consider total transfer restrictions of between 5 to 20% of commercial QS (or each QS vessel class of QS) based on the total QS pool in 2015 (rather than 10 to 40%). The Council also tasked staff to consider the mechanics of a concept by which the GAF transfer restrictions are reduced in accordance with RQE quota holdings to meet a cumulative limit.

Future analysis was directed to evaluate the use of RQE QS holdings in the event that the charter sector had reached the recreational bag limits of the unguided halibut sport fishery in either area. The motion listed several options for moving QS in the event of "surplus QS" in the halibut charter sector.

The motion also listed several detailed elements of consideration for the formation of an RQE. Implications of allowing such an entity, in part depend on the structure of that entity. The Council's motion begins to detail the type of organizational structure this program would require. The Council does not have justification over the avenues of funding that may be considered by this entity; however, the Council specifies some limits on the use of funds acquired by the non-profit. The Council directed the analysis to evaluate the effects of transferring commercial IFQ shares to the charter sector on observer fee revenues, IFQ administrative fees, and other related expenses.

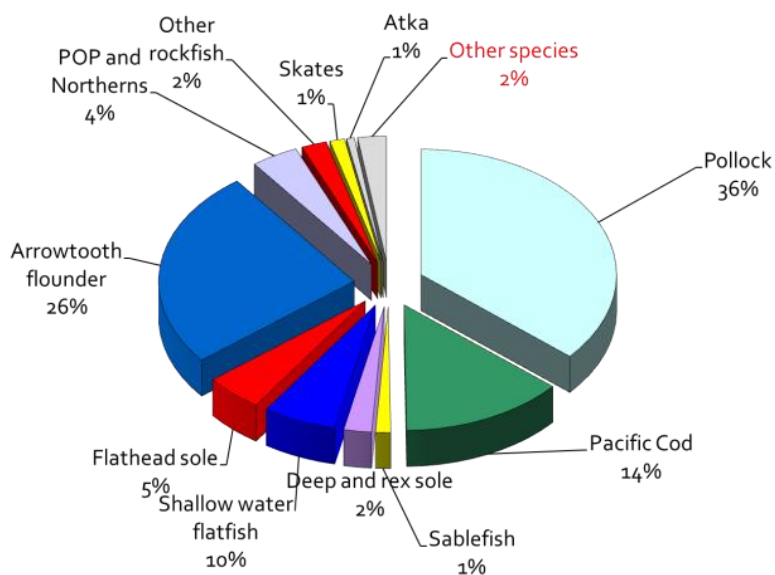
The Council changed the third alternative, originally focused on the retirement of latent Charter Halibut Permits. In future iterations of the analysis, Alternative 3 will consider allowing an RQE to purchase and hold a percentage of the Charter Halibut Permits in each area. This alternative would be able to respond to the variation of halibut abundance and angler demand more directly than an action to retire permits with no option of reissuance. Staff contact is Sarah Marrinan.

GOA Groundfish Specifications

The Council approved the Gulf of Alaska Groundfish Stock Assessment and Fishery Evaluation (SAFE) report and also recommended final GOA groundfish catch specifications for the 2016 and 2017 fishing years. The updated Ecosystem Considerations portion of the SAFE included an Ecosystem Report Card for the GOA for the first time. As part of the Council's specification process, detailed stock assessment results including model performance and estimated OFL and ABC for 2016-2017 were reviewed by the Council's Scientific and Statistical Committee. The sum of all of the Council's recommended GOA ABCs increased by 6% compared with 2015. The increase was primarily driven by increases in the pollock ABC (+30%). Biomass declines were indicated for the northern rockfish (-20%), rex sole (-18%), and sablefish (-14%) stocks.

Where estimable, abundances of all GOA groundfish species except sablefish are above target stock size. The abundances of Atka mackerel, squids, sharks, and octopuses are unknown.

For most stocks the Council set TACs equal to ABCs. Exceptions included Pacific cod where area TACs consist of ABC reduced by 25% (EGOA and CGOA) or 30% (WGOA) to account for harvest designated from the state-managed fishery. Similarly, the pollock TAC in W/CWYAK was reduced by 2.5% to account for the GHF in Prince William Sound. Additional instances where TAC was set less than ABC include shallow-water flatfish (WGOA), arrowtooth flounder (GOA wide), flathead sole (W and C GOA), other rockfish (EYAK/SEO), and Atka mackerel. All of the GOA specifications for 2016-2017 are posted on the Council's website.



Percentage breakouts of 2016 ABCs by species and stock complexes.

Source Dr. Jim Ianelli.

Prohibited Species Catch Limits:

In accordance with established reductions, the Council also adopted halibut PSC limit apportionments by season and gear for 2016-2017. Amendment 95 to the GOA Groundfish FMP initiated reductions in halibut PSC limits that were applied to certain sectors. According to the reduction schedule put in place by the Council, the phased in reductions are now complete, and so for 2016 and 2017, the groundfish trawl sector and groundfish catcher vessel (CV) hook-and-line gear sector PSC limits reflect 15% reductions, and the catcher/processor (CP) hook-and-line gear sector PSC limit reflects a 7% reduction.

The Council-recommended OFLs, ABCs and TACs for 2016 and 2017, as well as the SAFE report for GOA groundfish, the Ecosystem Considerations Chapter and the Economic SAFE report are on the Council's website. Staff contact is Jim Armstrong.

Halibut DMRs

As part of the specification process, the Council also established halibut discard mortality rates (DMRs) for use by NMFS in-season management for the 2016-2017 fishing years. These DMRs are applied to halibut discards that occur in the groundfish fisheries for both the BSAI and GOA regions and reflect the estimated percentage of halibut discards that die for each target fishery. Importantly, a halibut DMR working group will investigate improved methods for estimating DMRs in 2016 and the current DMRs are expected to be replaced for the 2017 fishing year. A discussion paper explaining new DMR estimation methods is planned for the Council's April 2016 meeting.

BSAI Harvest Specifications

The Council adopted the BSAI Groundfish SAFE report and annual catch limits based on recommendations from its advisory committees. The sum of the total allowable catches (TACs) or quotas for all BSAI groundfish is 2 million t for 2016 and 2017. The TACs were set below the sum of the recommended ABCs. The sum of the recommended ABCs for 2016 and 2017 are 3,236,662 t and 3,143,135 t, respectively. The primary increase from previous years is due to EBS pollock. The abundances of EBS pollock, EBS Pacific cod, all rockfishes managed under Tier 3, and all flatfishes except Greenland turbot managed under Tiers 1 or 3 are projected to be above B_{MSY} or the B_{MSY} proxy of $B_{35\%}$ in 2016. The abundances of three stocks are projected to be below $B_{35\%}$ for 2016: AI pollock by about 2 percent, sablefish by about 4 percent, and Greenland turbot by about 30 percent. Overall, the status of the stocks continues to appear favorable. Nearly all stocks are above their target biomass size (B_{MSY}). The sum of the biomasses for 2016 represents an 11% increase from 2015.

The Council established the annual ABC reserve for three flatfish species, northern rock sole, flathead sole and yellowfin sole. The

Council established the entire ABC surplus as the ABC reserve. This ABC surplus is used to allow for more efficiency in the harvest of these flatfish species. The Council also adopted revised PSC limits for crab stocks, Pacific halibut, and herring including apportionments where applicable.

The Council established the annual ABC reserve for three flatfish species, northern rock sole, flathead sole and yellowfin sole. The Council established the entire ABC surplus as the ABC reserve. This ABC surplus is used to allow for more efficiency in the harvest of these flatfish species. The Council also adopted revised PSC limits for crab stocks, Pacific halibut, and herring including apportionments where applicable.

In conjunction with specifications, the Council had extensive discussions regarding halibut bycatch in various fisheries. The Council moved to explicitly state that it will continue to take into consideration groundfish species halibut bycatch rates, the potential effects of groundfish harvest on directed halibut fisheries, and the health of the halibut resource, recognizing a shared responsibility with the IPHC to maintain the viability of halibut commercial, sport, and personal use fisheries, and the communities dependent upon them. The Council continues to consider bycatch of other species as well such as salmon, crab and herring.

The Council moved to request that the Plan Team and AFSC, in conjunction with the IPHC develop ecosystem indicators for BSAI and GOA halibut for inclusion in the Ecosystem Considerations chapter of the annual SAFE report. A draft ecosystem report card for halibut will be prepared for review by the Plan Teams in September 2016.

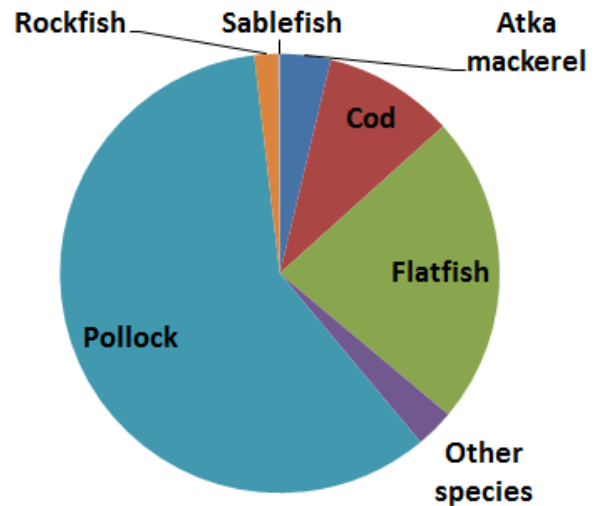


Figure 1 Relative breakouts of biomass of major species groups in the BSAI

The final BSAI groundfish harvest specifications will be published as a final rule in the Federal Register by late February/early March 2016. They will replace the current 2016 harvest specifications that were adopted by the Council in December 2014. Groundfish specifications for 2016-2017 as well as additional motions related to halibut indicators and consideration in TAC-setting are available on the Council's website. Staff Contact is Diana Stram.

Bering Sea and Aleutian Islands

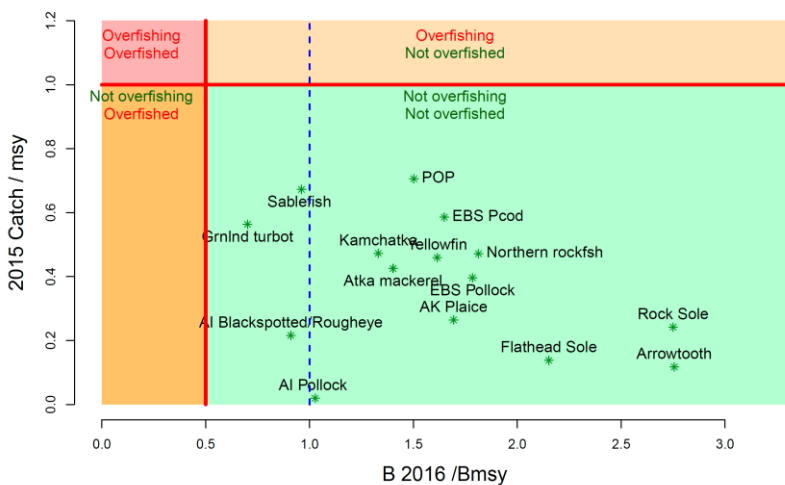


Figure 2 Summary of Bering Sea stock status next year (spawning biomass relative to Bmsy; horizontal axis) and current year catch relative to fishing at Fmsy (vertical axis).

Spatial and Stock Structure Management

The Council received a report from an internal workgroup of Plan Team, SSC and NMFS RO members regarding issues of clarification on the Council's Spatial Management and Stock Structure Policy as well as recommendation for application of this policy to BSAI Blackspotted/Rougheye rockfish in 2016. The Council moved to clarify several issues per

request of the Joint Plan Teams and the workgroup. For BSAI BS/RE management, the Council supports use of the maximum subarea species catch (MSSC) for WAI BS/RE in 2016. The Council requests the workgroup describe the exploitation rate of WAI BS/RE, and other appropriate metrics to describe the impact of fisheries on WAI BS/RE. A public meeting will be convened by April 2016 to solicit public input on those or other options for consideration in the 2017 specifications with a report evaluating these tools prepared for Plan Team review in September and Council consideration in October. Staff contact is Diana Stram.

Enforcement Considerations

At this meeting, the Council was presented an updated paper providing guidance on enforcement considerations for management of North Pacific fisheries. At the December 2014 meeting, the Council tasked the Enforcement Committee to review its April 2005 "Enforcement Considerations for NOAA Fisheries and North Pacific Fishery Management Council" document to include advance VMS features, where appropriate, in the matrix of different management measures noted in the paper. In addition, the Council also tasked the Enforcement Committee to review other enforcement considerations in other regions to determine if there are other enforcement tools that might be of use for the North Pacific. Since December 2014, the Enforcement Committee has worked to update the enforcement consideration document to include the VMS advance features and other enforcement considerations from other regions. In addition, the document has been revised to reflect an updated Alaska regional enforcement perspective.

Fisheries are in a continual state of change and require the Council and NMFS to respond to these changes through development of and modifications to Fishery Management Plans and their implementing regulations. Involving enforcement personnel in the rulemaking process is essential, but sometimes it is difficult to include enforcement on every conference call and at every meeting. With that in mind, the law enforcement considerations document, which is based on the collective experience from NOAA Fisheries Enforcement, U.S. Coast Guard, and State of Alaska is a resource for the Council and Agency staff. Staff contact is Jon McCracken.

GOA Trawl Chinook PSC Reapportionment

The Council took final action, recommending a preferred alternative that allows NMFS inseason managers to reapportion Chinook salmon PSC between the GOA pollock and non-pollock trawl sectors. Reapportionments would be made in small incremental amounts, and managers would carefully consider projected effort, PSC rates, and fleet behavior in each affected sector. The objective of this action is to provide managers with flexibility to keep groundfish fisheries open in some cases where they would otherwise have closed due to the attainment of a PSC hard cap. In aggregate, the recommended alternative would not allow the number of Chinook salmon intercepted by GOA trawl vessels to exceed the limits established under Amendments 93 and 97. Furthermore, the action would not allow for annual GOA salmon PSC to exceed the current allowable maximum of 32,500 fish, which is set below the amount that triggers reconsultation on how the GOA groundfish fisheries affect salmon and other species that are protected under the Endangered Species Act.

The Council selected three options under the action alternative. The first option prohibits reapportionment of Chinook PSC from the CV sector to the CP sector. The Council noted that most GOA CPs already fish under a cooperative structure (Amendment 80 sector), and thus have additional self-management tools to minimize PSC. The CP sector would still have some performance-based flexibility in its annual PSC limit through the "uncertainty buffer" provision in Amendment 97. The second option limits the amount of reapportioned PSC that each of the three CV sectors could receive; in effect, no sector could fish under an annual hard cap that is greater than 150% of the limit established for it in Amendment 93 (pollock) or 97 (non-pollock). This option reflects the Council's intent that reapportionments are made to keep a sector open in the event of unexpectedly high salmon encounter, and not to allow for PSC usage up to the maximum allowable amount of 32,500 fish. The third option provides additional flexibility to inseason managers in the timing and amount of the existing rollover provision that moves PSC from the Rockfish Program CV sector to the non-pollock CV sector. Currently, that rollover must

occur on October 1, and the amount is predetermined. This action allows managers to account for contingencies in the timing of Rockfish Program effort and the amount of Chinook PSC that the sector has encountered in a particular year. Staff contact is Sam Cunningham.

Halibut Management Framework

In June 2015 the Council initiated development of a halibut management Framework, as a strategic planning document to help organize and facilitate halibut related research, improve coordination with IPHC activities, and generally guide the Council's achievement of management objectives related to the halibut fisheries, particularly halibut bycatch. A first draft was reviewed by the Council in October 2015, and a second draft (based on Council direction in October) was reviewed at the December 2015 meeting in Anchorage. Following input from stakeholders, and initial comments from the IPHC, the Council passed a motion providing additional direction for development of the Framework, which includes identification of five primary management objectives, six (initial) priority research issues, and a number of actions intended to strengthen communication and coordination with the IPHC.

Among the action items was formation of a Halibut Management Committee comprised of the three U.S. IPHC Commissioners and three Council members (TBD) designed to facilitate formation of domestic positions regarding halibut. This Committee may meet prior to the IPHC annual meeting, which begins on January 25, 2015. The Council also will pursue formation of a Joint Council/IPHC Committee, which could include Canadian as well as U.S. Commissioners, to provide more direct and formal communication between the Council and the Commission. The full text of the Council's motion is attached. Staff contact for this item is Chris Oliver.

Call for Nominations

The Council is soliciting nominations to fill vacancies in three committees: the Recreational Quota Entity Committee (a charter representative of Area 2C); the Charter Halibut Committee (a representative of Area 2C); and the IFQ Committee (a processor representative). If you are interested in one of these vacancies, please submit a letter of interest by January 22 to npfmc.comments@noaa.gov.

Amendment 80 Halibut Avoidance

At this meeting, the Council reviewed the Amendment 80 halibut avoidance program for the 2016 fishing year. In June 2015, the Council requested the program be designed to not just accommodate the revised PSC mortality limit, but to bring savings to levels below the hard cap.

To facilitate the success of the Amendment 80 halibut avoidance program and to ensure sectorwide accountability, both Amendment 80 cooperatives work cooperatively to develop a single program for all Amendment 80 vessels adopted as inter-cooperative agreement. As noted in the 2016 halibut avoidance plan, the overarching goal is to ensure that the Amendment 80 fleet uses the best available operational practices to avoid halibut and reduce halibut mortality. Key elements in the avoidance program include establishing performance standards to identify outlier vessels, and financial penalties and halibut PSC forfeiture provisions to improve accountability at the vessel level. The avoidance program is intended to ensure all Amendment 80 vessels and companies meet similar performance standards, have strong incentives to reduce halibut mortality, and adhere to the best practices for halibut avoidance. Ultimately, the halibut avoidance program is designed not just to accommodate the revised hard caps, but to bring savings to levels below the hard cap. The halibut avoidance program also addresses specific requests from the Council during the June 2015 meeting:

1. Define halibut avoidance practices on the grounds
2. Increase communication between participating harvesters
3. Provide for sharing of data for performance tracking
4. Provides for use and development of excluders
5. Develop deck sorting program
6. Measures and assess performance at the

Amendment 80 Halibut Usage and Limit

Amendment 80 cooperative	2015 halibut PSC *	2016 halibut PSC limit
Alaska Seafood Cooperative	1,056 mt	1,271 mt
Alaska Groundfish Cooperative	455 mt	474 mt

*Through November 30

- boat and company level
7. Provide incentives for continuous efforts to minimize bycatch
8. Define consequences for substandard performance

Staff contact is Jon McCracken.

AFA Program Review Work Plan

The MSA requires a formal and detailed review of Limited Access Privilege Programs 5 years after the implementation of the program, and thereafter to coincide with scheduled Council review of the relevant fishery management plan (but no less frequently than once every 7 years). In addition, during passage of AFA, Congress anticipated that the Act would result in substantial changes to the businesses and communities that rely on fishing, as well as the natural resources that support those fisheries. To provide a better understanding of the impacts resulting from the Act, Congress required the Council develop a report focused on specific changes brought about by the AFA. Addressing Congress's request, a report on AFA impacts was completed in 2002. Since completion of that report, there has not been a new AFA program review.

At the December meeting, the Council received a work plan to prepare a new AFA program review. The work plan included a brief summary of AFA, information concerning program review requirements, and an annotated table of contents. The purpose of this AFA program review is to provide a history of what has happened in the different fisheries by AFA sectors since 2000. Staff contact is Jon McCracken.

BSAI Abundance Based Halibut PSC limits

Per request, the Council received a report on BSAI abundance based halibut PSC limits from IPHC staff. Following this, the Council moved to initiate an interagency staff workgroup with Council, NMFS, and IPHC staff to identify and evaluate alternative methods to index halibut PSC limits based on halibut abundance. The Council requested that the workgroup describe potential data and management advantages and challenges provided by alternative methods to index halibut PSC limits based on halibut abundance and to evaluate the effects of various assumptions on an abundance based approach, such as those related to natural mortality (by size and age), growth rates, size composition of PSC by sector, and the long-term potential spawning capital of juvenile halibut. The workgroup is to provide recommendations to the Council on abundance-based halibut PSC approaches as soon as possible. Staff contact is Diana Stram.

Bering Sea FEP

The Council has initiated work on a Bering Sea Fishery Ecosystem Plan (FEP). The Council's concept, proposed in a discussion paper prepared with input from the Ecosystem Committee, is to develop a core FEP strategic document identifying Council goals and policies, and forming a structured framework to regularly evaluate and initiate specific analyses or tasks, identified as action modules, to address Council priorities. The FEP framework will provide an opportunity for the Council to develop information and tools that are consistent with ecosystem-based fishery management (EBFM), and will help the Council be able to respond to environmental changes. The Council reiterated their intention for the FEP to be action-informing rather than action-forcing, and anticipates that the FEP will identify incremental improvements to fishery management, rather than a need for complete overhaul. Developing the Bering Sea FEP is consistent with the implementation strategy for the Council's ecosystem vision policy statement, adopted last year.

The motion, which is posted online, simultaneously initiates work both on the core FEP as well as a first action module, an assessment and gap analysis of the Council's current EBFM approach against EBFM best practices. The process for identifying and prioritizing other action modules will be developed as part of the core FEP. Staff will begin work on these documents, including developing recommendations for the constituency of a Bering Sea FEP team and its terms of reference, and an outreach and public involvement plan, to be reviewed by the Ecosystem Committee and the Council. Staff contact is Diana Evans.

IFQ Program Review Scoping Outline

The Halibut/ Sablefish IFQ Program was implemented in 1995, and has yet to be evaluated in a comprehensive program review, as required of all Limited Access Privilege Programs under the Magnuson-Stevens Act. At the December meeting, staff presented a document to the Council and the Council's IFQ Implementation Committee describing a proposed annotated outline for a comprehensive halibut/ sablefish IFQ program review.

The proposed outline relies on a number of guidance documents for establishing the program review scope. Most notably, the workplan is built around the 10 objectives of the IFQ program as identified in the original Supplemental Environmental Impact Statement. The review proposes using quantitative and qualitative analyses to focus on the present status of the fisheries in relation to the 10 objectives and to changes since the implementation of the program. There are potentially numerous ways of organizing the presentation of the important components and issues of the IFQ program. This scoping document suggests the analysts' intent; balancing the task of covering the program in a comprehensive way with the desire to focus on and weave in a discussion of the program objectives in relevant sections.

The Council did not make a motion, but supported the direction of the analytical scope. It mentioned a few recommendations for focus made in the IFQ Implementation Committee that are not necessarily outside of the purview of this review document, but may be better suited for a different type of NMFS or Council analytical document. The Council supported the intent to consider entry-level opportunity as a common discussion point in the analysis, despite it not being an explicit goal laid out in the program objectives.

This outline is the first step in a process to establish direction for a program review. In a subsequent Council meeting, NFMS and Council staff will return with a more detailed workplan, highlighting the type of methods and data that are intended to be used in this review. Additional comment will be solicited from the SSC, AP, Council, to guide the review. Staff contact is Sarah Marrinan.

GOA Trawl Bycatch Management

Staff provided the Council with the requested work plan that maps out a path to the EIS initial review stage, including a timeline of analytical projects and opportunities for public comment. The Council will next review work related to the GOA Trawl Bycatch Management package at its meetings in February (Portland, Oregon) and June (Kodiak, Alaska). In February, the Council will primarily focus on the most recently added alternative (PSC allocations to cooperatives) and issues pertaining to how cooperatives are formed. In June, the Council will discuss the impacts of the various action alternatives on communities, as well as observer issues. The scope of what is discussed in June is not strictly limited, and might evolve after more public discussion of the proposed program in February. Nevertheless, the Council wished to convey its schedule to interested stakeholders so that they may plan to participate in the review process. The work produced for each of these meetings will then be folded into a more comprehensive analysis of the proposed program's impacts, which is likely to be completed in late 2016.

The Council acknowledged the challenge of attending these specific meetings for stakeholders in Western GOA communities, particularly in regards to their planned fishing activity. To be responsive, the Council has scheduled two outreach meetings to take place in Sand Point, Alaska. The first meeting is scheduled for mid-January 2016 (contact NPFMC staff for time/date information). That meeting will allow stakeholders to convey their feedback on the agenda for the February Council meeting. The second meeting will take place in mid-May 2016, serving a similar purpose in preparation for the June Council meeting.

Staff contact is Sam Cunningham.

Bristol Bay Red King Crab EFP

The SSC received a report on an application for an exempted fishing permit (EFP) to allow operators of up to five Alaska Seafood Cooperative (AKSC) non-pelagic trawl catcher/processors to test fish in two subareas of the Bering Sea that are closed to trawl directed fisheries: Reporting Area 516 of Zone 1 closed to all trawl gear and the Red King Crab Savings Area (RKCSA) closed to non-pelagic trawl gear. The purpose of the EFP is to collect data on crab bycatch rates during commercial fishing operations targeting primarily flatfish inside these closed areas as well as adjacent areas that are open to non-pelagic trawling. The objective of the EFP is to evaluate whether flatfish and other groundfish trawling in these closed areas under the existing PSC limits for crab would result in reductions in PSC rates for crab and other species, or a change in overall catch of target species compared with status quo. Following review, the applicants elected to withdraw their EFP from consideration at this time in order to revise the study to address comments from the SSC. The EFP will be revised and resubmitted for review in October 2016. Staff contact is Diana Stram.

IFQ Leasing by CDQ Groups

The Council initiated an analysis to consider allowing CDQ groups to lease halibut IFQ in areas that they currently hold CDQ (i.e., IPHC regulatory Areas 4B and 4CD) in times of low halibut catch limits. In effect, this proposal would allow CDQ groups to lease IFQ for use by residents with a halibut CDQ permit and a CDQ hired master permit, subject to the group's internal halibut management. In this proposed action, no vessel over 51 ft LOA would be eligible to harvest leased IFQ, and vessels would need to comply with IFQ vessel cap restrictions. The forthcoming analysis will consider several levels of "low catch limits" in which this flexibility would be triggered. It will also consider whether QS vessel classes would need to apply for leased IFQ, any concerns that may arise from leased Area 4D IFQ being fished by the CDQ small vessel fleet in Area 4E (similar to the transferability of Area 4D CDQ to Area 4E), and the importance of setting a control date on the acquisition of IFQ that could be leased. This proposed action would be intended for benefiting CDQ residents in times of low halibut abundance, while taking into account the goals of the halibut IFQ program. Staff contact is Sarah Marrinan.

Charter Halibut Management

The Charter Halibut Management Implementation Committee met in October 2015, and again in December 2015 to consider management measures designed to keep the charter halibut harvest within each area's (2C and 3A) 2016 allocation. Management measures recommended by the committee were evaluated by Scott Meyer (ADF&G) to determine their likelihood to keep the charter harvest within the IPHC FCEY identified at the 2015 interim IPHC meeting, 0.847 million pounds in Area 2C and 1.771 million pounds in Area 3A. After receiving the report, recommendations from the Charter Halibut Management Implementation Committee, and members of the public, the Council approved the following charter halibut management measures for recommendation to the International Pacific Halibut Commission for implementation in 2016:

For Area 2c:

- One-fish daily bag limit
- Reverse slot limit of U42" – O80" (must be ≤42" or ≥80")

If the final Area 2C charter allocation is sufficiently higher than the "blue line" to accommodate a change in the reverse slot limit, adjust the size of the lower limit upward to meet the allocation. If the final charter allocation is below the "blue line", the first restriction added would be a 5-fish annual limit, and if further restrictions are needed, adjust the size of the lower limit downward to meet the allocation.

For Area 3A:

- Two-fish daily bag limit
- Maximum size of one of the two fish is 28"
- One trip per day (Use of each charter halibut permit is limited to one charter halibut fishing trip per calendar day. Also limit each vessel to one charter halibut fishing trip per calendar day).
- 4-fish annual limit
- Prohibition on halibut charter fishing on Wednesdays, all year.

If the final Area 3A FCEY is halfway between the 2015 FCEY and the 2016 "blue line", it would equate to a charter allocation of 1.84 million pounds. In this case, the annual limit would increase to 5 fish. If the Area 3A charter allocation is the same as 2015 (1.89 million pounds), the maximum size of one of the two fish would increase to 29" and the annual limit would increase to 5 fish. For both areas, a requirement to would be included to record halibut on the back of the license or harvest record card as an enforcement mechanism for the annual limit. The regulations for GAF remain the same. Staff contact is Steve MacLean.

Upcoming Meetings

EM Workgroup: January 11th (12:30-5p) and 12th (8a-5p), 2015, Hilton Hotel, Anchorage

Crab Plan Team meeting: January 12-13, 2016. Hilton, Anchorage. Agenda posted on Council website.

Crab Modeling Workshop: January 13-15, 2016. Hilton Anchorage. Agenda posted on Council website.

Halibut Management Committee: January 22, TBD

Staff Tasking

In addition to discussing the relative priority of previously tasked projects, the Council initiated several new projects and clarified direction and tasking for its various committees. The Council also took the following actions:

- Recommended that the Secretary take emergency action to waive the 30% Individual Processing Quota use caps for custom processing of crab delivered under the 2015/2016 Eastern and Western Bering Sea Tanner crab catcher vessel owner (a-share) Individual Fishing Quota.
- Initiated preparation of a regulatory amendment to the crab rationalization program to add Tanner crab (*C. bairdi*) to the list of species for which custom processing arrangements do not count against the IPQ use cap.
- Directed staff to prepare a discussion paper on feasible measures to limit the use of Charter Halibut Permits (CHPs) by persons who are not the permit holder ("leasing"), including a potential requirement for annual permit renewal.

C-8 Halibut Management Framework Council motion December 14, 2015

The Council's halibut management framework is a strategic planning document intended to inform and guide the Council in achieving halibut management objectives. As with other strategic planning documents, the halibut management framework can be revised in the future as needed to help guide the Council. The Council requests the following revisions to the halibut management framework.

1. Halibut Framework Objectives

The Council requests that staff incorporate the following objectives in the framework and as appropriate in ongoing BSAI and GOA management actions considered by the Council.

- Manage halibut bycatch in the groundfish fisheries and harvests in the commercial, guided and non-guided recreational, and subsistence fisheries consistent with the Council's MSA conservation objectives.
- Manage halibut bycatch to balance the objectives of directed users and bycatch users in both the BSAI and the GOA.
- Pursue an abundance based approach to managing halibut bycatch and directed harvests in coordination with the IPHC.
- Provide for the sustained participation of historic participants and fishery dependent communities.
- Maintain monitoring and catch accounting programs for halibut users in the BSAI and GOA in order to provide the data necessary for management needs.

2. Research issues

The Council requests the SSC review research topics identified in the research section of the halibut framework in order for the Council to identify priorities. The Council identifies the following research as preliminary priorities:

- Development of the technical methods to index PSC limits to halibut abundance.
- Natural mortality variability with age/size/density to understand the effects of bycatch, wastage, and discards on the spawning biomass.
- Migration of halibut between areas and associated implications for management decisions.
- Discard mortality rates in all fisheries, as well as overall bycatch estimation in all fisheries.
- An integrated decision-making framework that addresses biological, economic, and social issues.
- Evaluation of potential ecosystem-level impacts of alternative methods to index halibut PSC limits based on yield or spawning potential.

3. Coordination and communication with the IPHC

The Council identifies the following actions as important steps to strengthen communications and coordination with the IPHC, to be incorporated into the halibut framework.

- Identify a dedicated staff member to coordinate halibut management issues and liaise with the IPHC.
- Identify Council meetings when updates from the IPHC are the most appropriate and necessary.
- Periodically review the halibut framework at the Council (e.g., target annually).
- Form a Council committee comprised of the three US Commissioners and three Council members, for the purpose described in the December 2015 draft framework.
- The Council requests the IPHC make a presentation to the Council on the Commission's MSE process and progress to date.
- Pursue formation of a joint Council/IPHC committee comprised of IPHC Commissioners and Council members to pursue issues raised in the framework.

DRAFT NPFMC THREE-MEETING OUTLOOK - updated 12/21/2015

February 1-9, 2016 Portland, OR	April 4-12, 2016 Anchorage, AK	June 6-14, 2016 Kodiak, AK
NEPA Training for SSC, AP, and Council Climate Vulnerability Assessment Stock Assessment Prioritization Report Redesignation of SSL CH: Agency progress report (T) GOA Trawl Bycatch Management: Discussion paper Biomass-based BSAI halibut PSC limits: SSC Review (T) Halibut Management Framework: SSC/Council Review Halibut Deck Sorting Scales 2016 EFP: Review Deck Sorting Implementation Industry Workgroup Report (T) BS TLAS YFS Fishery Limited Entry: Discussion Paper Halibut/Sablefish IFQ program review: Review Workplan Observer coverage on BSAI trawl CVs: Final Action EM Analysis: Review Alternatives and Methods GOA tendering activity: Annual Review Observer Tendering: Review Alternatives BSAI snow crab bycatch data evaluation: Disc paper (T) Remove WAI RKC Stocks from FMP: Discussion paper Crab Plan Team Report Crab Modeling Workshop Report (SSC Only) NS RKC OFL/ABC Catch Specifications: Approve Groundfish Policy and Workplan: Eco Cttee Report; Review	Fishery overlap with Pribilof corals: NMFS Report (T) EFH 5-year Review: Review Draft Report (T) Halibut Management Framework: Action as necessary (T) BSAI Halibut Abundance-based PSC: Interagency staff workgroup report Halibut DMRs methodology: Discussion paper Charter Halibut RQE Program: Initial Review (T) Salmon Genetics: Report on recent data Salmon genetics spatial/temporal refinement: Disc Paper Pollock ICA Reports/ IPA Reports Co-op Reports (AFA, Am 80, GOA Rockfish, BSAI Crab) AI groundfish offshore sector limited access, and AI Pcod A/B season split: Discussion paper (T) Scallop SAFE and catch specifications: Approve, PT report Squid to Ecosystem Component Category: Initial Review (T)	GOA Trawl Bycatch Management: Discussion paper Tanner Crab Custom Processing Cap: Initial Review (T) BSAI Crab: Plan team report, OFL/ABC for 3 stocks Area 4 Halibut IFQ Leasing: Initial Review (T) BSAI Crab 10-year Review: Review Report Observer Program Annual Report Observer Tendering: Initial Review (T) Research Priorities: Determine priorities ITEMS BELOW NOT YET SCHEDULED EM Integration: Initial Review (October 2016) Charter Halibut permit leasing: Discussion paper Stock Assessment 101 Training (Oct) Bering Sea FEP: Review Draft FEP Stock Structure Workgroup Report (October) Observer Lead Level 2: Discussion paper Observer Insurance Requirements: Disc paper for Reg Am

AI - Aleutian Islands
 AFA - American Fisheries Act
 BiOp - Biological Opinion
 BSAI - Bering Sea and Aleutian Islands
 BKC - Blue King Crab
 BOF - Board of Fisheries
 CQE - Community Quota Entity
 CDQ - Community Development Quota
 EM - Electronic monitoring
 EFH - Essential Fish Habitat
 EFP - Exempted Fishing Permit
 EIS - Environmental Impact Statement
 FEP - Fishery Ecosystem Plan
 FLL - Freezer longliners
 GOA - Gulf of Alaska
 GKC - Golden King Crab
 GHl - Guideline Harvest Level

HAPC - Habitat Areas of Particular Concern
 IFQ - Individual Fishing Quota
 ICA - Inter-cooperative Agreements
 IPA - Incentive Program Agreements
 LLP - Limited License Plan
 MRA - Maximum Retainable Allowance
 PSC - Prohibited Species Catch
 RKC - Red King Crab
 RQE - Recreational Quota Entity
 SIR - Supplemental Information Report
 SSC - Scientific and Statistical Committee
 SAFE - Stock Assessment and Fishery Evaluation
 SSL - Steller Sea Lion
 TAC - Total Allowable Catch
 TLAS - Trawl Limited Access Sector
 YFS - Yellowfin sole
 VMS - Vessel Monitoring System

Future Meeting Dates and Locations

February 1-9, 2016, Portland
April 4 - 12, 2016, Anchorage
June 6-14, 2016, Kodiak
October 3 -11, 2016 Anchorage
December 5-13, 2016, Anchorage
January 28 – February 7, 2017, Seattle
April 3-11, 2017, Anchorage
June 5-13, 2017, Juneau
October 2-10, 2017, Anchorage
December 4-12, 2017, Anchorage

(T) = Tentative

Attachment 1

Species	Area	2015			Catch 11/28/2015	2016			2017		
		OFL	ABC	TAC		OFL	ABC	TAC	OFL	ABC	TAC
Pollock	BS	3,330,000	1,637,000	1,310,000	1,320,371	3,910,000	2,090,000	1,340,000	3,540,000	2,019,000	1,340,643
	AI	36,005	29,659	19,000	915	39,075	32,227	19,000	44,455	36,664	19,000
	Bogoslof	21,200	15,900	100	755	31,800	23,850	500	31,800	23,850	500
Pacific cod	BS	346,000	255,000	240,000	212,871	390,000	255,000	238,680	412,000	270,000	238,680
	AI	23,400	17,600	9,422	9,064	23,400	17,600	12,839	23,400	17,600	12,839
Sablefish	BS	1,575	1,333	1,333	209	1,304	1,151	1,151	1,241	1,052	1,052
	AI	2,128	1,802	1,802	431	1,766	1,557	1,557	1,681	1,423	1,423
Yellowfin sole	BSAI	266,400	248,800	149,000	126,120	228,100	211,700	144,000	219,200	203,500	144,000
Greenland turbot	BSAI	3,903	3,172	2,648	2,201	4,194	3,462	2,873	7,416	6,132	2,873
	BS	n/a	2,448	2,448	2,090	n/a	2,673	2,673	n/a	4,734	2,673
	AI	n/a	724	200	113	n/a	789	200	n/a	1,398	200
Arrowtooth flounder	BSAI	93,856	80,547	22,000	11,141	94,035	80,701	14,000	84,156	72,216	14,000
Kamchatka flounder	BSAI	10,500	9,000	6,500	4,987	11,100	9,500	5,000	11,700	10,000	5,000
Rock sole	BSAI	187,600	181,700	69,250	45,442	165,900	161,000	57,100	149,400	145,000	57,100
Flathead sole	BSAI	79,419	66,130	24,250	11,139	79,562	66,250	21,000	77,544	64,580	21,000
Alaska plaice	BSAI	54,000	44,900	18,500	14,536	49,000	41,000	14,500	46,800	39,100	14,500
Other flatfish	BSAI	17,700	13,250	3,620	2,397	17,414	13,061	2,500	17,414	13,061	2,500
Pacific ocean perch	BSAI	42,558	34,988	32,021	31,361	40,529	33,320	31,900	38,589	31,724	31,490
	BS	n/a	8,771	8,021	7,917	n/a	8,353	8,000	n/a	7,953	7,953
	EAI	n/a	8,312	8,000	7,861	n/a	7,916	7,900	n/a	7,537	7,537
	CAI	n/a	7,723	7,000	6,775	n/a	7,355	7,000	n/a	7,002	7,000
	WAI	n/a	10,182	9,000	8,808	n/a	9,696	9,000	n/a	9,232	9,000
Northern rockfish	BSAI	15,337	12,488	3,250	7,251	14,689	11,960	4,500	14,085	11,468	4,500
Blackspotted/Rougheye	BSAI	560	453	349	178	693	561	300	855	694	300
	EBS/EAI	n/a	149	149	63	n/a	179	100	n/a	216	100
	CAI/WAI	n/a	304	200	115	n/a	382	200	n/a	478	200
Shortraker rockfish	BSAI	690	518	250	153	690	518	200	690	518	200
Other rockfish	BSAI	1,667	1,250	880	677	1,667	1,250	875	1,667	1,250	875
	BS	n/a	695	325	178	n/a	695	325	n/a	695	325
	AI	n/a	555	555	499	n/a	555	550	n/a	555	550
Atka mackerel	BSAI	125,297	106,000	54,500	53,268	104,749	90,340	55,000	99,490	85,840	55,000
	EAI/BS	n/a	38,492	27,000	26,343	n/a	30,832	28,500	n/a	29,296	28,500
	CAI	n/a	33,108	17,000	16,672	n/a	27,216	16,000	n/a	25,860	16,000
	WAI	n/a	34,400	10,500	10,253	n/a	32,292	10,500	n/a	30,684	10,500
Skates	BSAI	49,575	41,658	25,700	26,421	50,215	42,134	26,000	47,674	39,943	26,000
Sculpins	BSAI	52,365	39,725	4,700	4,744	52,365	39,725	4,500	52,365	39,725	4,500
Sharks	BSAI	1,363	1,022	125	100	1,363	1,022	125	1,363	1,022	125
Squids	BSAI	2,624	1,970	400	2,364	6,912	5,184	1,500	6,912	5,184	1,500
Octopuses	BSAI	3,452	2,589	400	419	3,452	2,589	400	3,452	2,589	400
TOTAL		4,769,174	2,848,454	2,000,000	1,889,515	5,323,974	3,236,662	2,000,000	4,935,349	3,143,135	2,000,000

Species	Area	2016			2017		
		OFL	ABC	TAC	OFL	ABC	TAC
Pollock	W (61)	n/a	56,494	56,494	n/a	55,657	55,657
	C (62)	n/a	124,927	124,927	n/a	123,078	123,078
	C (63)	n/a	57,183	57,183	n/a	56,336	56,336
	WYAK	n/a	9,348	9,348	n/a	9,209	9,209
	Subtotal	322,858	254,310	247,952	289,937	250,544	244,280
	EYAK/SEO	13,226	9,920	9,920	13,226	9,920	9,920
	Total	336,084	264,230	257,872	303,163	260,464	254,200
Pacific Cod	W	n/a	40,503	28,352	n/a	34,998	24,499
	C	n/a	49,312	36,984	n/a	42,610	31,958
	E	n/a	8,785	6,589	n/a	7,592	5,693
	Total	116,700	98,600	71,925	100,800	85,200	62,150
Sablefish	W	n/a	1,272	1,272	n/a	1,163	1,163
	C	n/a	4,023	4,023	n/a	3,678	3,678
	WYAK	n/a	1,475	1,475	n/a	1,348	1,348
	SEO	n/a	2,317	2,317	n/a	2,118	2,118
	Total	10,326	9,087	9,087	9,825	8,307	8,307
Shallow-Water Flatfish	W	n/a	20,851	13,250	n/a	19,159	13,250
	C	n/a	19,242	19,242	n/a	17,680	17,680
	WYAK	n/a	3,177	3,177	n/a	2,919	2,919
	EYAK/SEO	n/a	1,094	1,094	n/a	1,006	1,006
	Total	54,520	44,364	36,763	50,220	40,764	34,855
Deep-Water Flatfish	W	n/a	186	186	n/a	187	187
	C	n/a	3,495	3,495	n/a	3,516	3,516
	WYAK	n/a	2,997	2,997	n/a	3,015	3,015
	EYAK/SEO	n/a	2,548	2,548	n/a	2,563	2,563
	Total	11,102	9,226	9,226	11,168	9,281	9,281
Rex Sole	W	n/a	1,315	1,315	n/a	1,318	1,318
	C	n/a	4,445	4,445	n/a	4,453	4,453
	WYAK	n/a	766	766	n/a	767	767
	EYAK/SEO	n/a	967	967	n/a	969	969
	Total	9,791	7,493	7,493	9,810	7,507	7,507
Arrowtooth Flounder	W	n/a	28,183	14,500	n/a	28,659	14,500
	C	n/a	107,981	75,000	n/a	109,804	75,000
	WYAK	n/a	37,368	6,900	n/a	37,999	6,900
	EYAK/SEO	n/a	12,656	6,900	n/a	12,870	6,900
	Total	219,430	186,188	103,300	196,714	189,332	103,300
Flathead Sole	W	n/a	11,027	8,650	n/a	11,080	8,650
	C	n/a	20,211	15,400	n/a	20,307	15,400
	WYAK	n/a	2,930	2,930	n/a	2,944	2,944
	EYAK/SEO	n/a	852	852	n/a	856	856
	Total	42,840	35,020	27,832	43,060	35,187	27,850

Sources: 2015 OFLs, ABCs, and TACs are from harvest specifications adopted by the Council in December 2014; 2016 OFLs, ABCs, and TACs are from the harvest specifications adopted by the Council in December 2015, 2014 catches through December 31, 2014 and 2015 catches through November 7, 2015 from AKR Catch Accounting.

Species	Area	2016			2017		
		OFL	ABC	TAC	OFL	ABC	TAC
Pacific Ocean Perch	W	n/a	2,737	2,737	n/a	2,709	2,709
	C	n/a	17,033	17,033	n/a	16,860	16,860
	WYAK	n/a	2,847	2,847	n/a	2,818	2,818
	W/C/WYAK	26,313	22,617	22,617	26,045	22,387	22,387
	SEO	2,118	1,820	1,820	2,096	1,802	1,802
	Total	28,431	24,437	24,437	28,141	24,189	24,189
Northern Rockfish	W	n/a	457	457	n/a	430	430
	C	n/a	3,547	3,547	n/a	3,338	3,338
	E	n/a	4	-	n/a	4	-
	Total	4,783	4,004	4,004	4,501	3,768	3,768
Shortraker Rockfish	W	n/a	38	38	n/a	38	38
	C	n/a	301	301	n/a	301	301
	E	n/a	947	947	n/a	947	947
	Total	1,715	1,286	1,286	1,715	1,286	1,286
Dusky Rockfish	W	n/a	173	173	n/a	159	159
	C	n/a	4,147	4,147	n/a	3,791	3,791
	WYAK	n/a	275	275	n/a	251	251
	EYAK/SEO	n/a	91	91	n/a	83	83
	Total	5,733	4,686	4,686	5,253	4,284	4,284
Rougheye and Blackspotted Rockfish	W	n/a	105	105	n/a	105	105
	C	n/a	707	707	n/a	705	705
	E	n/a	516	516	n/a	515	515
	Total	1,596	1,328	1,328	1,592	1,325	1,325
Demersal shelf rockfish	Total	364	231	231	364	231	231
Thornyhead Rockfish	W	n/a	291	291	n/a	291	291
	C	n/a	988	988	n/a	988	988
	E	n/a	682	682	n/a	682	682
	Total	2,615	1,961	1,961	2,615	1,961	1,961
Other Rockfish	W/C	n/a	1,534	1,534	n/a	1,534	1,534
	WYAK	n/a	574	574	n/a	574	574
	EYAK/SEO	n/a	3,665	200	n/a	3,665	200
	Total	7,424	5,773	2,308	7,424	5,773	2,308
Atka mackerel	Total	6,200	4,700	2,000	6,200	4,700	2,000
Big Skate	W	n/a	908	908	n/a	908	908
	C	n/a	1,850	1,850	n/a	1,850	1,850
	E	n/a	1,056	1,056	n/a	1,056	1,056
	Total	5,086	3,814	3,814	5,086	3,814	3,814
Longnose Skate	W	n/a	61	61	n/a	61	61
	C	n/a	2,513	2,513	n/a	2,513	2,513
	E	n/a	632	632	n/a	632	632
	Total	4,274	3,206	3,206	4,274	3,206	3,206
Other Skates	GOA-wide	2,558	1,919	1,919	2,558	1,919	1,919
Sculpins	GOA-wide	7,338	5,591	5,591	7,338	5,591	5,591
Sharks	GOA-wide	6,020	4,514	4,514	6,020	4,514	4,514
Squids	GOA-wide	1,530	1,148	1,148	1,530	1,148	1,148
Octopuses	GOA-wide	6,504	4,878	4,878	6,504	4,878	4,878
	Total	892,962	727,684	590,809	815,875	708,629	573,872

Sources: 2014 OFLs, ABCs, and TACs are from harvest specifications adopted by the Council in December 2013; 2015 OFLs, ABCs, and TACs are from the harvest specifications adopted by the Council in December 2014, 2014 catches through December 31, 2014 and 2015 catches through November 7, 2015 from AKR Catch Accounting.