

B4 NPFMC OLE REPORT

NATHAN LAGERWEY, ASSISTANT DIRECTOR

ALEX PERRY, LIAISON ANALYST

JUNE 9, 2022



OLE PRIORITIES – 2023-27

- Receiving Input from Enforcement Partners, NOAA Divisions, GCES, DOJ, Stakeholders, and Councils.
- Priorities Areas:
 - Sustainable Fisheries
 - Protected Resources
 - IUU/International
 - Seafood Fraud and Wildlife Trafficking
 - Outreach and Education



OPERATIONS - NORTH PACIFIC GUARD

- High Seas International Patrol
- Participants - OLE, Canadian DFO, and USCG
- Vessel - Coast Guard Cutter Bertholf.
- 26 Fishing Vessels boarded or contacted
- Violations by foreign vessels included:
 - failure to document bycatch
 - possession of shark fins without the carcass
 - failure to possess high seas permits
 - failure to use adequate seabird mitigation



OUTREACH - AKD MEETINGS WITH INDUSTRY

OLE Outreach:

- Alaska Groundfish Data Bank
- Aleutian Spray Fisheries
- Amendment 80 Cooperative
- Bristol Wave Seafoods
- Fishermen's Finest Inc
- North Star Fishing Co
- Ocean Peace Inc
- O'Hara Corp
- Premier Pacific Seafoods
- Trident Seafoods

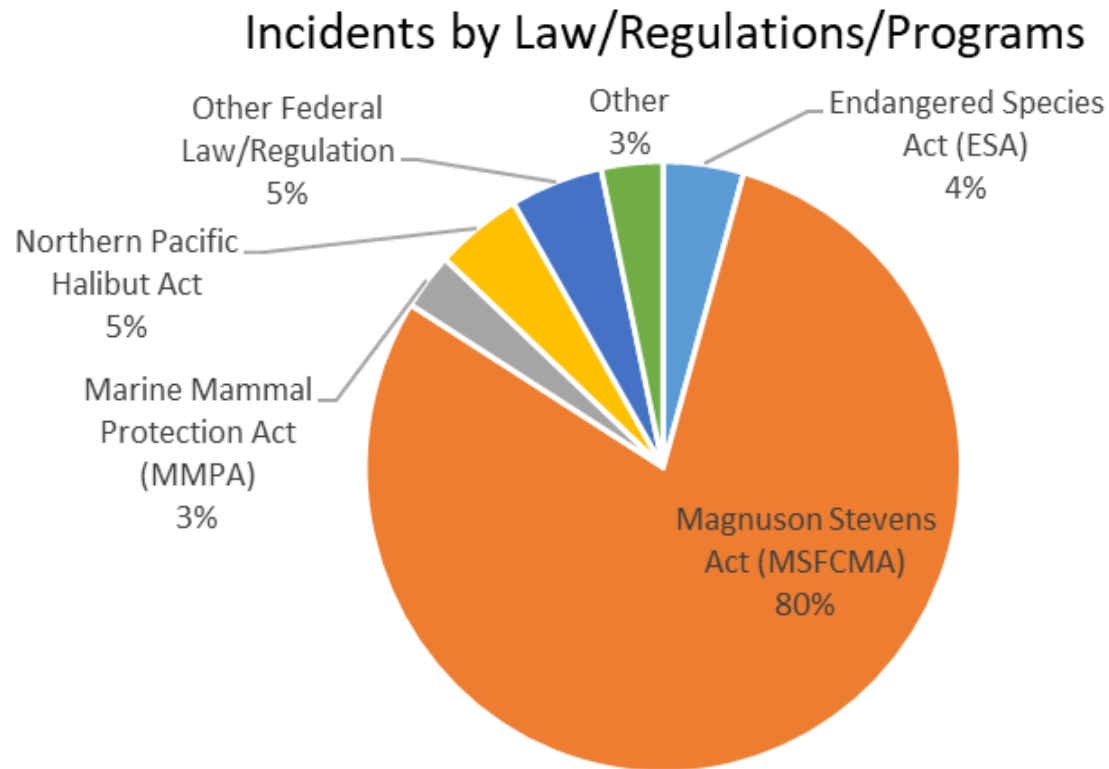


CASE UPDATES

- Paul Gil was charged criminally under the MMPA with illegally taking a seal.
- F/V Nite Lite Owner, Operator, and crewmember were charged under the MSA with failing to maintain safe conditions on the vessel for the protection of an observer.
- F/V Sentinel Owner/Operator was charged under the MSA with interfering and harassing authorized officers during the lawful discharge of duties.



INCIDENTS BY LAW/REGULATIONS/PROGRAM

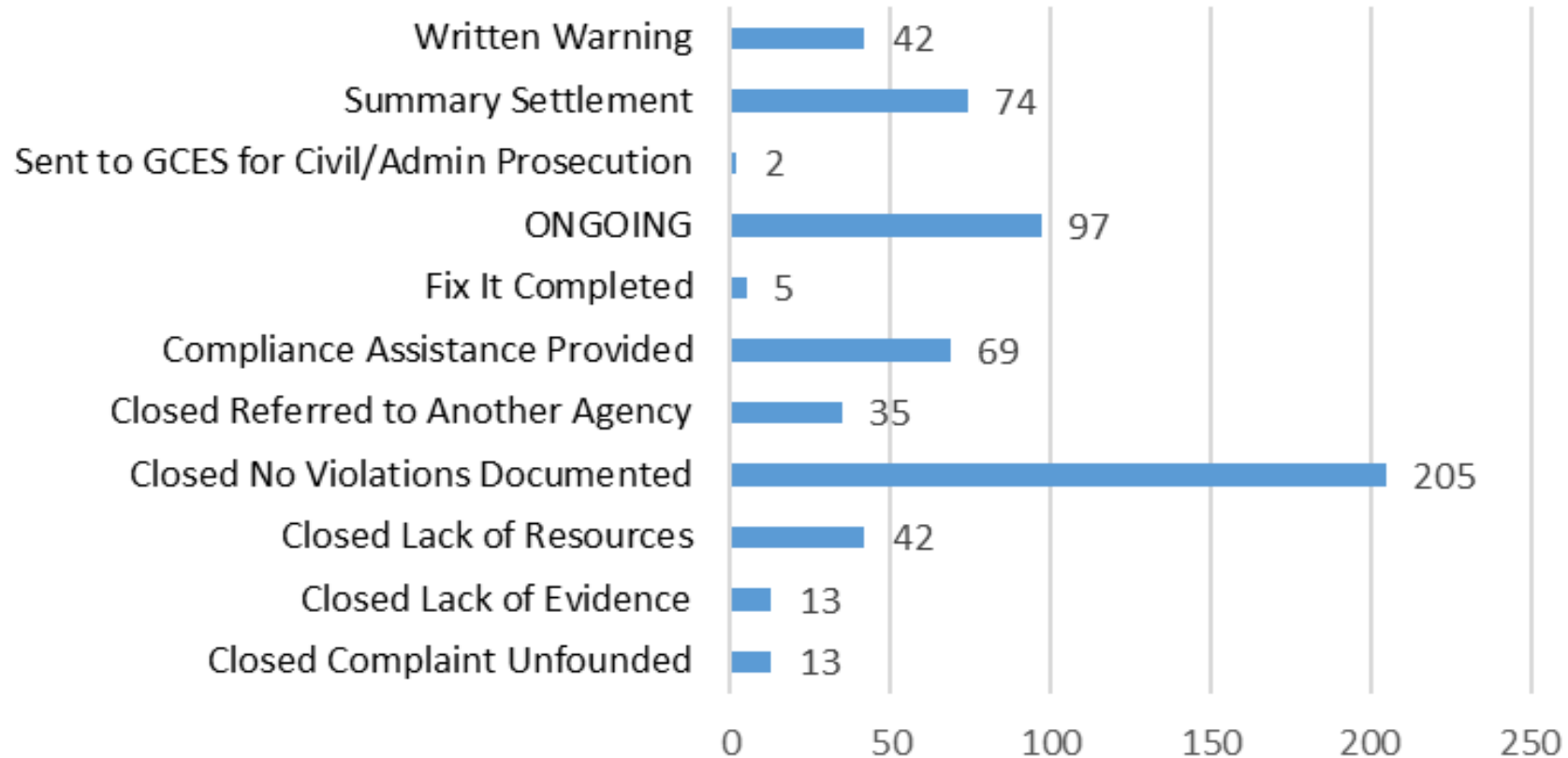


In the first half of FY22, NOAA officers and agents opened 597 incidents including 475 Magnuson Stevens Act, 28 Northern Pacific Halibut Act, 18 Marine Mammal Protection Act, 30 “Other Federal” Law/Regulations, 26 Endangered Species Act, and 20 incidents regarding other acts and regulations



DISPOSITION FOR INCIDENTS

Disposition for Incidents FY2022

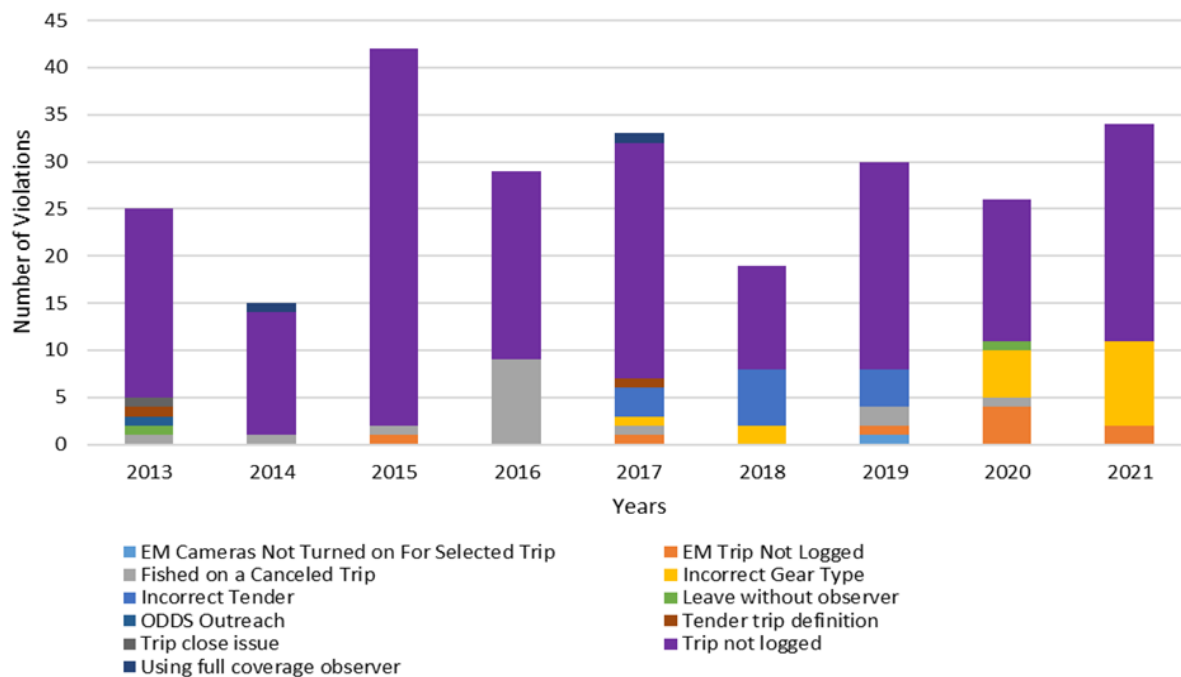


ODDS COMPLIANCE ANALYSIS (2013-2021)

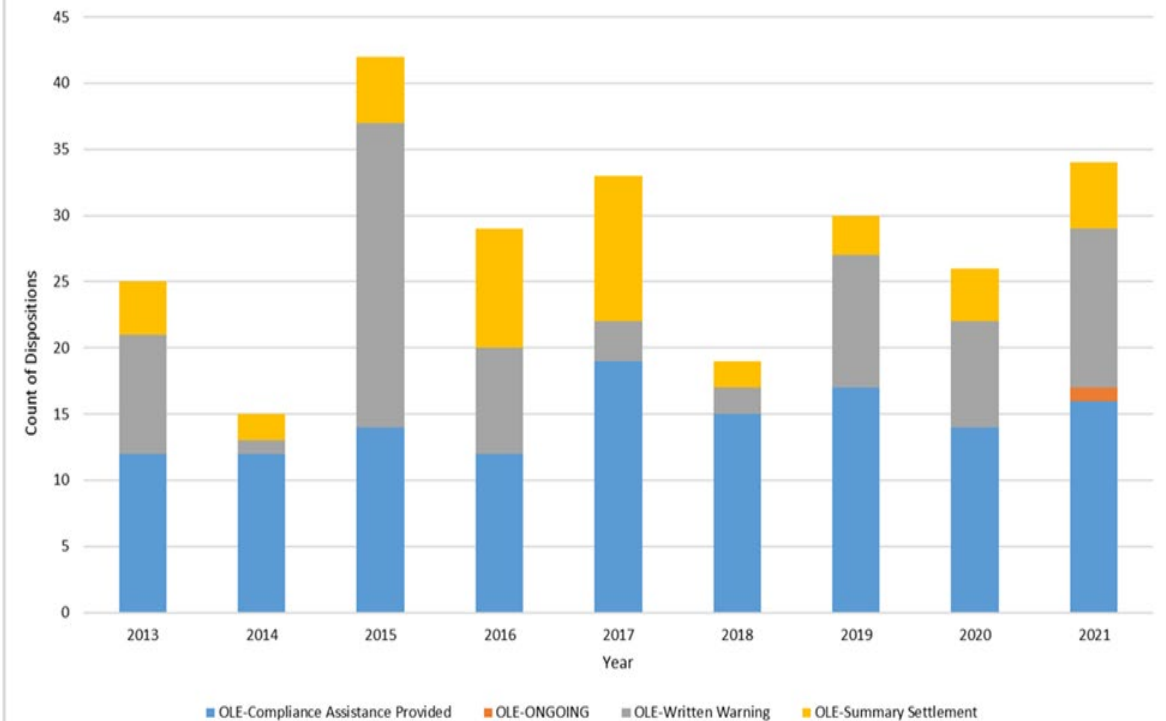
Looking at effectiveness of OLE Actions:

- Compliance Assistance < --- Written Warning < --- Summary Settlement

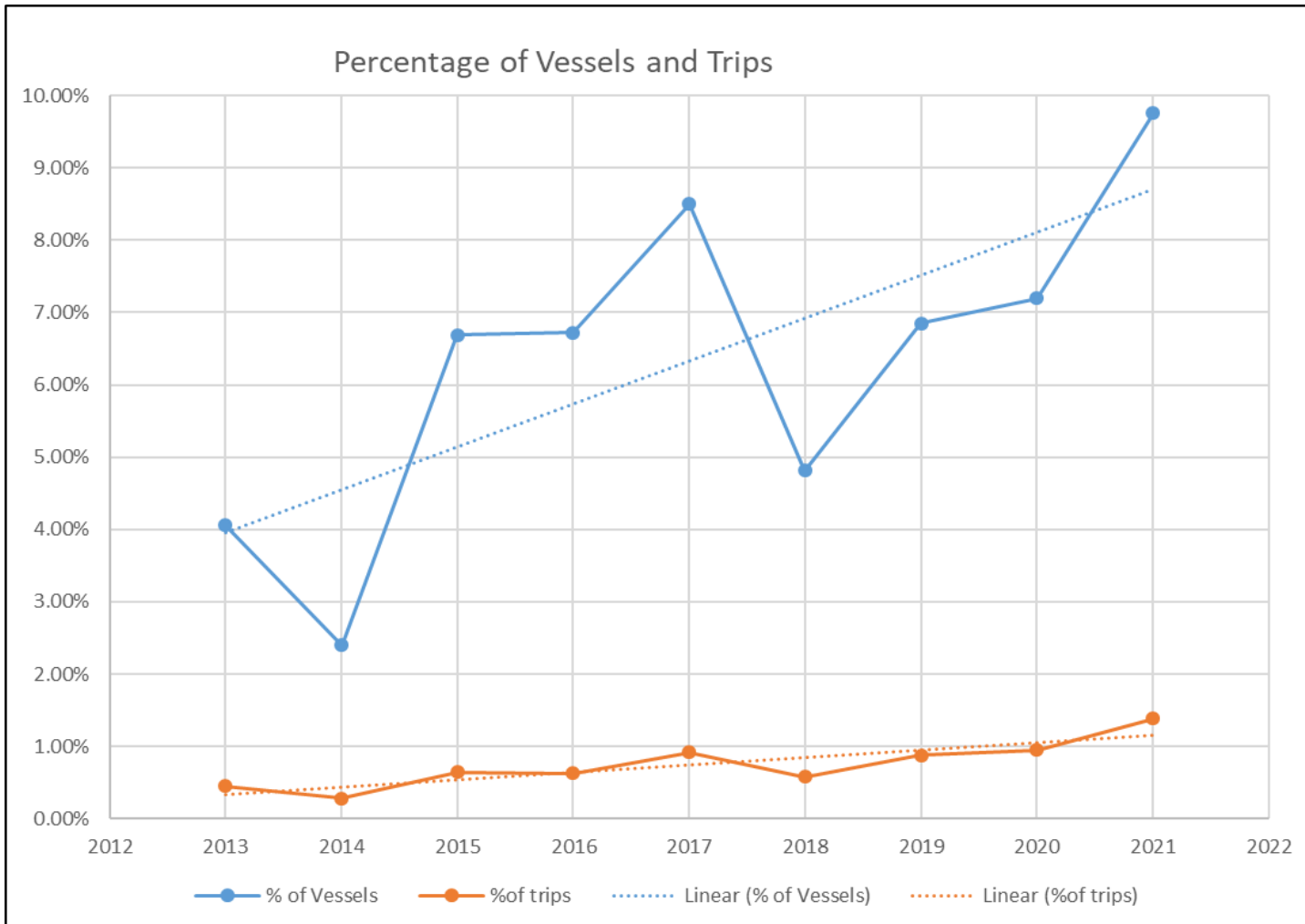
Violation Types per Year



Number of Enforcement Actions per year



ODDS COMPLIANCE: VIOLATIONS BY VESSELS AND TRIPS



- Increasing number of violations by both % of vessels and % of trips
- Repeat vessel violations **FOLLOWING** initial action of:
 - CA: 19 vessels
 - WW: 10 vessels
 - SS: 10 vessels
 - **Indicates that CA not as effective at preventing future infractions.**



QUESTIONS?

