

Agenda Item: B-3



**ALASKA DEPARTMENT OF FISH AND GAME
REPORT TO THE NORTH PACIFIC FISHERY MANAGEMENT
COUNCIL
OCTOBER 2001**

Fisheries managed under delegated authority of the State of Alaska since the last council report: salmon, crab, and groundfish.

Salmon Troll Fishery

(FIGURE 1) The 2001 summer troll season for chinook salmon opened July 1, and closed on July 6. This initial summer troll opening was managed to harvest 70% of the treaty fishing remaining after Winter and Spring troll fishery harvests were subtracted from the 2000/2001 season's 138,000 "treaty" fish quota available. The second chinook summer troll fishery opened August 18, following a 5-day all-species troll closure to allocate salmon to inside user groups and meet escapement objectives. Areas of frequent high chinook salmon abundance remained closed for the remainder of the season. Remaining chinook quota was about 26,700 fish. The second chinook season closed on September 5, 2001. Final chinook salmon catch for the year, including winter and spring fisheries totaled approximately 142,000 treaty fish and 19,000 Alaska hatchery chinook.

Golden king crab

(FIGURE 2) The Aleutian Islands (Area O) opened to commercial fishing for golden king crabs on August 15, 2000 with guideline harvest levels (GHL) of 3.0 million pounds east and 2.7 million pounds west of 174° W. longitude. There were 21 vessels registered to fish. That portion of Area O east of 174° W. longitude closed to commercial fishing on September 10th, when inseason catch reports indicated that the GHL would be reached. Fishing remains open West of 174° W longitude.

Norton Sound red king crab

(FIGURE 3) The Norton Sound red king crab fishery opened by regulation on June 15th. There were 37 permit holders on 30 vessels participating. Total catch was 11,928 crab for 288,199 pounds in the summer fishery. Estimated value was about \$674,385.

Central Region Pacific Cod

Cook Inlet

(FIGURE 4) The State managed Pacific cod fishery in the Cook Inlet Management Area opened 24 hours after the close of the Federal fishery. The 2001 Cook Inlet Area state managed season for Pacific cod opened on March 5 with a 1.92 million pound GHL allocated 50% to pot gear and 50% to jig gear. The GHL is calculated as 2.25% of the ABC for the federal Central Gulf of Alaska Area. Pot gear closed by regulation on May 1 and reopened June 15 while jig gear remained open throughout. The current harvest level is 778,081 pounds from 12 pot vessels. Jig vessel catches remain confidential because of the number of boats participating. By regulation the exclusive area registration and gear limits will be lifted October 30 and the fishery is expected to remain open the balance of the year.

Prince William Sound

The 2001 Prince William Sound (PWS) state managed Pacific cod season opened March 11 with a 2.62 million pound GHL allocated 60% to pot gear and 40% to jig gear. The GHL is calculated as 25% of the federal Eastern Gulf ABC. Actual harvest in the fishery is confidential due to the low level of participation. By regulation the exclusive area registration and gear limits will be lifted October 30 and the fishery is expected to remain open the balance of the year.

Westward Region Pacific Cod (FIGURE 5)

Kodiak (FIGURE 6)

The 2001 Kodiak Area GHL for state-managed Pacific cod is 10.6 million pounds. This is 12.5% of the Central Gulf of Alaska Acceptable Biological Catch (ABC) for cod. The guideline is split equally between pot and jig gear. No more than 25% of the guideline can be taken by pot vessels over 58 feet, prior to September 1. The fishery opened on March 11, seven days after the closure of the Central GOA to cod fishing. The 2001 fishery has taken 4.66 million pounds through September 24, with 1.25 million pounds taken with jig gear and the remainder with pots. There are currently 128 vessels registered to fish. The fishery is expected to remain open.

Chignik (FIGURE 7)

The 2001 Chignik area GHL is 6.0 million pounds for state-managed Pacific cod. This is 7% of the Central Gulf of Alaska ABC for cod. The guideline is allocated 85 percent to pot gear and 15 percent to jig gear. The season opened on March 11, seven days after the closure of the Central GOA to cod fishing. Through September 24, there has been 2.5 million pounds landed of which 287,000 came from jig gear and the remainder from pots. There are 27 vessels registered to fish. The fishery is expected to remain open.

South Alaska Peninsula (FIGURE 8)

The 2001 South Alaska Peninsula Area GHL is 13.4 million pounds for state-managed Pacific cod. This is 25% of the Western Gulf of Alaska ABC for cod. The guideline is allocated 85 percent to pot gear and 15 percent to jig gear. The fishery opened March 6, seven days after the closure of the Western GOA to cod fishing. The fishery closed to pot gear on April 13, and to jig gear in early June. The pot harvest was 10.4 million pounds; the jig harvest was 3.0 million pounds. The fishery is closed for the remainder of 2001.

Southeast Groundfish

From mid-June until mid-September the two primary state managed groundfish fisheries occurring in SE were the Clarence Strait longline fishery for Sablefish (June 1-Aug 15) and the Chatham Strait longline fishery for Sablefish (Sept 1-Nov 15). Approximately 279,300 lbs of sablefish were landed in Clarence and 1.2 million lbs of sablefish were landed in Chatham. The Chatham quota was down 35% this year with a total quota of 2.184 million lbs (this fishery is managed on an equal share basis: 111 permits with 19,600 round lbs/permit).

Rockfish bycatch associated with the halibut and longline fisheries accounted for 166,000 lbs and pacific cod bycatch totaled 13,000 lbs.

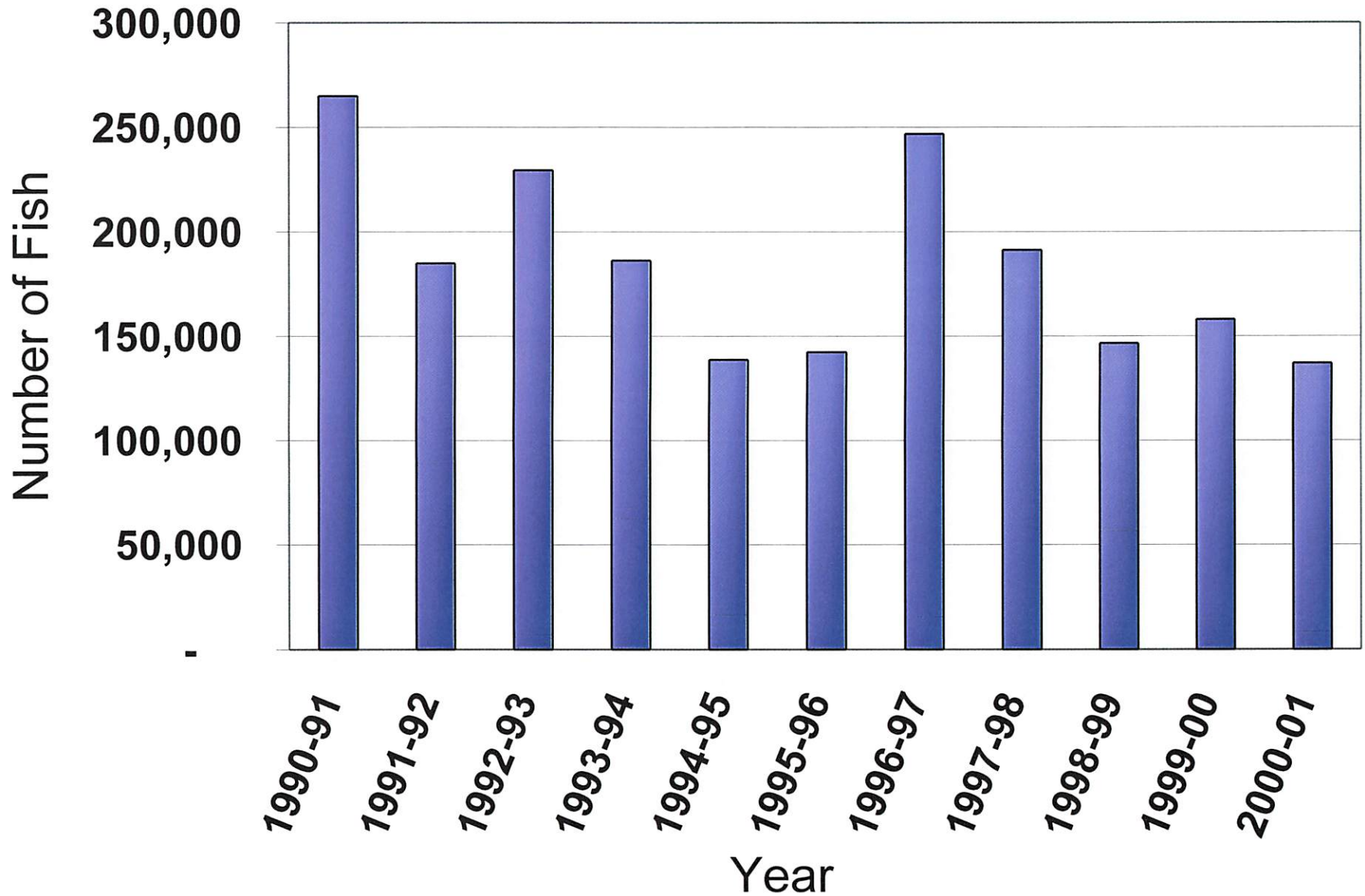
Lingcod landings totaled 68,562 of which 32,000 was directed catch.

Five research surveys took place during this time period:

- Chatham Strait sablefish tag and release project using pot gear (F/V Miss Conception),
- DSR Stock Assessment using the submersible Delta, (support ship F/V AJ and longliner F/V Ida June),
- Chatham Strait longline survey (F/V Sylvia, Ida June, and Charles T),
- lingcod tagging (F/V Jennie Leigh and the F/V Anna J)
- Lingcod CPUE survey (F/V Jennie Leigh and the F/V Anna J)

FIGURE 1

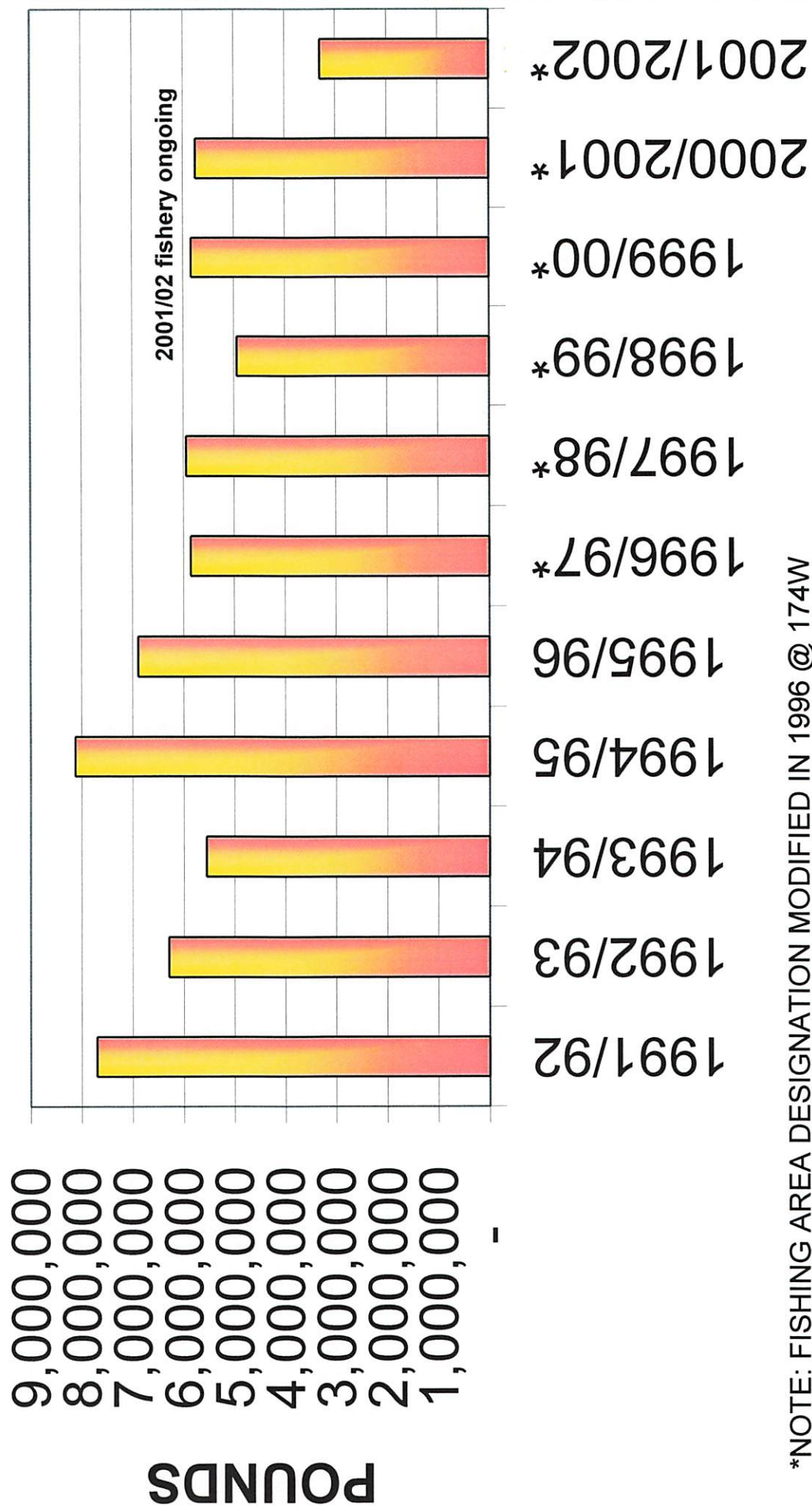
SE ALASKA CHINOOK SALMON HARVESTS, TROLL FISHERY*



*INCLUDES TREATY AND ALASKA HATCHERY CHINOOK CATCHES

FIGURE 2

ALEUTIAN ISLANDS GOLDEN KING CRAB HARVEST



*NOTE: FISHING AREA DESIGNATION MODIFIED IN 1996 @ 174W

Figure 3

NORTON SOUND RED KING CRAB CATCHES, SUMMER FISHERY

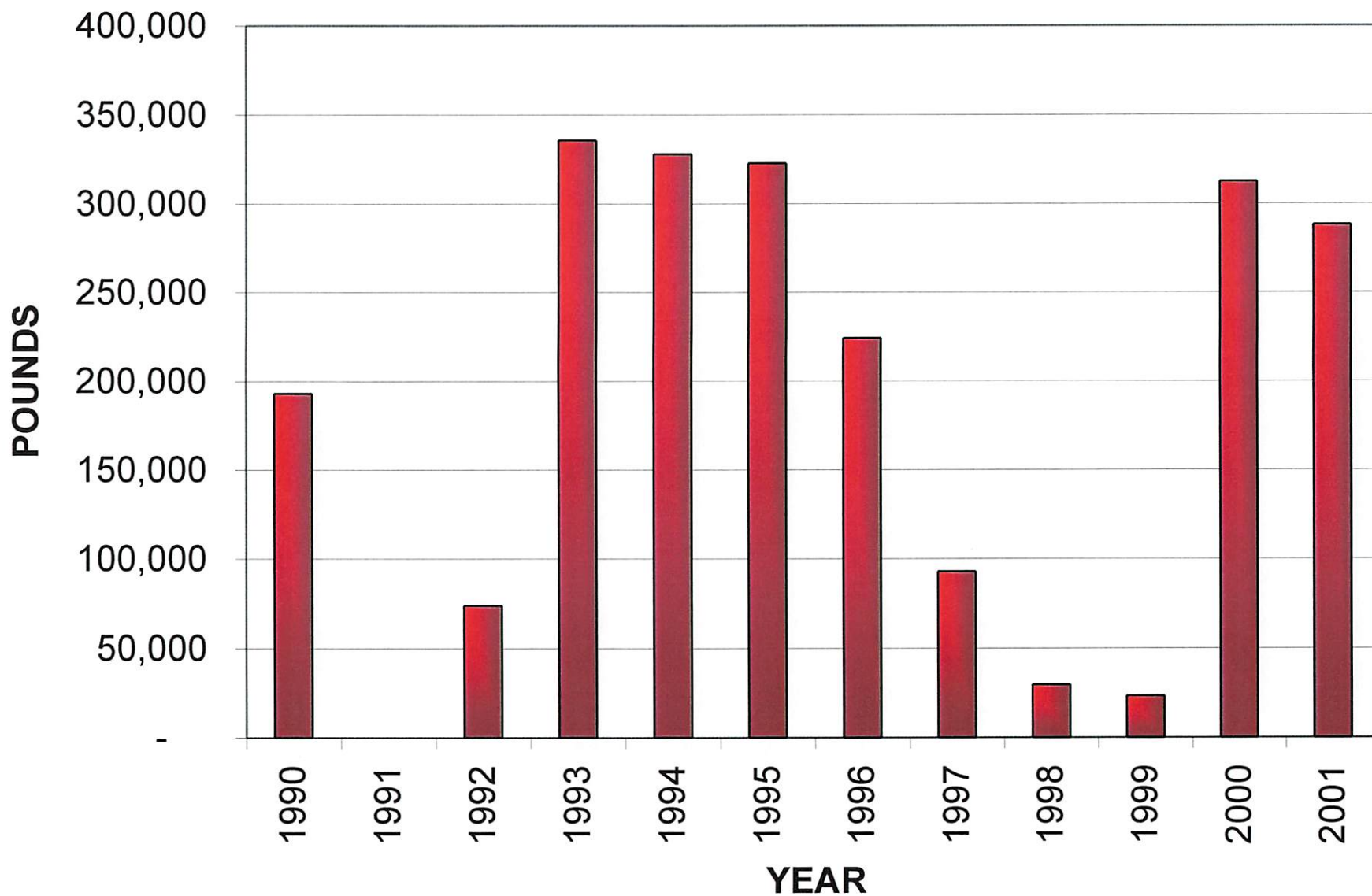


FIGURE 4. Central Region State Water Pacific Cod Fisheries through August 31, 2001.

This summary has been censored for confidential reports or records.

Pacific Cod

PARALLEL SEASON* - STATE WATERS

Gear	Cook Inlet Management Area			Prince William Sound		
	Vessels	Landings	Pounds	Vessels	Landings	Pounds
Hand troll (05)	0	0	0	0	0	0
Jigs (26)	0	0	0	0	0	0
Trawl (47)	0	0	0	2	confidential	confidential
Longline (61)	34	62	267,644	11	23	129,903
Pots (91)	6	98	314,098	3	confidential	confidential
Totals	40	160	581,742	16	23	159,096
Status	Closed			Closed		
Federal seasons: Central Gulf	Opened - Closed Jan 1 - Mar 4			Opened - Closed Jan 1 - Mar 4		
*Longline closed noon 2/26	*Remaining gear closed noon 3/4/01					

*Parallel season concurrent with federal waters of the Central Gulf of Alaska (CGOA).

Totals include Pacific Cod bycatch to other directed fisheries e.g. halibut & sablefish.

Pacific Cod

STATE MANAGED - STATE WATERS*

GHL (lb)	Cook Inlet Management Area			Prince William Sound		
	Vessels	Landings	Pounds	Vessels	Landings	Pounds
		1.92 mil.			2.62 mil.	
Gear	Vessels	Landings	Pounds	Vessels	Landings	Pounds
Hand troll (05)	0	0	0	0	0	0
Jigs (26)	0	0	confidential	0	confidential	confidential
Pots (91)	9	77	349,928	0	0	0
Totals	9	77	349,928	0		
State seasons: Jigs (26) Status	Opened - Closed noon 3/5- Open			Opened - Closed noon 3/11- Open		
State seasons: Pots (91) Status	Opened - Closed noon 3/5-noon 5/1 June 15 - Open			Opened - Closed noon 3/11- Open		

*The state managed fishery for Pacific cod opens by emergency order to pot and jig gear under exclusive area registration 24 hours after the Federal closure in Cook Inlet and 7 days in PWS.

Includes only directed fishery harvest.



FIGURE 5.

2001 STATE MANAGED GROUND FISH
PRELIMINARY PACIFIC COD CATCH BY WEEK

UPDATED: 9/24/01

VESSEL REGISTRATIONS	KODIAK			CHIGNIK			SOUTH ALASKA PENINSULA		
	Total	Pot	Jig	Total	Pot	Jig	Total	Pot	Jig
	128	36	92	27	14	13	139	61	78

2001 GHL:	10.6 Million	6.0 Million	13.4 Million
-----------	--------------	-------------	--------------

ALLOCATIONS:	50% Jig, 50% Pot Pots >58' restricted to 25% of total GHL before Sept. 1.	85% Pot, 15% Jig	85% Pot
--------------	--	------------------	---------

DATES:	Pot		Jig		Pot		Jig		Pot		Jig	
	Landings	Catch	Landings	Catch	Landings	Catch	Landings	Catch	Landings	Catch	Landings	Catch
3/11 to 3/17	21	342,468	9	4,488	Confidential	Confidential	0	0	Confidential	Confidential	0	0
3/18 to 3/24	36	419,983	9	3,887	Confidential	Confidential	0	0	14	468,861	0	0
3/25 to 3/31	38	437,592	21	23,045	Confidential	Confidential	0	0	70	2,872,319	0	0
4/1 to 4/7	13	271,244	15	25,498	Confidential	Confidential	0	0	97	3,381,478	0	0
4/8 to 4/14	14	298,573	17	24,792	13	552,093	0	0	126	3,718,216	6	23,676
4/15 to 4/21	22	523,290	40	93,436	23	300,241	Confidential	Confidential	Closed	Closed	13	69,382
4/22 to 4/28	18	443,093	46	123,714	31	503,394	6	12,836	Closed	Closed	37	232,454
4/29 to 5/5	19	279,493	32	89,506	6	150,820	Confidential	Confidential	Closed	Closed	36	189,696
5/6 to 5/12	15	189,980	46	158,391	6	137,258	6	43,836	Closed	Closed	61	421,340
5/13 to 5/19	18	176,029	40	126,267	8	181,535	5	31,659	Closed	Closed	49	402,296
5/20 to 5/26	5	26,170	46	168,374	14	221,130	3	50,568	Closed	Closed	68	599,578
5/27 to 6/2	0	0	38	154,591	11	122,140	6	53,146	Closed	Closed	49	443,142
6/3 to 6/9	Confidential	Confidential	25	104,760	5	53,863	Confidential	Confidential	Closed	Closed	56	416,207
6/10 to 6/16	0	0	21	51,190	Confidential	Confidential	12	37,197	Closed	Closed	34	230,371
6/17 to 6/23	0	0	13	27,151	0	0	8	24,359	Closed	Closed	Closed	Closed
6/24 to 6/30	0	0	7	11,161	0	0	7	24,374	Closed	Closed	Closed	Closed
7/1 to 7/7	0	0	Confidential	Confidential	0	0	0	0	Closed	Closed	Closed	Closed
7/8 to 7/14	0	0	Confidential	Confidential	0	0	0	0	Closed	Closed	Closed	Closed
7/15 to 7/21	0	0	9	19,547	0	0	0	0	Closed	Closed	Closed	Closed
7/22 to 7/28	0	0	4	6,303	0	0	3	9,188	Closed	Closed	Closed	Closed
7/29 to 8/4	0	0	Confidential	Confidential	0	0	0	0	Closed	Closed	Closed	Closed
8/5 to 8/11	0	0	Confidential	Confidential	0	0	0	0	Closed	Closed	Closed	Closed
8/12 to 8/18	0	0	Confidential	Confidential	0	0	0	0	Closed	Closed	Closed	Closed
8/19 to 8/25	0	0	0	0	0	0	0	0	Closed	Closed	Closed	Closed
8/26 to 9/1	0	0	Confidential	Confidential	0	0	0	0	Closed	Closed	Closed	Closed
9/2 to 9/8	0	0	Confidential	Confidential	0	0	0	0	Closed	Closed	Closed	Closed
9/9 to 9/15	0	0	0	0	0	0	0	0	Closed	Closed	Closed	Closed
9/16 to 9/22	0	0	6	34,188	0	0	0	0	Closed	Closed	Closed	Closed
ACCUMULATIVE CATCH	219	3,407,915	444	1,250,289	117	2,222,474	53	287,163	307	10,440,874	409	3,028,142
	(Total combined)		4,658,204		(Total combined)		2,509,637		(Total combined)		13,469,016	
CONFIDENTIAL DATA (catch combined with following week)												

Accumulative Catch	
Harvest by pot vessels ≤ 58'	2,718,947
Harvest by pot vessels > 58'	688,968

ALL AREAS CLOSED TO DIRECTED BLACK ROCKFISH FISHING
Closed areas are restricted to 5% bycatch by target species weight.

Vessels greater than 58' restricted to
2,650,000 pounds before Sept. 1

Figure 6

Kodiak State Waters Pcod Catches, 2001 (fishery ongoing)

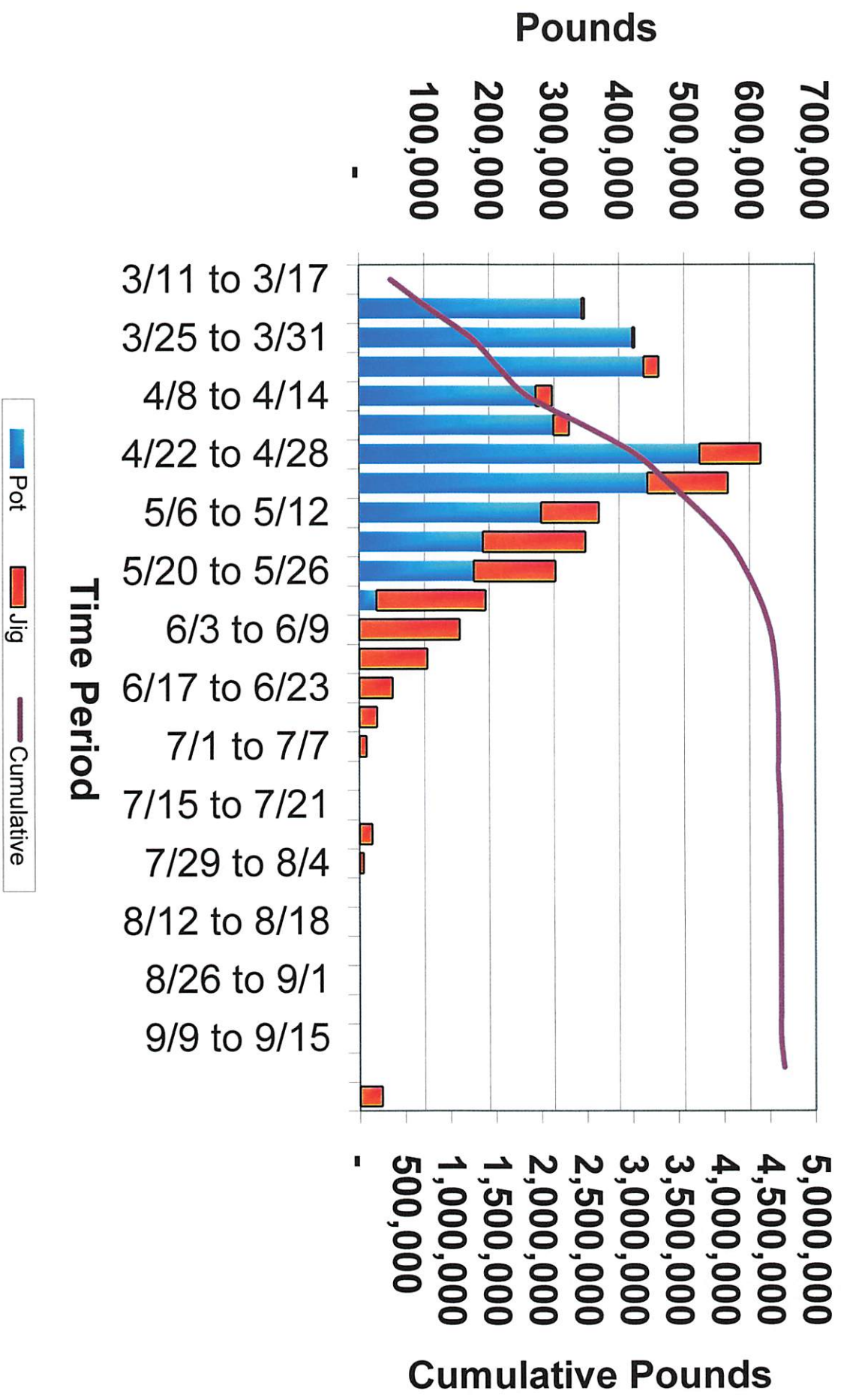


Figure 7

Chignik State Waters Pcod Catches, 2001 (fishery ongoing)

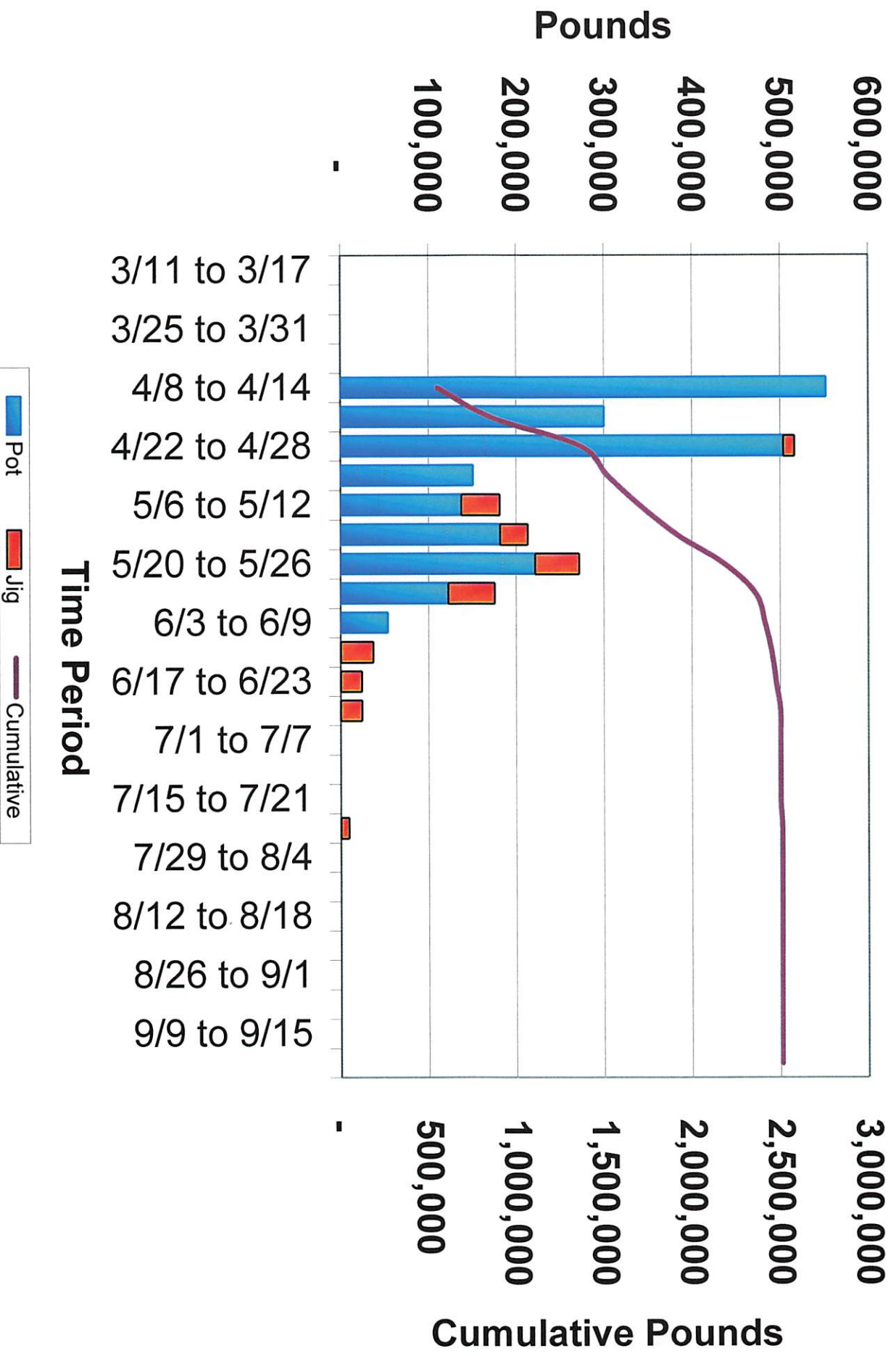


Figure 8

South AK Peninsula State Waters Pcod Catches, 2001 - season closed

