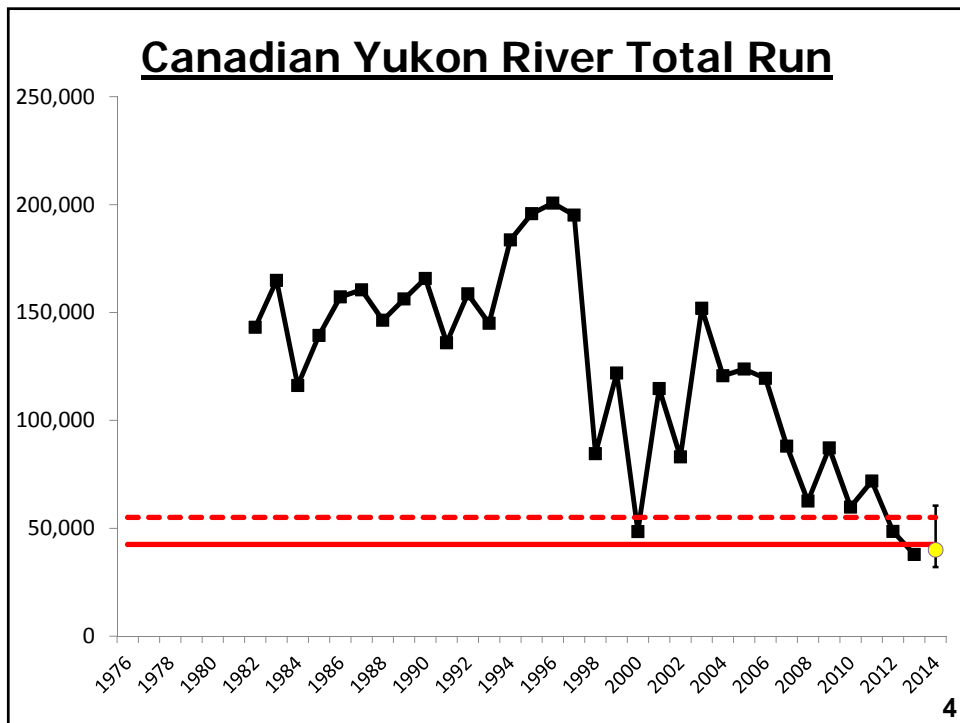
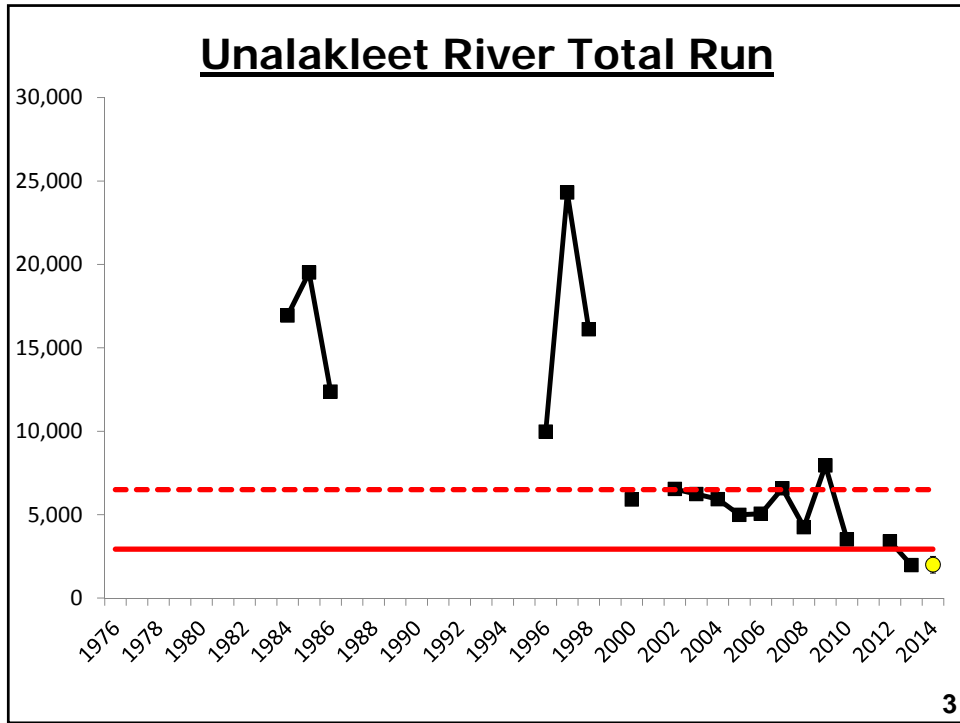


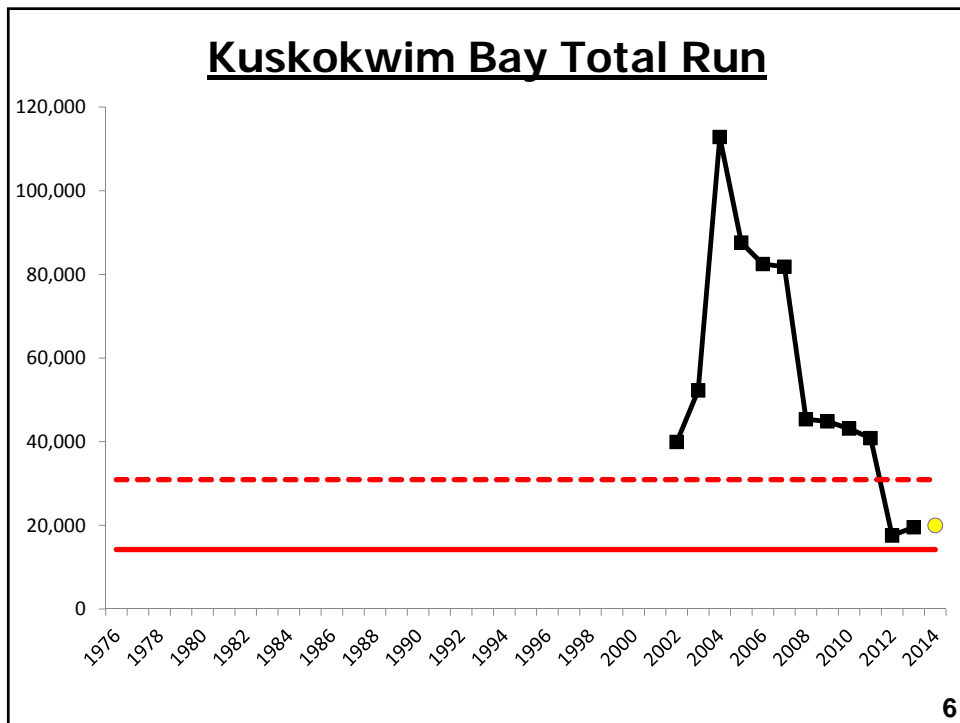
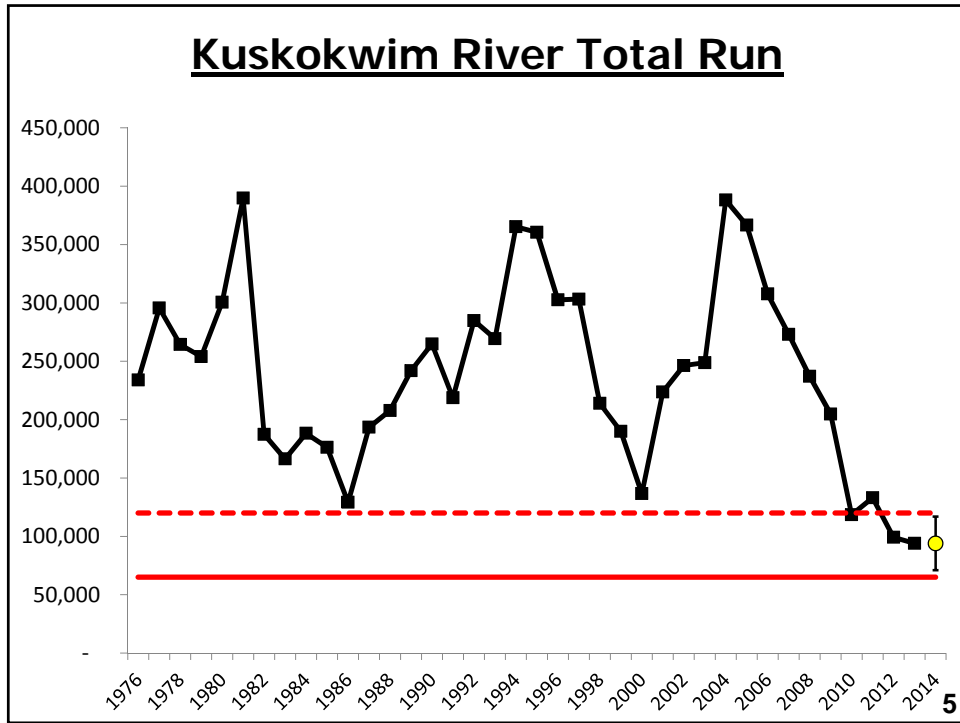


Chinook salmon stock	Total run size: 5 yr average compared to historical average	Escapement success rate: Recent 5 yrs	Subsistence Fishery: 5 yr average compared to historical average	Commercial Fishery: 5 yr average compared to historical average	Sport Fishery: 5 yr average compared to historical average
Norton Sound	↓ 59% (UNK)	33%	↓ 59	↓ 99%	↓ 78%
Yukon	↓ 55%	61%	↓ 38%	↓ 98%	↓ 52%
Kuskokwim River	↓ 49%	43%	↓ 37%	↓ 92%	↓ 25%
Kuskokwim Bay	↓ 54%	44%	↓ 31%	↓ 47%	↓ 39%

	average to increasing trend; 75% or better success in escapement
	0-33% decline in trend; 51-75% success in escapement
	33-49% decline in trend; 33-50% success in escapement
	50-89% decline in trend; 25-33% success in escapement
	90% or more decline in trend; ≤25% success in escapement

2





AYK Summary

- All AYK Chinook stocks at all-time lows in 2013
- Unalakleet and Yukon runs in 2013 not large enough to meet escapement needs, even if no fish were to be taken in the river
- Kuskokwim area runs in 2013 large enough to meet escapement needs, but not large enough for subsistence needs
- 2014 is expected to be equally poor with unprecedented management restrictions:
 - No commercial harvest of Chinook
 - Most severe restrictions to date on other salmon commercial fisheries to reduce incidental catch to the greatest extent possible
 - No sport fishing
 - Most severe subsistence restrictions to date

7



