


MEMORANDUM

TO: Council, AP and SSC Members

FROM: Jim H. Branson   
Executive Director

DATE: December 4, 1985

SUBJECT: Joint Venture Operations Requested for 1986

ACTION REQUIRED

- (a) Evaluate individual joint venture requests and recommend any special conditions and restrictions on permits.
- (b) Determine total JVP needs by species and management area and by company (if possible).
- (c) Determine PSC and DAP species bycatch limits which will be placed on foreign joint venture vessel permits.

BACKGROUND

The Council has received joint venture applications for 35 individual operations proposing to harvest 1,112,525 mt off Alaska in 1986. Japan, South Korea, USSR, Taiwan, Poland and the Peoples Republic of China would be involved in these joint ventures. Table 1 identifies species requests by country and Table 2 identifies available company requests. Table 3 has supplemental information extracted from the permit application forms including the foreign vessels that will be used in the operations, the U.S. vessels either named or numbered, a price if available, and general product and market. Table 4 summarizes joint venture performance by Company. Table 5 lists individual U.S. companies and foreign counterparts.

According to the Council's revised policy on joint ventures [Item C-5(a)] all joint ventures in 1986 will fish from a common pool for target species whether or not demand exceeds supply. However each operation will be allocated bycatch amounts of fully U.S. utilized (DAP) species and prohibited species such as crabs, halibut and salmon. A company must stop fishing upon reaching any of its bycatch limits whether or not target tonnage goals have been attained. A company can fish beyond its original target tonnage only if it still has bycatch available. In estimating JVP needs, if demand exceeds supply for certain species the requested tonnages will be reduced on a pro rata basis before allocating bycatch.

The Council's Permit Review Committee will meet December 8-9 to take public testimony and generate the following recommendations for Council review:

1. Special permit conditions or restrictions other than bycatch limits.
2. JVP estimates by species and area (and by company if possible).
3. Changes to DAPs estimated from the NMFS survey.
4. Pro rata reductions in JVP where necessary.
5. PSC and DAP species for which bycatch limits should be placed on joint venture permits.
6. Preferred method for determining bycatch limits.

The Council needs to review the Committee's recommendations, set initial JVP's for 1986, and approve a mechanism for determining appropriate bycatch allowances for each joint venture. These will most likely have to be determined for each operation after the Council meeting because in many cases company plans by area will not be available until late December or January. With sufficient guidance NMFS will be in a position to place appropriate bycatch restrictions in permits as individual operational plans become available.

Additional materials available under this tab include:

- C-5(b) - Information from Alaska Contact
- C-5(c) - City of Seward Resolution

TABLE 1. JOINT VENTURE REQUESTS (MT) COMBINED BY COUNTRY FOR 1986.

<u>Country</u>	<u>Pollock</u>	<u>P. cod</u>	<u>A. mackerel</u>	<u>Yellowfin S.</u>	<u>Flatfish</u>	<u>Other</u>	<u>Total</u>
Japan	525,000	8,500	5,000	20,000	19,000	5,000 <sup>1/</sup>	582,500
ROK	179,430	9,310	35,180	15,300	11,140	2,590	252,950
USSR	3,200	19,200	17,100	85,100	56,500	925 <sup>2/</sup>	182,025
Taiwan	1,000	4,900	--	--	3,500 <sup>4/</sup>	600	10,000
Poland	50,000	2,400 <sup>6/</sup>	--	--	--	--	52,400
China	15,550	4,000	2,000	--	13,450 <sup>3/</sup>	--	35,000
Portugal <sup>5/</sup>	--	8,000	--	--	--	--	8,000
TOTAL	774,180	56,310	59,280	120,400	103,590	9,115	1,122,875

1/ Includes Pacific cod, Atka mackerel, and flounders.

2/ Includes 25 mt rockfish and 75 mt POP from Aleutians.

3/ All flatfish including Yellowfin sole, turbot and other flounders.

4/ Includes 1,300 mt turbot.

5/ Internal waters request.

6/ Bycatch.

TABLE 2. JOINT VENTURE REQUESTS BY COMPANY FOR 1986

	<u>Company</u>	<u>Area</u>	<u>Pollock</u>	<u>Pacific cod</u>	<u>Atka mackerel</u>	<u>Yellowfin sole</u>	<u>Flatfish</u>	<u>Other</u>	<u>Total</u>
<u>JAPAN</u>									
1.	Whitney Fidalgo/Ohtori	B/G							
✓2.	Westward Trawlers/Taiyo	B/G → 30,000							
✓3.	Westward Trawlers/Kanai	B/G							
4.	Alyeska Ocean/Hoko	B/G							
✓5.	Peter Pan/Nichiro	B/G							
6.	Northern Deep Sea Fisheries/Nippon Suisan	B/G				UNKNOWN			
7.	Alaska Contact/Anyo Group	B/G							
8.	Alaska Contact/Nansei Group	B/G							
✓9.	Profish/Hamaya	BSA	} 10-20,000 Pollock						
✓10.	Profish/Matsubun	BSA							
✓11.	North Pacific Cooperative Fisheries/Japan Longliners	GOA	--	2,000	--	--	--	100	2,100
12.	?/Hokkaido Fisheries	B/G				UNKNOWN			
JAPAN TOTAL		BSA	405,000	6,500	5,000	20,000	19,000	--	455,500
		GOA	<u>120,000</u>	<u>--</u>	<u>--</u>	<u>--</u>	<u>--</u>	<u>7,000</u> <sup>1/</sup>	<u>127,000</u>
		B/G	525,000	6,500	5,000	20,000	19,000	7,000	582,500

*Superseded  
12/9*

<sup>1/</sup> Includes Pacific cod, flounders and Atka Mackerel.

	<u>Company</u>	<u>Area</u>	<u>Pollock</u>	<u>Pacific cod</u>	<u>Atka mackerel</u>	<u>Yellowfin sole</u>	<u>Flatfish</u>	<u>Other</u>	<u>Total</u>
<u>SOUTH KOREA</u>									
13.	Cal-Alaska/Marine Ent.	BSA	3,460	230	680	--	700	60	5,130
		GOA	<u>1,640</u>		<u>--</u>	<u>--</u>	<u>--</u>	<u>30</u>	<u>1,670</u>
			5,100	230	680	--	700	90	6,800
✓14.	Alaska JV/Samho Moolsan	BSA	17,660	800	2,360	--	2,450	280	23,550
		GOA	<u>7,680</u>	<u>130</u>	<u>260</u>	<u>--</u>	<u>260</u>	<u>120</u>	<u>8,450</u>
			25,340	930	2,620	--	2,710	400	32,000
✓15.	Alaska JV/Nambug	BSA	8,100	500	1,500	--	1,500	--	10,600
		GOA	<u>4,000</u>	<u>50</u>	<u>100</u>	<u>--</u>	<u>150</u>	<u>--</u>	<u>4,300</u>
			12,100	550	1,600	--	1,650	--	15,900
✓16.	ProFish/Namyang Frozen Foods	BSA	--	500	1,500	--	2,500	500	5,000
✓17.	ProFish/Namyangsa	BSA	--	1,000	5,000	--	2,000	500	8,500
		GOA	<u>* 5,000</u>	<u>--</u>	<u>--</u>	<u>--</u>	<u>--</u>	<u>--</u>	<u>5,000</u>
			5,000	1,000	5,000	--	2,000	500	13,500
			<i>* covered all go BSA</i>						
✓18.	ProFish/Dongwon	B/G	12,900	1,500	5,500	3,000	--	--	22,900 <sup>1/</sup>
✓19.	ProFish/Silla	BSA	15,000	850	2,700	--	2,800	200	21,550
		GOA	<u>7,100</u>	<u>150</u>	<u>300</u>	<u>--</u>	<u>150</u>	<u>100</u>	<u>7,800</u>
			22,100	1,000	3,000	--	2,950	300	29,350
✓20.	ProFish/Dongbang	BSA	5,500	300	1,000	--	1,100	100	8,000
		GOA	<u>2,640</u>	<u>50</u>	<u>80</u>	<u>--</u>	<u>80</u>	<u>50</u>	<u>2,900</u>
			8,140	350	1,080	--	1,180	150	10,900
21.	JV Fisheries/Oyang	BSA	11,000	1,000	1,000	--	750	--	13,750
		GOA	<u>5,000</u>	<u>1,000</u>	<u>1,000</u>	<u>--</u>	<u>500</u>	<u>--</u>	<u>7,500</u>
			16,000	2,000	2,000	--	1,250	--	21,250
✓22.	Alaska JV/Daerim	BSA	2,000	500	2,000	--	2,650	100	7,250
		GOA	<u>7,700</u>	<u>100</u>	<u>500</u>	<u>--</u>	<u>--</u>	<u>50</u>	<u>8,350</u>
			9,700	600	2,500	--	2,650	150	15,600

1/ The permit application specifies 40,000 mt pollock and 50,000 mt total. The cover letter to all Korean permits says 22,900 mt total which has been confirmed by ProFish. Need to clarify species mix.

Company	Area	Pollock	Pacific cod	Atka mackerel	Yellowfin sole	Flatfish	Other	Total
<u>SOUTH KOREA (Continued)</u>								
23. N.W. JV Fisheries/Hansung	BSA	12,200	800	1,600	400	--	--	15,000
	GOA	<u>13,900</u>	<u>--</u>	<u>--</u>	<u>--</u>	<u>--</u>	<u>--</u>	<u>13,900</u>
		26,100	800	1,600	400	--	--	28,900
24. N.W. JV Fisheries/Sajo	BSA	--	550	4,000	1,500	--	--	6,050
	GOA	<u>6,250</u>	<u>--</u>	<u>--</u>	<u>--</u>	<u>--</u>	<u>--</u>	<u>6,250</u>
		6,250	550	4,000	1,500	--	--	12,300
25. Arctic Venture/Transocean	BSA	3,600	200	700	--	700	100	5,300
	GOA	<u>1,800</u>	<u>50</u>	<u>50</u>	<u>--</u>	<u>50</u>	<u>50</u>	<u>2,000</u>
		5,400	250	750	--	750	150	7,300
26. <i>Alaska Contact</i> ?/Korean Wonyang <sup>2/</sup>	BSA	<i>OK</i> <del>16,000</del> <i>3,000</i>	900	2,900	--	3,000	250	<i>OK</i> <del>23,050</del> <i>30,050</i>
	GOA	<u>7,500</u>	<u>150</u>	<u>250</u>	<u>--</u>	<u>250</u>	<u>100</u>	<u>8,250</u>
		23,500	1,050	3,150	--	3,250	350	31,300
KOREA TOTAL	B/G	177,630	11,310	34,980	4,900	21,590	2,590	253,000
<u>U.S.S.R.</u>								
27. Marine Resources Co. (USSR TOTAL)	<i>BSA</i> BSA	<i>3,000</i> <del>3,200</del>	19,200	17,100	85,100	56,500	925 <sup>1/</sup>	182,025
<u>TAIWAN</u>								
28. Alaska Contact	BSA	--	--	--	--	--	--	1,500
	GOA	500	2,800	--	--	1,200	500	<u>5,000</u>
								6,500
29. Windjammer Seafoods	BSA	--	--	--	--	--	--	<u>3,500</u>
TAIWAN TOTAL		1,000	4,900	--	--	3,500	600	10,000

1/ Includes 75 mt POP and 25 mt Other rockfish from Aleutians.

2/ ~~About 16,000 mt will be purchased from U.S. harvesters coordinated by Alaska Contact.~~

*Alaska Contact*

	<u>Company</u>	<u>Area</u>	<u>Pollock</u>	<u>Pacific cod</u>	<u>Atka mackerel</u>	<u>Yellowfin sole</u>	<u>Flatfish</u>	<u>Other</u>	<u>Total</u>
<u>POLAND</u>									
✓ 30.	Alaska JV Fisheries	B/G	17,500	--	--	--	--	--	17,500
✓ 31.	ProFish International	B/G	15,000	--	--	--	--	--	15,000
✓ 32.	Quest Alaska	B/G	<u>17,500</u>	--	--	--	--	--	<u>17,500</u>
	POLAND TOTAL		50,000	--	--	--	--	--	50,000
<u>PRC</u>									
33.	Internat'l Ocean Opportunities	B/G	--	--	--	--	--	--	--
34.	North Pacific International	B/G	--	--	--	UNKNOWN	--	--	--
35.	Marco Seattle	B/G	<u>--</u>	<u>--</u>	<u>--</u>	<u>--</u>	<u>--</u>	<u>--</u>	<u>--</u>
	PRC TOTAL		15,550	4,000	2,000 <i>BSA</i>	--	13,450	--	35,000

TABLE 1. JOINT VENTURE REQUESTS (MT) COMBINED BY COUNTRY FOR 1986.

<u>Country</u>	<u>Pollock</u>	<u>P. cod</u>	<u>A. mackerel</u>	<u>Yellowfin S.</u>	<u>Flatfish</u>	<u>Other</u>	<u>Total</u>
Japan	525,000	6,500	5,000	20,000	19,000	7,000 <sup>1/</sup>	582,500
ROK	177,630	11,310	34,980	4,900	21,590 1,740	2,590	253,000
USSR	3,200	19,200	17,100	85,100	56,500	925 <sup>2/</sup>	182,025
Taiwan	1,000	4,900	--	--	3,500 <sup>4/</sup>	600	10,000
Poland	50,000	--	--	--	--	--	50,000
China	<u>15,550</u>	<u>4,000</u>	<u>2,000</u>	<u>--</u>	<u>13,450</u> <sup>3/</sup>	<u>--</u>	<u>35,000</u>
TOTAL	772,380	45,910	59,080	110,000	114,040	11,115	1,112,525

1/ Includes Pacific cod, Atka mackerel, and flounders.

2/ Includes 25 mt rockfish and 75 mt POP from Aleutians.

3/ All flatfish including Yellowfin sole, turbot and other flounders.

4/ Includes 1,300 mt turbot.



TABLE 3. Supplemental Information on Joint Ventures for 1986

C5

<u>Company &amp; Request</u>	<u>Foreign Vessels</u>	<u>U.S. Vessels</u>	<u>Price</u>	<u>Product &amp; Market</u>
<u>JAPAN</u>				
1. Whitney Fidalgo/ Ohtori	Daishin 28 Ohtori	Golden Fleece Barbara Lee Emerald Sea Elizabeth F Lady of Good Voyage (2-3 vessels on station)	Unknown	Surimi, H&G, fillet meal, oil, frozen round Primarily for Japan
2. Westward Trawlers/ Taiyo	Tenyo Tenyo 2 Tenyo 3 Tenyo 5 Zuiyo 2 Zuiyo 3 Zuiyo	10-14	Unknown	Surimi, H&G, frozen round, meal, oil Primarily for Japan
3. Westward Trawlers/ Kanai	Tomi 85 Tomi 83	3-6	Unknown	H&G, frozen, fillet Primarily for Japan
4. Alyeska Ocean/Hoko	Tsuda Chikubu	4	Unknown	H&G, surimi, fillet Frozen round, oil, meal; All for Japan
5. Peter Pan/Nichiro	Akebono 15 Akebono 32 Akebono 27 Akebono 18 Akebono 72 Akebono 1 Akebono 2	Great Pacific Pacific Alliance	Unknown	H&G All for Japan
6. Northern Deep Sea Fisheries/Nippon Suisan	Yamato Rikuzen Kongo Koyo Haruna	8-14	Unknown	Surimi, H&G, roe, meal, oil, fillet, frozen round Primarily for Japan

<u>Company &amp; Request</u>	<u>Foreign Vessels</u>	<u>U.S. Vessels</u>	<u>Price</u>	<u>Product &amp; Market</u>
<u>JAPAN, Continued</u>				
7. Alaska Contact/ Anyo Group	Fukuyoshi 38 Anyo 11 Anyo 17 Anyo 18 Koshin 11	2-3	Pollock \$85-110/t Flatfish \$40-450/t	H&F, fillet All for Japan
8. Alaska Contact/ Nansei Group	Kaiyo 11 Akebono 22 Daian 188 Shinnichi 38 Shunyoo 118 Zuihoo 28	2-3	Unknown	H&G, fillets Mostly for Japan, none to USA
9. ProFish/Hamaya	Eikyu 81 Eikyu 3	2-4	Pollock \$80-110/t Flatfish \$120-280/t	H&G, fillet All into Japan
10. ProFish/Matsubun	Ryuhoo 31	1-2	Pollock \$80-110/t Flatfish \$170-180/t	Roe, frozen round All into Japan
11. North Pacific Coop. Fish./Japan Long- liners (2,100 mt)	Fukuyosi 8 Ryusho 15	5-15	Unknown	Frozen H&G None to USA
12. ?/Hokkaido Fisheries	Ryuyo	2-3	Unknown	Frozen, H&G All into Japan

<u>Company &amp; Request</u>	<u>Foreign Vessels</u>	<u>U.S. Vessels</u>	<u>Price</u>	<u>Product &amp; Market</u>
<u>KOREA</u>				
13. Cal-Alaska/Marine Enterprises (6,800 mt)	No. 7 Sang Won	Flying Cloud	Pollock \$110-132/t Cod \$220-242/t POP \$220-331/t Rockfish \$287-331/t Sablefish \$551/t Sole \$132-154/t Atka mackerel \$154/t	H&G, fillet Primarily to ROK Some to USA
14. Alaska JV Fisheries/ Samho Moolsan (32,000 mt)	Tae Baek No. 29 Tae Baek Ho Tae Baek No. 215 Tae Baek No. 315 99 Tae Baek	Amber Dawn Voyager Aleutian Harvester Morning Star Dona Genoveva American Beauty	\$90-330/t	Round to ROK Fillet to USA
15. Alaska JV/Fisheries Nambug (15,900 mt)	Nambug	2	Pollock \$90-95/t Cod \$210-240/t Sole \$130-140/t Atka mackerel- \$150-160/t	Fillet, surimi, meal, oil, 200 mt pollock fillet to US; rest to ROK
16. ProFish/Namyang Frozen Foods (5,000 mt)	Salvia	2	Unknown	H&G, frozen round Most to ROK
17. ProFish/Namyangsa (13,500 mt)	Sunflower 7 Crystal Dahlia	Royal Atlantic Ambition Lady Good Voyage Vanguard Barbara Lee Elizabeth F Margaret Lynn Storm Petrel Columbia Emerald Sea Aleutian Challenger	Unknown	H&G, round Most to ROK

<u>Company &amp; Request</u>	<u>Foreign Vessels</u>	<u>U.S. Vessels</u>	<u>Price</u>	<u>Product &amp; Market</u>
<u>KOREA, Continued</u>				
18. ProFish/Dongwon (22,900 mt)	Dongsan-Ho Yuyang Ho Shin Yang Ho	Royal Atlantic Vanguard Golden Venture Lady of Good Voyage Morning Star Ambition, Endurance Storm Petrel Margaret Lynn Colombia, Emerald Sea, Oceanic, Little Bear Gun Mar	Unknown	H&G Fillets
19. ProFish/Silla (29,350 mt)	Shin An Ho Han Jin Ho Han Kil Ho Hanil Ho	2-8	Unknown	Fillet, surimi International and domestic markets
20. ProFish/Dongbang (10,900 mt)	No. 71 Dong Bang	2-3	Unknown	Fillet, H&G Most to ROK
21. JV Fisheries/Oyang (21,250 mt)	Oyang Ho No. 70 Oyang Ho	Hazel Lorraine Muir Milach Excalibur II Ocean Harvester	Pollock \$90-95/t Sole \$125-130/t Atka mackerel \$150- 158/t; Cod \$210- 220/t	Surimi, H&G, oil, fillets None to U.S.
22. Alaska JV/Daerim (15,600 mt)	Daejin 52 Daejin 21	4	Unknown	H&G, fillet Most for Korea
23. NW JV Fisheries/ Hansung (28,900 mt)	Joon Sung Ho Dae Sung Ho No. 1 Han Sung	7 6 vessels on station	Unknown	H&G, fillet Primarily for Korea Some for USA
24. NW JV Fisheries/ Sajo (12,300 mt)	Oryong 501 Oryong 503	4-5	Unknown	Meal, frozen

<u>Company &amp; Request</u>	<u>Foreign Vessels</u>	<u>U.S. Vessels</u>	<u>Price</u>	<u>Product &amp; Market</u>
<u>KOREA, Continued</u>				
25. Arctic Venture/ Transocean (7,300 mt)	Gae Yang Ho	2-3	Unknown	H&G, frozen Most to Korea
26. ?/Korea Wonyang <sup>1/</sup> (31,300 mt)	Kyung Yang Ho Pung Yang Ho Cheog Yang Ho	10 (minimum)	Unknown	Fillet, surimi Most to Korea Some to USA
<u>U.S.S.R.</u>				
27. Marine Resources Co. (182,025 mt)	19 large stern trawlers 2 factory ships 8-10 support vessels	27-31 full time 5-10 standby	Unknown	H&G, fillet, frozen round, meal, Int'l markets; Value to US fishermen will total about \$22.4 million
<u>TAIWAN</u>				
28. Alaska Contact (6,500 mt)	Chief Dragon 101 Chief Dragon 737 Chief Phoenix 666 Golden Dragon 1 Lucky Star 767	5-6	Unknown	H&G, frozen in blocks None to USA
29. Windjammer Seafoods (3,500 mt)	Same as No. 28	1-2	Unknown	H&G, frozen in blocks None to USA
<u>POLAND</u>				
30. Alaska JV Fisheries (17,500 mt)	45 applications Minimum of 3 stern trawlers on station with joint ventures	Unknown	Unknown	Fillets, H&G, meal For Poland
31. ProFish International (15,000 mt)				
32. Quest Alaska (17,500 mt)				
<u>1/ 16,000 mt to Alaska Contact.</u>				

<u>Company &amp; Request</u>	<u>Foreign Vessels</u>	<u>U.S. Vessels</u>	<u>Price</u>	<u>Product &amp; Market</u>
<u>PRC</u>				
33. International Ocean Opportunities	Geng Hai Yan Yuan 1 Kai Chuang Liao Ying	7	Unknown	Roe, fillet, H&G, meal, oil Majority into China; some to U.S. and Int'l markets
34. North Pacific International				
35. Marco Seattle				

TABLE 4

JOINT VENTURE CATCHES (MT) FOR 1978-85

<u>Company</u> <sup>1/</sup>	<u>Country</u>	<u>Total</u> <sup>2/</sup>	<u>Request</u> <sup>3/</sup>	<u>%</u>	<u>Main Species</u>
<u>1985</u>					
WFO	Japan	25,007	26,630	94	pollock, sole
WFK	Japan	21,979	11,000	200	pollock
WTI	Japan	141,698	144,585	98	pollock, sole
WTK	Japan	1,575	1,540	102	sole
WTH	Japan	8,000	8,300	96	pollock
ALH	Japan	39,938	37,330	107	pollock
PPS	Japan	29,150	26,250	111	pollock, sole
UNI	Japan	176,422	185,880	95	pollock, sole
ACJ	Japan	12,604	20,500	61	pollock, cod, flatfish
AFH	Japan	1,404	2,220	63	flatfish
CAK	Korea	9,060	9,200	98	pollock, mackerel, POP
AJN	Korea	9,800	10,000	98	pollock
AJD	Korea	16,262	6,600	246	pollock, mackerel
AJV	Korea	31,837	25,000	127	pollock, cod, mackerel, flatfish
JVF	Korea	12,647	13,500	94	pollock, mackerel
ACH	Korea	23,464	33,300	70	pollock, cod, sole
PR <sup>4/</sup>	Korea	32,048	35,300	91	pollock, mackerel, cod, sole
PRO <sup>5/</sup>	Korea	1,400	4,500	31	pollock, cod
AVK <sup>5/</sup>	Korea	28,266	37,000	76*	pollock <i>change I didn't get</i>
AVT	Korea	3,358 <i>4546</i>	3,000	112 <i>1518</i>	mackerel, sole
MRC	USSR	186,730	200,000	93	all
ACL	Taiwan	3,871	6,500	60	pollock, cod
SGT	Taiwan	0	2,500	0	pollock, cod
*ACP	Poland	26,200	40,000	66	pollock
QET	Poland	6,844	10,000	68	pollock
AJI	Iceland	0	15,000	0	pollock, cod
PRP	Portugal	750	10,000	8	cod
PRC	China	0	4,500	0	pollock
1985 TOTAL		<del>850,314</del> <i>858,614</i>	906,435	<del>94</del> <i>95</i>	

\*Still operating.

1/ See last page for full company names.

2/ Status through early December.

3/ These represent just the initial requests by the companies and do not include any formal or informal inseason augmentations to the original request reviewed by the Council.

4/ PR - Combines operations for PRD, PRS, PRG, and PRY.

5/ No update available.

<u>Company</u> <sup>1/</sup>	<u>Country</u>	<u>Total</u>	<u>Request</u> <sup>2/</sup>	<u>%</u>	<u>Main Species</u>
<u>1984</u>					
MRC	USSR	92,310	92,300	100	pollock, sole, cod, A. mackerel
WFS	Japan	23,000	24,000	96	pollock
WTI	Japan	114,063	110,000	104	pollock
AHL	Japan	36,089	35,000	103	pollock
PPS	Japan	25,902	21,000	123	pollock, sole
UNI	Japan	133,202	129,000	103	pollock
CAK	Korea	6,130	8,200	75	pollock, A. mackerel
JVF	Korea	13,957	21,000	66	pollock, A. mackerel
PRD	Korea	8,983	7,000	128	pollock, sole
PRS	Korea	10,500	10,500	100	pollock, A. mackerel
PRM	Korea	3,232	3,000	108	pollock
FPA	Korea	18,243	12,000	152	pollock
AJV	Korea	26,000	20,000	130	pollock, A. mackerel, sole
AJD	Korea	6,800	2,500	272	A. mackerel
ACH	Korea	4,730	4,000	118	pollock, A. mackerel
DRM	Korea	6,700	3,000	223	flatfish, cod, pollock
ACL	Taiwan	8,250	12,000	69	cod, pollock
SGT	Taiwan	0	7,000	0	cod; flatfish
ACP	Poland	15,000	15,000	100	pollock
QET	Poland	4,680	5,000	94	pollock
ACT	Portugal	0	1,762	0	cod
ASF	Spain	1,800	12,000	15	cod
FRG	Germany	<u>4,000</u>	<u>6,000</u>	<u>67</u>	pollock
1984 TOTAL		554,212	561,262	99	

<u>1983</u>					
MRC	USSR	71,750	104,000	69	sole, pollock, A. mackerel, cod
FRG	Germany	0	8,360	0	cod, pollock
JVN	Korea	24,276	18,000	135	pollock, cod, yellowfin sole
FPA	Korea	31,000	32,000	97	pollock
NPC	Korea	4,000	8,600	46	pollock
UNI	Japan	78,000	60,000	130	pollock
WTI	Japan	66,597	45,000	148	pollock
JHA	Japan	31,487	26,000	121	pollock
WFS	Japan	26,239	20,000	131	pollock
PPS	Japan	11,600	10,000	116	pollock
ACL	Taiwan	3,000	4,000	75	cod, flatfish
PHS	Taiwan	--	6,000	--	cod, flounders
ASF	Spain	--	<u>12,000</u>	<u>--</u>	cod, pollock
1983 TOTAL		347,949	353,960	98	

1/ See last page for full company names.

2/ These represent just the initial requests by the companies and do not include any formal or informal inseason augmentations to the original request reviewed by the Council.



<u>Company</u> <sup>1/</sup>	<u>Country</u>	<u>Total</u>	<u>Request</u> <sup>2/</sup>	<u>%</u>	<u>Main Species</u>
<u>1982</u>					
MRC	USSR	53,216	96,000	55	flatfish, A. mackerel, cod
FRG	Germany	4,000	15,420	26	cod, pollock
JVN	Korea	16,321	16,500	99	pollock
FPA	Korea	32,023	30,000	107	pollock
UNI	Japan	21,315	20,000	107	pollock
WTI	Japan	23,718	30,000	79	pollock
JHA	Japan	11,631	10,000	116	pollock
WFS	Japan	9,932	10,000	99	pollock
MPK	Poland	7,000	24,300	29	pollock, cod
SSF	Taiwan	400	5,700	7	cod, pollock
	1982 TOTAL	179,556	257,920	70	
<u>1981</u>					
MRC	USSR	48,020	72,500	66	yellowfin sole, pollock, cod
FRG	Germany	3,004	25,000	12	cod, pollock
FPA	Korea	30,000	77,500	39	pollock
UNI	Japan	6,130	7,000	88	pollock
PAK	Japan	5,315	7,000	76	pollock
MPK	Poland	2,220	18,430	12	pollock
	1981 TOTAL	94,689	207,430	46	
<u>1980</u>					
MRC	USSR	24,859	31,500	79	yellowfin sole, cod, pollock
FPA	Korea	8,571	122,500	7	pollock, cod
	1980 TOTAL	33,430	154,000	22	
<u>1979</u>					
MRC	USSR	123	10,000	1	pollock
FPA	Korea	1,383	130,000	1	pollock
	1979 TOTAL	1,506	140,000	1	
<u>1978</u>					
FPA	Korea	45	unknown		pollock

1/ See last page for full company names.

2/ These represent just the initial requests by the companies and do not include any formal or informal inseason augmentations to the original request reviewed by the Council.

Joint Venture Companies

ACH = Alaska Contact/Hansung Fisheries  
ACJ = Alaska Contact/Japan Medium Trawlers  
ACL = Alaska Contact, Ltd./Highly Enterprise  
ACP = Alaska Contact, Ltd./Poland  
ACT = Alaska Contact, Ltd./Portugal  
AFH = Alaskan Fisheries/Hokkaido  
AJD = Alaskan Joint Venture Fisheries/Daerim  
AJI = Alaskan Joint Venture Fisheries/Iceland  
AJN = Alaskan Joint Venture Fisheries/Nambug  
AJV = Alaskan Joint Venture Fisheries/Samho Moolsan  
ALH = Alyeska Ocean/Hoko  
ASF = Alaska Salt Fish/Bacaladera Vasca  
AVK = Arctic Venture Fisheries/Korea Wong Yang  
AVT = Arctic Venture Fisheries/Transocean  
CAK = Cal-Alaska Fisheries/Marine Enterprise  
DRM = Daerim Fisheries/Alaska Joint Venture Fisheries  
FPA = Fish Prod. Assoc./Korea Wonyang Fish.  
FRG = Nordstern  
JHA = Jeff Hendricks/Hoko Fish.  
JVF = J.V. Fish. Ltd./Oyang Fisheries and Nambug Fisheries  
JVN = J.V. Fish. Ltd./N. Pac. Jt. Fishing Op. Committee  
MPK = Mrs. Pauls Kitchen  
MRC = Marine Resources Co.  
NPC = North Pac. Corp./Marine Enterprise Co.  
PAK = Pan-Alaska/Taiyo  
PHS = Pribilof-Highly Sea Products/Highly Enterprise  
PPS = Peter Pan Seafoods/Nichiro Gyogyo  
PRC = Pacific Rim Ventures/National Marine Fish Corp (China)  
PRD = Profish International/Dongwon  
PRG = Profish International/Dongbang  
PRM = Profish International/Daerim  
PRO = Profish International/Daiho  
PRP = Profish Alaska/Portugal  
PRS = Profish International/Silla  
PRY = Profish International/Namyang  
QET = Quest Export Trading Company/Poland  
SGT = St. George Tanaq/Highly Enterprise  
SSF = Swiftsure/Chong Shing Ocean Enterprise  
UNI = Uni-Sea/Nippon Suisan Kaisha  
WFK = Whitney-Fidalgo/Kyokuyo  
WFO = Whitney-Fidalgo/Ohtori  
WFS = Whitney-Fidalgo/Ohtori Suisan (Kyokuyo)  
WTH = Westward Trawlers/Hokkaido Fisheries  
WTI = Westward Trawlers/Taiyo  
WTK = Westward Trawlers/Kanai

1986  
JOINT VENTURES OFF ALASKA

Alaska Contact:

Anyo Group (Japan)  
Nansei Group (Japan)  
Korea Wonyang (S. Korea)  
Highly Enterprise Corp. (Taiwan)  
Sara S. Hemphill  
750 West Second Avenue, Suite 203  
Anchorage, Alaska 99501  
(907) 279-8313

Alaskan Joint Venture Fisheries:

Sam Ho Moolsan Co. (S. Korea)  
Daerim (S. Korea)  
Nambug (S. Korea)  
Poland  
Thorne Tasker, President  
Alaska Joint Venture Fisheries  
Box 1172  
Homer, Alaska 99603  
(907) 235-5272

or

Annie Burnham  
310 K Street, Suite 310  
Anchorage, AK 99501  
(907) 276-5342, 5379

Alyeska Ocean:

Hoko Fishing Company (Japan)  
Jeff Hendricks or Kevin Kirkpatrick  
816 Fourth Street  
Anacortes, Washington 98221  
(206) 293-4677  
or  
Clinton Atkinson  
Hoko Fishing Co., Ltd.  
1111 - 3rd Ave., Suite 2845  
Seattle, Washington 98101  
(206) 524-4242

Arctic Venture Fisheries:

Korea Wonyang Fisheries (S. Korea)  
Transocean (S. Korea)  
Hae-joo Park or Steve Sarich  
321 16th Ave. South  
Seattle, Washington 98144  
(206) 323-5550

Cal-Alaska Fisheries:

Marine Enterprise Co. (S. Korea)  
John C. Marr, Chairman  
Cal-Alaska Fisheries  
P.O. Box 772  
Temecula, CA 92390  
(714) 676-2635  
or  
Howard Y. Ree or Phil Chung  
4215 21st Avenue West, Room 108  
Seattle, WA 98199  
(206) 281-8200

International Ocean Opportunities  
Unlimited:

Shanghai Deep Sea Fisheries (China)  
1216 Pine Street, #301  
Seattle, WA 98101  
(206) 622-5973

J.V. Fisheries:

Oyang Fisheries Co. (S. Korea)  
Phil Chitwood, Operations Director  
J.V. Fisheries, Ltd.  
192 Nickerson, Suite 308  
Seattle, Washington 98109  
(206) 285-6424

Marco Seattle Inc.:

Yantai Marine  
Fisheries Co. (China)  
2300 W. Commodore Way  
Seattle, WA 98199  
(206) 285-3200

Marine Resources Co.:

USSR  
Bert Larkins, General Manager  
Marine Resources Company  
192 Nickerson, Suite 307  
Seattle, Washington 98109  
(206) 285-6424

North Pacific Cooperative Fisheries:

Japan Longliners  
Mr. T.J. Ohyama  
700 H Street, Suite #9  
Anchorage, AK 99501  
(907) 277-0654

(Revised 12/4/85)

North Pacific International Corp.:

Dalian Distant Sea  
Fisheries Corp. (China)  
203 W. 15th Avenue, Suite 102  
Anchorage, AK 99501  
(907) 276-1980

Northern Deep Sea Fisheries:

Nippon Suisan Kaisha (Japan)  
Peter Block  
927 N. Northlake Way, Suite 100  
Seattle, WA 98103  
(206) 545-7271

Northwest Joint Venture Fish:

Hansung (S. Korea)  
Sajo (S. Korea)

?

Peter Pan Seafoods:

Nichiro Gyogyo (Japan)  
Don Rawlinson  
Peter Pan Seafoods, Inc.  
1000 Denny Bldg, 6th & Blanchard  
Seattle, Washington 98121  
(206) 624-4344

Profish International:

Silla Trading Co. (S. Korea)  
Dongbang (S. Korea)  
Namyang (S. Korea)  
Dongwon Industries (S. Korea)  
Hamaya (Japan)  
Matsubun (Japan)  
Poland

Mick Stevens  
657 N. 34th  
Seattle, Washington 98103  
(206) 547-6800

Quest Alaska, Inc.:

Poland  
Nancy Eickhoff or Nancy Davis  
318 N. Front Street  
Coos Bay, Oregon 97420-2325  
(503) 267-5457

Westward Trawlers:

Taiyo Fishery Company (Japan)  
Kanai Gyogyo (Japan)  
Hugh Reilly  
Margaret Dawson  
Westward Trawlers  
3040 West Commodore Way  
Seattle, Washington 98199  
(206) 284-2114

Whitney-Fidalgo Seafoods:

Kyokuyo Fishing Co. (Japan)  
Ohtori Suisan (Japan)  
S. Tonochi or Yuzo Nimura  
Kyokuyo USA, Inc.  
100 W. Harrison Plaza, South Tower  
P.O. Box 9287  
Seattle, Washington 98109  
(206) 285-0300

Windjammer Seafoods (Taiwan)

Chris Aaro  
Windjammer Seafoods, Inc.  
Suite 208, Nickerson Bus Ctr.  
3837 13th Avenue West  
Seattle, WA 98119  
(206) 285-9292

10/1/85

## NORTH PACIFIC FISHERY MANAGEMENT COUNCIL

Policy on Joint Ventures and Allocations\*

General Policy. The North Pacific Fishery Management Council is responsible by law for assuring the conservation of fishery stocks off Alaska and fostering the development of the United States fishery for those stocks currently underutilized by this country, though they may be fully exploited by other nations. The Magnuson Fishery Conservation and Management Act allows the Council to equitably allocate harvest privileges, and the Council intends to use these allocations to increase American participation in underutilized fisheries consistent with the Act.

The Council believes it is in the greatest national interest for the resource to be harvested, processed, and marketed by U.S. industry. However, until the domestic industry can harvest, process, and market the available groundfish resource, the Council will allow joint ventures between Americans and foreigners that will increase U.S. participation in the utilization of these resources. Joint ventures generally are considered to be operations in which U.S. fishermen deliver raw fish to foreign processors at sea. Other forms of joint ventures are possible and will be appraised on their individual merits as they are formulated.

The Council will continue to give highest priority to target operations that are wholly American, and joint ventures will only be considered for groundfish species not harvested and processed totally by U.S. industry.

The Council intends that any country to whom a direct allocation is given must also be engaged in "over-the-side" joint ventures or the purchase of U.S. produced products. A relationship of at least a one-to-one ratio for joint venture fishing to foreign directed fishing is most desirable at this time. As fully-U.S. harvested and processed fisheries expand, TALFF and then JVP will be decreased toward the total elimination of foreign fishing and processing.

Joint Venture Permit Review Procedure. The Council will hold its review each December of all prospective joint ventures for the coming year. This will coincide with the Council making its final recommendations on apportioning available groundfish yields to Domestic Annual Processing (DAP: totally U.S. harvested and processed), Joint Venture Processing (JVP: U.S. harvested and foreign processed), and Total Allowable Level of Foreign Fishing (TALFF: foreign harvested).

The Council must receive all permit applications for joint ventures at least two weeks before the week of the Council meeting. Applications must be complete and have been published in the Federal Register by Friday preceding Council meeting week. Review of applications not meeting these deadlines will be postponed until the next scheduled meeting of the Council. If necessary, the Council may request the Permit Review Committee to consider applications between regular Council meetings.

\*Adopted by Council in September 1985.

All interested persons are invited to submit written and oral comments to the Council and its Permit Review Committee on all matters relevant to proposed joint ventures, including the extent to which various foreign nations meet the criteria listed in Table 1.

Joint ventures are expected to estimate their groundfish harvest needs as accurately as possible and to specify their needs by Council management area (e.g. Bering Sea, Aleutians, Western Gulf, etc.). The Council will compare these requests in aggregate with NMFS projections of JVP derived from industry surveys and will closely monitor attainment of joint venture goals during the season.

The Council's recommendations on approvability of permit requests and on permit conditions and restrictions will be forwarded to NMFS. The Council requests that NMFS respond in writing concerning final disposition of the Council's recommendations, with reasons for disapproval should that occur.

Basis for Recommendations. Groundfish operations which are legitimately wholly domestic in the harvesting and processing of our fishery resources and do not involve foreign flag vessels, fall under the Council's definition of DAP and therefore will not need permits. They will be given first priority in groundfish apportionments. Second priority is granted to operations involving foreign processing vessels and U.S. harvesters and other sectors of the U.S. industry.

The Council will use the criteria in Table 1 to appraise a country's joint venture requests relative to other nations and make its recommendations to NMFS. Other factors not listed may be considered also. The Council intends to give preference to those nations whose operations clearly evidence maximum U.S. industry involvement in all phases of the operation and which give strongest support to the development of the domestic industry for underutilized species.

#### Company Allocation of Bycatch

All companies will fish from a common pool for joint venture target species whether or not demand exceeds supply. However, each company or operation will be allocated an appropriate share of bycatch species which, when attained, will curtail only that company's fishing regardless of whether their target tonnage goals have been attained.

#### Internal Waters Joint Venture Review

The Council requests the opportunity to review all internal waters joint venture requests. Depending on the nature of the specific application, the Council may meet formally in whole or in Committee to comment further. The Council staff may provide technical comments. The Governor of Alaska is requested to appoint the Chairman of the Council's Permit Review Committee as a standing member of the State's Foreign Processing Advisory Committee.


Table 1. Criteria for the review of joint venture requests\*

- 
- Level of U.S. industry involvement in all phases of nation's joint operations (harvesting, processing, marketing, or others)
  - Enhancement of U.S. employment at sea and ashore
  - Transfer of capital through investment in U.S. industry.
  - Technology transfer.
  - Achievement of joint venture goals during previous seasons.
  - Proof of financial responsibility by foreign partner.
  - Compatibility of joint operation with other U.S. fisheries and incidental species (i.e. gear conflicts, ground preemption, bycatch of U.S. fully-utilized species, etc.).
  - Economic contribution of nation's joint ventures to U.S. harvesting, processing, and support industries.
  - Purchase of U.S. processed product, especially underutilized species.
  - Compliance with U.S. laws, international treaties, and regulations.
  - Existence of trade barriers to U.S. fish products and efforts to remove them.
  - Ratios of country's total joint venture request and purchase of U.S.-processed product to total direct fishing request.
  - Reporting of fishery and market information beyond that required by law.
  - Foreign participation in fisheries research off Alaska.
- 

\*No priorities implied.



# Alaska Contact Ltd.



## ALASKA CONTACT, LTD./JAPAN MEDIUM TRAWLERS 1986 Joint Fishing Venture

Alaska Contact, Ltd. (ACL) and a consortium of Japanese deep sea fishing companies, with whom very successful joint venture operations were conducted in 1985, have mutually developed a project which, given approval by the Japanese industry and government, will put three small to medium Japanese factory trawlers in waters off Alaska to purchase at least 15,000 mt of Pacific cod, pollock, sole and flounder, and other species from U.S. harvesters. The proposed activity will take place throughout the calendar year, beginning in January in the Gulf of Alaska and Bering Sea.

ACL believes that this project has special merit for the following reasons:

1. The project continues to involve Japanese companies and vessels which participated in a highly successful venture with ACL in 1985. The U.S. catchers involved in the 1985 venture gained a great deal of new experience and learned techniques in the avoidance of prohibited species bycatch as well as other important technology transfer.
2. The 1986 project is a natural extension of the fishing relationships developed during the 1985 joint venture involving Japanese and U.S. companies that are small- or medium-sized. Because of the size and nature of the companies involved, this relationship presents opportunities for joint equity involvement which have previously been available only to major U.S. corporations. ACL believes that joint venture projects and/or business relationships such as this embody the spirit and intent of the MFCMA and accelerate progress toward full domestic utilization of U.S. resources.



3. Virtually all pre-season goals were met or exceeded during 1985. Excellence in planning is something that we have come to expect and appreciate. Goals for 1986, described in the permit request, are realistically achievable.

4. The small Japanese companies, with whom ACL has been associated in 1985 and with whom the expanded 1986 project is planned, have demonstrated impeccable handling of financial matters. There is no question regarding financial responsibility.

5. The project as it is currently planned is long-term, and offers U.S. fishermen a year-round, multi-species market opportunity over a period of several years. Of necessity, target species and fishing grounds are those which differ from fully utilized species. The "pioneering" aspect of this project, harvesting underutilized species at times and in places not customarily fished by American harvesters, definitely accentuates the contribution toward development of the U.S. seafood industry made by this group of small Japanese companies.



# Alaska Contact Ltd.

## ALASKA CONTACT, LTD./KOREA

### JOINT FISHING VENTURE FOR 1986


Alaska Contact, Ltd. (ACL) plans to conduct a midwater trawl joint venture with two Korean processing vessels in 1986. ACL's partner for this venture is Korea Wonyang Fisheries Co., Ltd. (KWF). A total of 16,000 MT, predominantly pollock, but including some Pacific cod and other species, is projected for purchase from U.S. harvesters for the first six months of 1986. The proposed activity will begin in Shelikof Straits and move to the Bering Sea as fishing and/or weather conditions dictate.

ACL believes that this project has special merit because it will provide a good-sized market for four to five U.S. catchers over a relatively short period of time. Also, use of midwater gear promises minimum bycatch problems. Furthermore, KWF has diligently pursued, over the past 18 months, its search for a U.S. partner for the conversion of a vessel for surimi production. Negotiations are currently in progress.

This project is a new partnership for ACL; we cannot, therefore, speak to historical trends or prior years' operations. We have ascertained, however, that payment will be guaranteed by an irrevocable letter of credit or equal, acceptable substitute. Operations will not commence before such financial arrangements are secured.



# Alaska Contact Ltd.



ALASKA CONTACT, LTD./TAIWAN  
Joint Fishing Venture for 1986

Alaska Contact, Ltd. (ACL) plans to conduct another trawl joint venture with Taiwanese processing vessels in 1986, principally in the Gulf of Alaska and principally with Alaskan trawlers. We are also planning the potential extension of a U.S. longline/Taiwanese joint venture with our Taiwanese partner and U.S. fishermen.

## 1985 Operations Recap

An experimental longline joint venture conducted during the summer of 1985 was very successful for Alaska Contact and Taiwan. Although it did not generate significant tonnages during its short span, it provided the opportunity to lay important groundwork for the 1986 joint venture and/or domestic processing project. The joint venture was successful in that it provided the U.S. longliners the opportunity to profit from species that would have otherwise been discarded and to enter into the joint venture marketplace for the first time.

Although our 1985 trawl joint venture with Taiwan fell short of its tonnage goals, it certainly was not for lack of effort by either the Taiwanese vessels or the U.S. catcher boats. A review of fishing operations reveals real difficulty in locating and harvesting Pacific cod stocks in the Gulf of Alaska. Our efforts to develop fisheries on underutilized species, such as sole and flounder in the Gulf of Alaska, were thwarted at every turn by extremely severe bycatch limitations. Nevertheless, our joint intentions for 1986 are to continue to develop such a fishery, expanding our efforts in bycatch avoidance techniques.

1986 Proposal Highlights

Longline operations proposed for 1986 will target on those species which Taiwan finds desirable, but which have not been economic from a trawl perspective in past years. Our longline fishery will attempt to target rockfish and Pacific cod and, if it can be pursued in connection with a U.S. processing vessel, sablefish. Flounder, pollock, Pacific cod, and other species will be harvested by the trawl fisheries.

With the longline aspect of the joint venture, we hope to accomplish a dramatic increase in efficiency for the small vessel longline fleet by providing at-sea logistical support (fuel, groceries, bait, water, ice) for vessels that ordinarily are highly restricted in the distance they can travel from port or the time they can spend on the fishing grounds. We will also develop markets for otherwise discarded or underutilized species, such as Greenland turbot. We hope that our longline joint venture will provide full-time consistency in the fishery for a group of fishermen who are not ordinarily able to fish year-round. Timing of the longline fishery will provide a market when the majority of domestic processing vessels are active in the Bristol Bay salmon fishery.

ACL's Taiwanese partners have always demonstrated financial responsibility and have paid in a timely manner. Taiwan's contribution to the development of the U.S. seafood industry through the purchase of U.S.-processed sablefish through the longline aspect of the venture will be a significant, although small, step toward realization of the purpose and intent of the MFCMA.



**CITY OF SEWARD, ALASKA  
RESOLUTION NO. 85-**

**A RESOLUTION OF THE CITY COUNCIL OF CITY OF SEWARD, ALASKA,  
ENCOURAGING PREFERENTIAL BUSINESS RELATIONSHIPS WITH  
JOINT VENTURE FISHERIES PROJECTS THAT SUPPORT  
SHORE-BASED PROCESSORS AND SUPPLIERS**

WHEREAS, the City of Seward has previously shown its support for control of American fisheries within the 200-mile zone through City of Seward Resolution No.85-37, 85-43 and 85-20; and

WHEREAS, the City of Seward recognizes that it is not sound policy to permit foreign fleets access to our fisheries without a corresponding return to our economy; and

WHEREAS, the North Pacific Fisheries Management Council (NPFMC) has already given preference to those joint venture operations or nations which clearly evidence maximum U.S. industrial involvement in all phases of the operation and give strong support to the development of a domestic industry for underutilized fish species; and

WHEREAS, many foreign processors and some U.S. catcher boats are not utilizing services offered by coastal communities, but are resupplying themselves on the high seas with products from their homelands or other foreign ports; and

WHEREAS, the lagging economy of the fishery oriented coastal communities of Alaska can no longer tolerate the utilization of U.S. fisheries without the foreign processors and catcher boats returning something to the local economy;

NOW, THEREFORE, BE IT RESOLVED BY THE CITY COUNCIL OF THE CITY OF SEWARD, ALASKA, that:

Section 1. Those agencies responsible for issuing permits to harvest fish within the 200-mile zone and the Alaska 3-mile limit require those permittees to utilize Alaska shore-based provisions and/or services.

Section 2. Those agencies responsible for issuing permits recognize the cooperative contribution to our economy made by those foreign companies who do purchase Alaska provisions and/or support services and grant them preferential treatment over those companies that do not support shore-based communities.

Section 3. That copies of this Resolution be sent to the cities of Cordova, Homer, Valdez, Dutch Harbor, Kodiak and Cold Bay; North Pacific Fisheries Management Council; Governor Bill Sheffield; Alaska Senators Kerttula and DeVries; Alaska Representative Cato; U.S. Senators Murkowski and Stevens; U.S. Congressman Young; Alaska Commissioner of Commerce; Alaska Commissioner of Fish and Game; Alaska Draggers Association; Alaska Longline Fisherman Association; United Fishermen of Alaska; U.S.A. Coalition; Alaska District International Trade Administration.

Section 4. This Resolution shall take effect immediately upon passing.

PASSED AND APPROVED BY THE CITY COUNCIL OF THE CITY OF SEWARD, ALASKA, this \_\_\_\_\_ day of \_\_\_\_\_, 1985.

CITY OF SEWARD, ALASKA

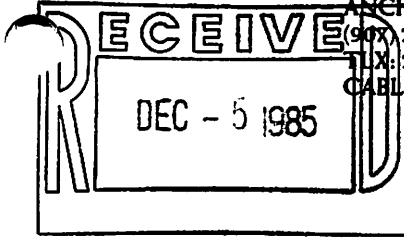
\_\_\_\_\_  
HARRY GIESELER, MAYOR

# INTERNATIONAL MARINE SERVICES, INC.

AGENDA C-5  
SUPPLEMENTAL

☐ 750 W. 2ND AVE., SUITE 203  
ANCHORAGE, AK 99501  
(907) 279-8313  
TLX: 25379 ADVES AHG  
CABLE: ADVES

☐ P.O. BOX 67  
SEWARD, AK 99664  
(907) 224-3735  
TLX: 25467 KAWABE SWRD  
CABLE: KAWABE SEWARD



December 5, 1985

Mr. James O. Campbell  
Chairman  
North Pacific Fishery  
Management Council  
P. O. Box 103136  
Anchorage, AK 99510

Dear Mr. Campbell:

As a newly developed Alaskan company offering port services and provisioning to foreign and U.S. flag vessels in Alaska, we would appreciate the North Pacific Fishery Management Council's (NPFMC) careful study regarding joint venture quota allocations and permits for 1986.

Roughly half of the foreign processors and some U.S. catcher boats are not utilizing port services offered by coastal communities in Alaska, but rather are resupplying themselves on the high seas from their homelands or from other non-Alaskan ports. Foreign fleets who are permitted access to Alaskan fisheries should only be allowed to do so with a corresponding return to our economy.

The utilization of U.S. fisheries juxtaposed with lagging economies of fishing-oriented coastal communities is the reason why we encourage the NPFMC to support preferential business relationships with joint venture fishery companies that support shore-based processors and suppliers.

When the Permit Review Committee and the NPFMC assemble to discuss the issuance of permits to harvest fish within the 200-mile zone, we urge you to require those permittees to utilize Alaska shore-based provisions and/or services. We are certain you will recognize the participative contribution this will make to our economy.

NPFMC should give special consideration to those joint venture operations that cater to generating revenue for Alaska in support over those companies that do not support small coastal communities.

Your consideration regarding this important issue will be appreciated, as it is of great economic concern to the marine service industry as a whole.

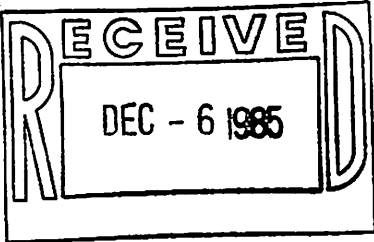
Sincerely,

A handwritten signature in cursive script that reads "Lauren D. Colas".

Lauren D. Colas  
Vessel Agent

**OFFICES: ANCHORAGE, DUTCH HARBOR, KODIAK, SEWARD**





EXPORT COUNCIL OF ALASKA  
RESOLUTION NO. 85-01

A RESOLUTION BY THE EXPORT COUNCIL OF ALASKA  
SUPPORTING THE POSITION OF THE CITY OF SEWARD ON PREFERENTIAL BUSINESS  
RELATIONSHIP WITH JOINT VENTURE FISHERIES PROJECTS THAT SUPPORT SHORE-  
BASED PROCESSORS AND SUPPLIERS

WHEREAS, the Export Council of Alaska is a duly consti-  
tuted federal advisory panel with the purpose of promoting Alaskan  
exports; and

WHEREAS, the Export Council of Alaska advises the Secre-  
tary of the U.S. Department of Commerce on foreign trade matters; and

WHEREAS, Joint Venture fisheries projects contribute to  
United States exports and the balance of trade; and

WHEREAS, the City Council of the City of Seward has  
passed Resolution No. 85-107 to request those agencies responsible  
for issuing permits within the Exclusive Economic Zone of the United  
States to utilize Alaska shore-based provisions and/or services; and


WHEREAS, the City of Seward has requested the support of  
the Export Council of Alaska in this endeavor;

NOW, THEREFORE, BE IT RESOLVED THAT:

The Export Council of Alaska supports the position of  
the City of Seward as stated in its Resolution No. 85-107, dated  
NOVEMBER 25, 1985.

PASSED AND APPROVED BY THE EXPORT COUNCIL OF ALASKA,  
THIS 4TH DAY OF DECEMBER, 1985.

THE EXPORT COUNCIL OF ALASKA

  
CHARLES R. WEBBER  
VICE CHAIRMAN

CITY OF SEWARD, ALASKA  
RESOLUTION NO. 85-107

A RESOLUTION OF THE CITY COUNCIL OF THE CITY OF  
SEWARD, ALASKA, ENCOURAGING PREFERENTIAL BUSINESS RELATIONSHIPS  
WITH JOINT VENTURE FISHERIES PROJECTS THAT SUPPORT SHORE-BASED  
PROCESSORS AND SUPPLIERS

WHEREAS, the City of Seward has previously shown its support for control of American fisheries within the 200 mile zone through City of Seward Resolutions No. 85-20, No. 85-37, and No. 85-43; and

WHEREAS, the City of Seward recognizes that it is not sound policy to permit foreign fleets access to our fisheries without a corresponding return to our economy; and

WHEREAS, the North Pacific Fisheries Management Council (NPFMC) has already given preference to those joint venture operations or nations which clearly evidence maximum U.S. industrial involvement in all phases of the operation and give strong support to the development of a domestic industry for under-utilized fish species; and

WHEREAS, many foreign processors and some U.S. catcher boats are not utilizing services offered by coastal communities, but are resupplying themselves on the high seas with products from their homelands or other foreign ports; and

WHEREAS, the lagging economy of the fishery oriented coastal communities of Alaska can no longer tolerate the utilization of U.S. fisheries without the foreign processors and catcher boats returning something to the local economy;

NOW, THEREFORE, BE IT RESOLVED BY THE CITY COUNCIL OF THE CITY OF SEWARD, ALASKA, that:

Section 1. Those agencies responsible for issuing permits to harvest fish within the 200 mile zone and the Alaska 3 mile limit are encouraged to require those permittees to utilize Alaska shore-based provisions and/or services.

Section 2. Those agencies responsible for issuing permits are encouraged to recognize the cooperative contribution to our economy made by those foreign companies who do purchase Alaska provisions and/or support services, and are further encouraged to grant them preferential treatment over those companies which do not support shore-based communities.

Section 3. Copies of this resolution shall be sent to the cities of Cordova, Homer, Valdez, Dutch Harbor, Kodiak and Cold Bay; the North Pacific Fisheries Management Council; Governor Bill Sheffield; Alaska Senators Kerttula and DeVries; Alaska Representative Cato; U.S.

CITY OF SEWARD, ALASKA  
RESOLUTION NO. 85-107

Senators Murkowski and Stevens; U.S. Congressman Young; Alaska Commissioner of Commerce; Alaska Commissioner of Fish and Game; Alaska Draggers Association; Alaska Longline Fishermen Association; United Fishermen of Alaska; U.S.A. Coalition; and Alaska District International Trade Administration.

Section 4. This resolution shall take effect immediately upon its adoption.

PASSED AND APPROVED BY THE CITY COUNCIL OF THE CITY OF SEWARD, ALASKA, this 25th day of November, 1985.

THE CITY OF SEWARD, ALASKA


  
HARRY E. GIESELER, MAYOR

AYES: BOOHER, GIESELER, GILLESPIE, HILTON, MEEHAN, SCHOLL & SIMUTIS  
NOES: NONE  
ABSENT: NONE  
ABSTAIN: NONE


ATTEST:

APPROVED AS TO FORM:

HUGHES, THORSNESS, GANTZ, POWELL  
AND BRUNDIN, Attorneys for the  
City of Seward, Alaska

  
Linda S. Murphy, City Clerk  
(City Seal)

\_\_\_\_\_  
Fred B. Arvidson, City Attorney



EXPORT COUNCIL OF ALASKA  
RESOLUTION NO. 85-01

A RESOLUTION BY THE EXPORT COUNCIL OF ALASKA  
SUPPORTING THE POSITION OF THE CITY OF SEWARD ON PREFERENTIAL BUSINESS  
RELATIONSHIP WITH JOINT VENTURE FISHERIES PROJECTS THAT SUPPORT SHORE-  
BASED PROCESSORS AND SUPPLIERS

WHEREAS, the Export Council of Alaska is a duly consti-  
tuted federal advisory panel with the purpose of promoting Alaskan  
exports; and

WHEREAS, the Export Council of Alaska advises the Secre-  
tary of the U.S. Department of Commerce on foreign trade matters; and

WHEREAS, Joint Venture fisheries projects contribute to  
United States exports and the balance of trade; and

WHEREAS, the City Council of the City of Seward has  
passed Resolution No. 85-107 to request those agencies responsible  
for issuing permits within the Exclusive Economic Zone of the United  
States to utilize Alaska shore-based provisions and/or services; and


WHEREAS, the City of Seward has requested the support of  
the Export Council of Alaska in this endeavor;

NOW, THEREFORE, BE IT RESOLVED THAT:

The Export Council of Alaska supports the position of  
the City of Seward as stated in its Resolution No. 85-107, dated  
NOVEMBER 25, 1985.

PASSED AND APPROVED BY THE EXPORT COUNCIL OF ALASKA,  
THIS 4TH DAY OF DECEMBER, 1985.

THE EXPORT COUNCIL OF ALASKA

  
CHARLES R. WEBBER  
VICE CHAIRMAN

CITY OF SEWARD, ALASKA  
RESOLUTION NO. 85-107

A RESOLUTION OF THE CITY COUNCIL OF THE CITY OF  
SEWARD, ALASKA, ENCOURAGING PREFERENTIAL BUSINESS RELATIONSHIPS  
WITH JOINT VENTURE FISHERIES PROJECTS THAT SUPPORT SHORE-BASED  
PROCESSORS AND SUPPLIERS

WHEREAS, the City of Seward has previously shown its support for control of American fisheries within the 200 mile zone through City of Seward Resolutions No. 85-20, No. 85-37, and No. 85-43; and

WHEREAS, the City of Seward recognizes that it is not sound policy to permit foreign fleets access to our fisheries without a corresponding return to our economy; and

WHEREAS, the North Pacific Fisheries Management Council (NPFMC) has already given preference to those joint venture operations or nations which clearly evidence maximum U.S. industrial involvement in all phases of the operation and give strong support to the development of a domestic industry for under-utilized fish species; and

WHEREAS, many foreign processors and some U.S. catcher boats are not utilizing services offered by coastal communities, but are resupplying themselves on the high seas with products from their homelands or other foreign ports; and

WHEREAS, the lagging economy of the fishery oriented coastal communities of Alaska can no longer tolerate the utilization of U.S. fisheries without the foreign processors and catcher boats returning something to the local economy;

NOW, THEREFORE, BE IT RESOLVED BY THE CITY COUNCIL OF THE CITY OF SEWARD, ALASKA, that:

Section 1. Those agencies responsible for issuing permits to harvest fish within the 200 mile zone and the Alaska 3 mile limit are encouraged to require those permittees to utilize Alaska shore-based provisions and/or services.

Section 2. Those agencies responsible for issuing permits are encouraged to recognize the cooperative contribution to our economy made by those foreign companies who do purchase Alaska provisions and/or support services, and are further encouraged to grant them preferential treatment over those companies which do not support shore-based communities.

Section 3. Copies of this resolution shall be sent to the cities of Cordova, Homer, Valdez, Dutch Harbor, Kodiak and Cold Bay; the North Pacific Fisheries Management Council; Governor Bill Sheffield; Alaska Senators Kerttula and DeVries; Alaska Representative Cato; U.S.

CITY OF SEWARD, ALASKA  
RESOLUTION NO. 85-107

Senators Murkowski and Stevens; U.S. Congressman Young; Alaska Commissioner of Commerce; Alaska Commissioner of Fish and Game; Alaska Draggers Association; Alaska Longline Fishermen Association; United Fishermen of Alaska; U.S.A. Coalition; and Alaska District International Trade Administration.

Section 4. This resolution shall take effect immediately upon its adoption.

PASSED AND APPROVED BY THE CITY COUNCIL OF THE CITY OF SEWARD, ALASKA, this 25th day of November, 1985.

THE CITY OF SEWARD, ALASKA

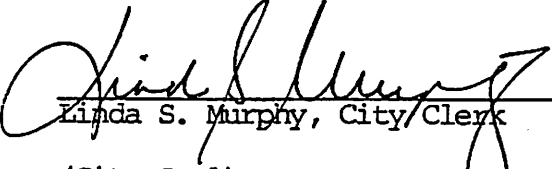
  
HARRY E. GIESELER, MAYOR

AYES: BOOHER, GIESELER, GILLESPIE, HILTON, MEEHAN, SCHOLL & SIMUTIS  
NOES: NONE  
ABSENT: NONE  
ABSTAIN: NONE

ATTEST:

APPROVED AS TO FORM:

HUGHES, THORSNESS, GANTZ, POWELL  
AND BRUNDIN, Attorneys for the  
City of Seward, Alaska

  
Linda S. Murphy, City Clerk  
(City Seal)

\_\_\_\_\_  
Fred B. Arvidson, City Attorney

*All recommended approvals 12/9 4:56 p.m.*

TABLE 2. JOINT VENTURE REQUESTS BY COMPANY FOR 1986

<u>Company</u>	<u>Area</u>	<u>Pollock</u>	<u>Pacific cod</u>	<u>Atka mackerel</u>	<u>Yellowfin sole</u>	<u>Flatfish</u>	<u>Other</u>	<u>Total</u>
<u>JAPAN</u>								
1. Whitney Fidalgo/Ohtori	B/G							
2. Westward Trawlers/Taiyo	B/G							
3. Westward Trawlers/Kanai	B/G							
4. Alyeska Ocean/Hoko	B/G							
5. Peter Pan/Nichiro	B/G							
6. Northern Deep Sea Fisheries/Nippon Suisan	B/G				UNKNOWN			
7. Alaska Contact/Anyo Group	B/G							
8. Alaska Contact/Nansei Group	B/G							
9. Profish/Hamaya	BSA							
10. Profish/Matsubun	BSA							
11. North Pacific Cooperative Fisheries/Japan Longliners	GOA	--	2,000	--	--	--	100	2,100
12. <i>Westward Trawlers</i> /Hokkaido Fisheries	B/G				UNKNOWN			
JAPAN TOTAL	BSA	405,000	6,500	5,000	20,000	19,000	--	455,500
	GOA	<u>120,000</u>	<u>--</u>	<u>--</u>	<u>--</u>	<u>--</u>	<u>7,000</u> <sup>1/</sup>	<u>127,000</u>
	B/G	525,000	6,500	5,000	20,000	19,000	7,000	582,500

1/ Includes Pacific cod, flounders and Atka Mackerel.

Company	Area	Pollock	Pacific cod	Atka mackerel	Yellowfin sole	Flatfish	Other	Total
<b>SOUTH KOREA</b>								
13. Cal-Alaska/Marine Ent.	BSA	3,460	230	680	420	280	60	5,130
	GOA	1,640	--	--	--	--	30	1,670
		5,100	230	680	420	280	90	6,800
14. Alaska JV/Samho Moolsan	BSA	17,660	800	2,360	1,470	980	280	23,550
	GOA	7,680	130	260	--	260	120	8,450
		25,340	930	2,620	1,470	1,240	400	32,000
15. Alaska JV/Nambug	BSA	8,100	500	1,500	900	600	--	11,600
	GOA	4,000	50	100	--	150	--	4,300
		12,100	550	1,600	900	750	--	15,900
16. ProFish/Namyang Frozen Foods	BSA	--	500	1,500	1,500	1,000	500	5,000
17. ProFish/Namyangsa	BSA	--	1,000	5,000	1,200	800	500	8,500
	GOA	5,000	--	--	--	--	--	5,000
		5,000	1,000	5,000	1,200	800	500	13,500
18. ProFish/Dongwon	BSA	--	1,500	5,500	1,800	1,200	--	10,000 <sup>1/</sup>
	GOA	12,900	--	--	--	--	--	12,900
		12,900	1,500	5,500	1,800	1,200	--	22,900
19. ProFish/Silla	BSA	15,000	850	2,700	1,680	1,120	200	21,550
	GOA	6,100	150	1,300	--	150	100	7,800
		21,100	1,000	4,000	1,680	1,270	300	29,350
20. ProFish/Dongbang	BSA	5,500	300	1,000	660	440	100	8,000
	GOA	2,640	50	80	--	80	50	2,900
		8,140	350	1,080	660	520	150	10,900
21. JV Fisheries/Oyang	BSA	8,000	--	1,200	720	480	--	10,400
	GOA	10,800	--	--	--	--	--	10,800
		18,800	--	1,200	720	480	--	21,200
22. Alaska JV/Daerim	BSA	2,000	500	2,000	1,590	1,060	100	7,250
	GOA	7,700	100	500	--	--	50	8,350
		9,700	600	2,500	1,590	1,060	150	15,600

1/ The permit application specifies 40,000 mt pollock and 50,000 mt total. The cover letter to all Korean permits says 22,900 mt total which has been confirmed by ProFish. Need to clarify species mix.



<u>Company</u>	<u>Area</u>	<u>Pollock</u>	<u>Pacific cod</u>	<u>Atka mackeral</u>	<u>Yellowfin sole</u>	<u>Flatfish</u>	<u>Other</u>	<u>Total</u>
<u>SOUTH KOREA (Continued)</u>								
23. N.W. JV Fisheries/Hansung	BSA	12,200	800	1,600	240	160	--	15,000
	GOA	<u>13,900</u>	<u>--</u>	<u>--</u>	<u>--</u>	<u>--</u>	<u>--</u>	<u>13,900</u>
		26,100	800	1,600	240	160	--	28,900
24. N.W. JV Fisheries/Sajo	BSA	--	550	4,000	900	600	--	6,050
	GOA	<u>6,250</u>	<u>--</u>	<u>--</u>	<u>--</u>	<u>--</u>	<u>--</u>	<u>6,250</u>
		6,250	550	4,000	900	600	--	12,300
25. Arctic Venture/Transocean	BSA	3,600	200	700	420	280	100	5,300
	GOA	<u>1,800</u>	<u>50</u>	<u>50</u>	<u>--</u>	<u>50</u>	<u>50</u>	<u>2,000</u>
		5,400	250	750	420	330	150	7,300
26. Alaska Contact/ Korean Wonyang <sup>2/</sup>	BSA	16,000	900	2,900	1,800	1,200	250	23,050
	GOA	<u>7,500</u>	<u>150</u>	<u>250</u>	<u>--</u>	<u>250</u>	<u>100</u>	<u>8,250</u>
		23,500	1,050	3,150	1,800	1,450	350	31,300
KOREA TOTAL	BSA	91,520	8,630	32,640	15,300	10,200	2,090	160,380
	GOA	<u>87,910</u>	<u>680</u>	<u>2,540</u>	<u>--</u>	<u>940</u>	<u>500</u>	<u>92,570</u>
		179,430	9,310	35,180	15,300	11,140	2,590	252,950
<u>U.S.S.R.</u>								
27. Marine Resources Co.	BS	3,000	19,200	--	85,100	56,500	825	164,625
	AI	<u>200</u>	<u>--</u>	<u>17,100</u>	<u>--</u>	<u>--</u>	<u>100<sup>1/</sup></u>	<u>17,400</u>
USSR TOTAL		3,200	19,200	17,100	85,100	56,500	925	182,025
<u>TAIWAN</u>								
28. Alaska Contact	BSA	--	1,000	--	--	800	--	1,800
	GOA	<u>500</u>	<u>2,800</u>	<u>--</u>	<u>--</u>	<u>1,200</u>	<u>500</u>	<u>5,000</u>
		500	3,800	--	--	2,000	500	6,800
29. Windjammer Seafoods	BSA	500	1,100	--	--	1,500	100	3,200
TAIWAN TOTAL	BSA	500	2,100	--	--	2,300	100	5,000
	GOA	<u>500</u>	<u>2,800</u>	<u>--</u>	<u>--</u>	<u>1,200</u>	<u>500</u>	<u>5,000</u>
		1,000	4,900	--	--	3,500	600	10,000

<sup>1/</sup> Includes 75 mt POP and 25 mt Other rockfish from Aleutians.

<sup>2/</sup> About 16,000 mt will be purchased from U.S. harvesters coordinated by Alaska Contact.

<u>Company</u>	<u>Area</u>	<u>Pollock</u>	<u>Pacific cod</u>	<u>Atka mackerel</u>	<u>Yellowfin sole</u>	<u>Flatfish</u>	<u>Other</u>	<u>Total</u>
<u>POLAND</u>								
30. Alaska JV Fisheries	BSA	14,000	--	--	--	--	--	14,000
	GOA	<u>3,500</u>	--	--	--	--	--	<u>3,500</u>
		17,500	--	--	--	--	--	17,500
31. ProFish International	BSA	12,000	--	--	--	--	--	12,000
	GOA	<u>3,000</u>	--	--	--	--	--	<u>3,000</u>
		15,000	--	--	--	--	--	15,000
32. Quest Alaska	BSA	14,000	--	--	--	--	--	14,000
	GOA	<u>3,500</u>	--	--	--	--	--	<u>3,500</u>
		17,000	--	--	--	--	--	17,000
POLAND TOTAL	BSA	40,000	--	--	--	--	--	40,000
	GOA	<u>10,000</u>	--	--	--	--	--	<u>10,000</u>
		50,000	--	--	--	--	--	50,000
<u>PRC</u>								
33. Internat'l Ocean Opportunities	GOA	5,218	1,360	--	--	4,484	--	11,062
34. North Pacific International	GOA	5,166	1,320	1,000	--	4,483	--	11,969
35. Marco Seattle	GOA	<u>5,166</u>	<u>1,320</u>	<u>1,000</u>	--	<u>4,483</u>	--	<u>11,969</u>
PRC TOTAL	GOA	15,550	4,000	2,000	--	13,450	--	35,000
<u>Portugal</u>								
36. Pascoal and Filhos	BSA	--	8,000	--	--	--	--	8,000

50%  
Cox  
for  
bycatch

Submitted to Permit Review  
12/9 5:36 pm

JAY D. HASTINGS

ATTORNEY AT LAW

SUITE 3305  
1111 THIRD AVENUE  
SEATTLE, WASHINGTON 98101

December 9, 1985

(206) 292-9792  
TELEX: 32-8024  
ANSBK; FOSTER LAW SEA

RADM Robert Lucas  
Chairman, Permit Review Committee  
North Pacific Fishery Management Council  
Anchorage, Alaska

Re: Japanese Joint Venture Fisheries off Alaska for 1986

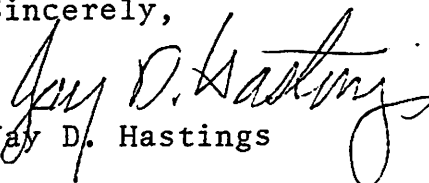
Dear Admiral Lucas:

As I indicated in my testimony yesterday, the Japanese fishing companies have been attempting to estimate their individual 1986 joint venture target levels for the Bering Sea and Gulf of Alaska since the conclusion of the U.S./Japan industry meeting two weeks ago here in Anchorage. Yesterday afternoon the Japanese delegation here contacted the individual Japanese companies in Japan to determine the best possible estimates for each company. The attached Table is a compilation of those best estimates and must be considered preliminary.

Unfortunately, the Table still reflects a number of unknowns. You will note that these unknowns are particularly difficult for the smaller Japanese companies. This is because the smaller companies face more complications in planning their annual fishing operations between the Bering Sea/Aleutians and Gulf of Alaska without knowing how much resource may be available in the Gulf of Alaska for joint ventures. Of course, if a significant amount of Japanese joint ventures in the Gulf must be transferred to the Bering Sea, this will seriously complicate 1986 joint venture planning for all the companies.

Again, we are sorry for these unknowns. But business planning by the Japanese companies is critical for efficient operation of their joint ventures and this planning must ultimately be based upon the established regulatory regime for the fishing year. However, we feel that your Committee can approve or tentatively approve the Japanese permit applications based upon the aggregate amounts projected by the Japanese companies on a national basis. If adjustments have to be made for either directed or bycatch species for Japanese operations as a whole, we feel that it will be much less burden for the Council and much more efficient from the standpoint of business planning to work these adjustments out internally among the various Japanese joint venture operations.

Sincerely,

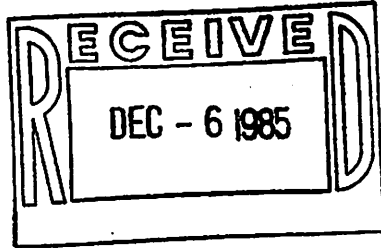
  
Jay D. Hastings

Attachment

# ALASKAN JOINT VENTURE FISHERIES, INC.

310 "K" Street  
Suite 310  
Anchorage, Alaska 99501  
(907) 276-5342  
Telex: 332471 APANC

4019 21st Avenue West  
Suite 202  
Seattle, Washington 98199  
(206) 284-3474  
Telex: 332470 APSEA



## 1986 TENTATIVE FISHING SCHEDULE FOR POLISH FLEET (DALMOR)

TOTAL MT = 17,500

SPECIES	METRIC TONS	AREA	SEASON
POLLOCK	12,600	GOA/BSA	JAN 1-MAY 15
	POSSIBILITY OF:	WOC	MAY 15-AUGUST THEN:
POLLOCK	4,900	GOA/ BSA	SEPTEMBER-OCTOBER

MT FIGURES BASED ON 140 MT/DAY X 18 DAYS/MONTH (2 PROCESSORS @ 70 MT/DAY)

JAN 1- FEB--ONLY ONE (1) PROCESSOR

# ALASKAN JOINT VENTURE FISHERIES, INC.

310 "K" Street  
 Suite 310  
 Anchorage, Alaska 99501  
 (907) 276-5342  
 Telex: 332471 APANC

4019 21st Avenue West  
 Suite 202  
 Seattle, Washington 98199  
 (206) 284-3474  
 Telex: 332470 APSE/

## 1986 CATCH PROPOSALS FOR THREE KOREAN COMPANIES WORKING WITH ALASKAN JOINT VENTURE FISHERIES

SAMHO MOOL SAN total mt= 32,000

SPECIES	METRIC TONS	AREA	SEASON
POLLOCK ROE	8,450	GOA/BS*	JAN-MARCH
SOLE, COD, POLLOCK	3,000	BS	APRIL-MAY
ATKA MACKEREL	4,400	AI (SEGUAM)	JUNE-JULY
POLLOCK, COD, SOLE	16,150	BSA	AUG-OCTOBER

DAE RIM total mt= 15,600

SPECIES	METRIC TONS	AREA	SEASON
POLLOCK ROE	8,350	GOA/BS*	FEB-MARCH
SOLE, COD, POLLOCK	1,000	BS	APRIL-MAY
ATKA MACKEREL	2,450	AI (SEGUAM)	JUNE-JULY
SOLE, COD, POLLOCK	3,800	BSA	AUG-OCTOBER

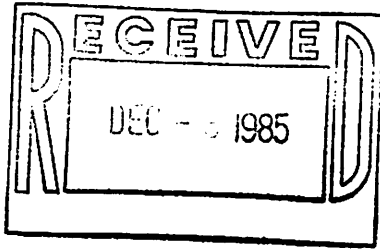
NAMBUG total mt= 15,900

SPECIES	METRIC TONS	AREA	SEASON
POLLOCK ROE	4,300	GOA/BS*	FEB-MARCH
ATKA MACKEREL	1,500	AI, BS	MAY-JULY
POLLOCK	4,050	BSA	MAY-JULY
YF SOLE	1,500	BS	MAY-JULY
POLLOCK	4,050	BS	SEPT
P. COD	500	BS	SEPT

BS\*= effort moved to Bering Sea if no Shelikof Strait JVP

C-5  
Supplemental

ALYESKA OCEAN, INC.



816 FOURTH STREET - P.O. BOX 190 - ANACORTES, WASHINGTON 98221  
206 293-4677 TELEX 152597-AOI-AACT

December 6, 1985

The North Pacific Fisheries Management Council  
Post Office Box 103136  
Anchorage, Alaska 99510

Status of Alyeska Ocean, Inc.-Hoko Fishing Company  
Joint Fishing Operation in 1985

Dear sirs:

In 1984, Alyeska Ocean, Inc. was requested and we submitted to the Council, the answers to a number of questions regarding our 1984 joint fishing operation with Hoko Fishing Company. Although we understand that the information is not required from the individual companies this year, we are submitting a summary of our operations in 1985 for the reference and use of the Council, and we hope that it will be of some help in establishing the country allocations for 1986.

1. Name of the American Company:

Alyeska Ocean, Inc.  
P.O. Box 190  
Anacortes, Washington 98221

Name of Japanese Company:

Hoko Fishing Company  
No. 2-4, 1-chome, Tsukiji,  
Tokyo, Japan

2. Description of the Joint Operation:

Alyeska Ocean, Inc. is only involved in the harvesting phase of this joint fishery, and Hoko Fishing Company in the processing and marketing of the products. All products produced are sold in the Japanese market - the pollock are used exclusively for the production of surimi, and the yellowfin sole are frozen in-the-round for the domestic market. Neither of the products are for the export market.

3. Extent of Participation:

In 1985, we operated the following trawlers in our joint fisheries with Hoko Fishing Company:

Shelikof Pollock Roe	Feb. 6 to March 16	3 trawlers
Unimak Pollock	March 20 to April 19	4 trawlers
Unimak Pollock	June 8 to Aug. 3	4 trawlers
Bering Sea Yellow- fin Sole	Aug. 8 to Sept. 4	2 trawlers

Each vessel was manned by a crew of 5. In addition, to the crews, there were two fleet managers aboard the processing vessels and support personnel on shore.

4. Record of Annual Catches:

In the four years of operations off Alaska, Hoko Fishing Company has always exceeded their requested amounts for the purchase of Alaska pollock and nearly reached the target for yellowfin Sole in 1985, our first year in this fishery:

Year	Target Species	Request (mt)	Achievement (mt)	Ratio (%)
1982	pollock	10,000	11,631	116
1983	pollock	31,500	31,732	101
1984	pollock	35,000	36,101	103
1985	pollock	39,600	39,944	101
	yf sole	2,331	2,302	99

5. Compatibility with other U.S. fisheries:

The primary target species for our joint fisheries continues to be Alaska pollock, but in 1985, we fished for the first time for yellowfin sole. There is only a very limited U.S. fishery for Alaska pollock and no fishery for yellowfin sole in the waters off Alaska other than foreign or the joint U.S.-foreign operations. Accordingly, there was no competition in 1985 with the U.S. fishing industry for fishing grounds.

As shown below, the incidental catch of marketable species in 1985 was less than 1 percent of the total catch in the Alaska pollock fishery. In the yellowfin sole fishery, about 20.4 percent of the total catch were other flatfish, and 19.7 percent other marketable species.

<u>Species</u>	<u>Amount (mt)</u>	<u>Ratio (%)</u>
Target Species		
Alaska Pollock	39,660.3	99.3
Incidental Catch		
Pacific Cod	276.6	0.7
Other	7.9	+
Total	<u>39,944.8</u>	<u>100.0</u>
Target Species		
Yellowfin Sole	1,378.9	59.9
Other Flatfish		
Rock Sole	230.7	10.0
Flathead Sole	21.8	1.0
Alaska Plaice	217.0	9.4
Other Groundfish		
Pacific Cod	344.0	14.9
Other	110.0	4.8
Total	<u>2,302.4</u>	<u>100.0</u>

6. Prohibited Species:

Alyeska Ocean, Inc. and Hoko Fishing Company have attempted, as far as possible, to avoid the taking of prohibited species and in all cases, we were able to stay below the voluntary guidelines established by the Industry Working Group Committees. A summary of the catch of the prohibited species and the ratio of the number of fish or crab taken per ton of catch is given below:



<u>Species</u>	<u>Numbers</u>	<u>Ratio</u>
Alaska Pollock Fishery Total Catch	39,945 mt	
Prohibited Species Salmon	256 fish	0.006
Yellowfin Sole Fishery Total Catch	2,302 mt	
Prohibited Species Halibut	2,927 fish	1.27
Salmon	13 fish	0.01
Tanner Crab	2,317 crab	1.02
King Crab	1,425 crab	0.62


7. Cooperation

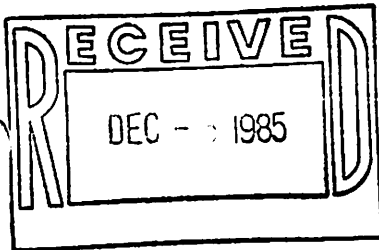
Relations between Hoko Fishing Company and Alyeska Oceans, Inc. have been excellent during our four years of joint operations. We actively participate in the pre-season planning and in operations while on the fishing grounds. We have worked closely as a team and problems, which may have arisen, were settled in an amicable way. Two representatives of Alyeska Ocean, Inc. were aboard the processing vessels for the entire 1985 season in order to work closely with the captains and to coordinate the deliveries from the fishing vessels with the needs of the processing vessels

There has never been any question of payments or other obligations with Hoko: Payments have been made promptly and in accordance with the terms of the contract.

We trust that this information will be helpful to the Council in their review of the requests for allocations for the 1985 season. Please let us know if we can be of further assistance.

Sincerely yours,

  
for: Jeff Hendricks  
President  
Alyeska Ocean, Inc.



**THE HIGHLINERS ASSOCIATION**

4055 - 21st Avenue West  
Seattle, Washington 98199  
Telephone (206) 784-5818 or 285-3493

December 6, 1985

**President**  
Rudy A. Petersen  
North Pacific Fishing, Inc.

**Vice President**  
Dennis T. Petersen  
Ocean Spray Fisheries, Inc.

**Technical Representative**  
Dr. Dayton L. Alverson  
Natural Resources Consultants

Mr. Jim Campbell  
North Pacific Fishery  
Management Council  
P. O. Box 3136DT  
Anchorage, Alaska 99510

Dear Jim:

**Members**

Barry Fisher  
Yankee Fisheries

Sam Hjelle  
Glacier Fish Co.

Stanley J. Hovik  
Hovik Enterprises, Inc.

Francis L. Miller  
Arctic Alaska Seafoods Inc.

Einar H. Pedersen  
F/V Vesteraalen

Einar Pedersen, Sr.  
F/V Mark I

Kenneth R. Petersen  
American Fisheries Products

Hugh Reilly  
Westward Trawlers

Frank T. Steuart  
Steuart Fisheries

Marvin Stone  
M. Stone Inc.

Reidar Tynes  
Glacier Fish Co.

Konrad S. Uri  
Trans Pacific Seafoods Inc.

The Highliners Association strongly recommends that the Permit Review Committee attach as a part of "permit conditions and restrictions" on foreign ships working in both directed and joint venture fisheries a requirement that foreign ships check in and check out of the U.S. zone via in-port inspection by the U.S. Coast Guard. Furthermore, we request that these same inspection requirements be placed on foreign transport ships receiving cargo in the U.S. FCZ.

We feel this is needed to provide an accurate check of product leaving the U.S. FCZ.

Yours sincerely,

Konrad Uri  
President

**DRAFT**

Permit Review Committee

DRAFT MINUTES

December 8-9, 1985

The Council's Permit Review Committee met on December 8-9, 1985 at the Westward Hilton to review joint venture requests, DAP and JVP estimates, foreign vessel permit applications and foreign allocations for 1986. In attendance were Admiral Lucas (Chairman), Rudy Petersen, John Peterson, Oscar Dyson, Henry Mitchell, Bob Mace, and John Winther. Non-voting members representing the Advisory Panel included Barry Fisher, Rick Lauber, Cameron Sharick and Al Burch.

DAP Considerations

The Committee reviewed Gulf of Alaska and Bering Sea/Aleutian Islands DAP estimates based on a NMFS survey of industry. There was considerable discussion of how to verify the accuracy of the estimates. While no solution was immediately apparent, one concern expressed was that if the annual review of DAP had its own agenda item, there may be greater industry response.

The Committee focused on the needs for DAP pollock and Pacific cod. Pacific cod DAP in the Bering Sea/Aleutian Islands was increased by 8,000 mt after testimony by representatives of Portugal who are planning to purchase Pacific cod in 1986 but who did not respond to the NMFS survey. There was concern expressed by industry that if the pollock set aside for DAP in the Gulf of Alaska was not harvested and no joint ventures were allowed in Shelikof early in the year, there could be considerable pressure for a TALFF later on.

The Committee adopted the DAP estimates presented in Tables A - C, subject to adjustments being made in January, and recommended that NMFS intensify its efforts to improve the DAP reporting system from industry. We suggest that the Council Chairman appoint a work group to assist NMFS in this project. The Committee noted that the DAPs are not adjusted for the U.S/Japanese industry agreement to purchase 54,000 mt pollock and 20,000 mt DAP other than pollock during 1986.

## JVP Considerations

The Committee reviewed the JVPs estimated from the NMFS survey of industry and from permit applications. There was considerable public testimony concerning the company by company requests and some adjustments were made. The Committee approved the JVPs indicated in Tables A - C for the Gulf of Alaska and Bering Sea/Aleutian Islands. These are based on the requests listed in Tables 1 and 2 (attached). Public testimony indicated that all joint ventures appear willing to shift their tonnage requests from the Gulf of Alaska to the Bering Sea/Aleutian Islands, if joint ventures are curtailed in the Gulf.

The Committee unanimously approved all the joint venture requests in Table 2 subject to the availability of JVP. The Committee wants to make it very clear to all countries that as TALFF decreases, the Committee and the Council will closely examine how each country satisfies the criteria in the Council's policy on allocations and joint ventures, with particular attention paid to the transfer of capital through investment to U.S. industry, transfer of technology, purchase of U.S. products, and the extent that a foreign country's products compete with U.S. processed products. Violations records also will be important.

## Portuguese Internal Waters Request

The Portuguese have requested an internal waters permit from the State of Alaska to conduct a joint venture for 8,000 mt cod in the Bering Sea and Aleutians. Representatives of the Portuguese testified that their estimates were not included in the NMFS survey of JVP. The Committee recommended that this adjustment be made to the JVP estimate. Admiral Lucas noted that he represented the Council on the committee that reviews internal waters permit requests for the State of Alaska and would follow the situation closely.

## Review of Foreign Vessel Permit Applications (C-7)

The Committee reviewed foreign vessel permit applications for 1986. Among the 542 permit applications received, 36 of the foreign vessels are defined as serious violators according to the Council's policy. The Committee recommends

that the Council express its continuing concerns over these serious violations and recommend that sanctions be imposed by the foreign nation involved on skippers and companies involved in repeated violations.

The Committee reviewed the foreign vessels that plan to participate in joint ventures in 1986, and approved them contingent upon there being JVP available.

The Peoples Republic of China is the only country that has not fished before in the Alaska FCZ. The Committee reviewed the directed fishing permits for four vessels, the Geng Hai, the Yan Yuan 1, the Kai Chuang, and the Hai Feng 2021 and recommends approval for these vessels to operate in the FCZ contingent upon there being TALFF available.

#### The Highliners Association Letter

The Committee reviewed a request from the Highliners Association (dated December 6, 1985) to attach permit conditions requiring foreign ships, including transports, working in fisheries off Alaska to check in and out of the U.S. zone for an in-port inspection by the U.S. Coast Guard. The Committee noted that the Coast Guard at its present level of funding and man power would not be capable of undertaking these new inspection duties. Admiral Lucas volunteered to have his Chief of Law Enforcement meet with NMFS Law Enforcement officers to review the letter and develop possible solutions to the problems involved in this request.

#### Joint Venture Interceptions of Crab

John Peterson suggested that the Permit Review Committee examine the issue of crab interception by joint ventures and possibly develop conditions and restrictions for joint venture permits. The Committee took limited public testimony on this issue, but decided it was better considered before the full Council.

DRAFT

High Seas Salmon Interceptions

The Committee reviewed a letter of December 6, 1985 from the Department of State to the Council Chairman reporting the current status of U.S./Japan talks concerning Japanese interceptions of North American origin salmon. The Committee discussed the issue and was deeply concerned over the seeming lack of progress toward a resolution of the problem. It was noted that the U.S. and Japan will meet on December 18 and feels there should be a very strong message sent that this problem must be resolved and that delaying tactics by the Japanese are unacceptable.

The Committee passed a motion to request the Council to recommend that no directed fishing allocations be made to Japan until meaningful steps are taken by Japan to resolve the salmon interceptions issue. The steps that Japan takes must be satisfactory to the U.S. delegation that is negotiating this issue.

Fishing in the Bering Sea outside the U.S. FCZ

The Committee discussed the issue of foreign nations fishing on pollock and other stocks outside the U.S. FCZ, specifically in the so-called "donut area." It was noted that these stocks may also frequent the U.S. FCZ and we need to know the approximate composition and tonnage of that catch. It was the consensus of the Committee that the Council send a strong message to the Department of State requesting that countries be discouraged from fishing in the international waters of the Bering Sea. - also disc about *data on those catches*

Company Bycatch Allocations

The Committee had intended to develop methods for setting bycatch limits on joint venture permits. A series of questions to aid in this development was given to Committee members. Further consideration was delayed until the Council determines which species will be fully U.S.-utilized and where JVP will be available.

1986 Gulf of Alaska Groundfish Revised DAP and JVP (mt)

<u>Species</u>	<u>Area</u>	<u>DAP</u> <sup>1/</sup>	<u>JVP</u> <sup>2/</sup>	<u>DAH</u>	<u>1986 ABC</u> <sup>3/</sup>	<u>SSC</u>
Pollock	W/C	94,875	233,960		75,600	
	E	1,841	0		16,600	
Pacific cod	W	25,531	4,361		37,500	
	C	26,094	5,119		76,000	
	E	8,157	0		22,500	
Flounder	W	3,252	15,590		23,000	
	C	2,733	0		101,000	
	E	332	0		17,000	
Pacific ocean perch	W	4,449	0		1,755	
	C	2,696	0		2,015	
	E	790	0		2,730	
Sablefish	W	8,119	0		2,500	
	C	9,342	0		11,562	
	W.Yak.				2,200	
	E.Yak.	4,012 <sup>4/</sup>	0		846	
	S.E.Out.				1,692	
Atka Mackerel	W	0	4,540		4,678	
	C	0	0		500	
	E	0	0		100	
Other Rockfish	S.E.Central					
	Outside	1,916	0		600	
	Remaining Gulf	5,320	0		1,700	
Thornyhead	GW	0	0		3,750	
Squid	GW	0	0		5,000	
Other Species	GW	0	200		NA	
TOTAL		199,459	263,770		410,828	

<sup>1/</sup> Estimated from NMFS Survey. Not adjusted for U.S./Japanese industry agreement for purchase of 54,000 mt DAP pollock products and 20,000 mt Other DAP products from GOA/BSA in 1985.

<sup>2/</sup> Adjusted for U.S./Japanese industry agreement.

<sup>3/</sup> ABC recommended by Plan Team.

<sup>4/</sup> Survey estimates are for all Eastern districts combined.

~~Table 1~~ Preliminary TACs and Apportionments for Bering Sea  
Groundfish for 1986 (all in metric tons).

Species	Area	1985 TAC	1986 TAC	Initial 1986 TAC	NMFS DAP Survey	Revised JVP	DAH	Initial TALFF	Potential TALFF
Pollock	BS	1,200,000	1,100,000	935,000	141,755	529,416	671,171	263,829	428,829
POP	BS	1,000	1,200	1,020	7,154	5	7,159	0	0
Rockfish	BS	1,120	450	383	6,377	13	6,390	0	0
Sablefish	BS	2,625	2,250	1,913	5,843	13	5,856	0	0
Pacific cod	BS	220,000	150,940	128,299	109,217 <sup>1/</sup>	42,615	151,832	0	0
Yellowfin sole	BS	226,900	229,000	194,650	880	120,400	121,280	107,720	73,370
Turbots	BS	42,000	32,000	27,200	3,633	0	3,633	23,567	28,367
Other flatfish	BS	109,900	133,200	113,220	3,638	88,000	91,638	21,582	41,562
Atka mackerel	BS	37,700	800	680	0	0	0	680	800
Squid	BS	10,000	7,500	6,375	0	0	0	6,375	7,500
Other species	BS	37,580	39,400	33,490	50	1,046	1,096	32,394	38,304
TOTAL			1,696,740	1,442,229	278,547	781,508	1,060,055	456,147	618,732

<sup>1/</sup> Includes 6,805 mt (85%) of 8,000 mt Portugal request for DAP cod.

DECEMBER 10, 1985



~~Table 2~~ Preliminary harvest levels and apportionments for the Aleutian Islands Groundfish for 1986 (all in metric tons).

Species	Area	1985 TAC	1986 TAC	Initial 1986 TAC	NMFS DAP Survey	JVP	DAH	Initial TALFF	Potential TALFF
Pollock	AI	100,000	100,000	85,000	18,039	10,804	28,843	56,157	71,157
POP	AI	3,800	11,250	9,563	8,289	100	8,389	1,174	2,861
Rockfish	AI	5,500	1,425	1,211	7,414	35	7,449	0	0
Sablefish	AI	1,875	4,200	3,570	5,106	0	5,106	0	0
Pacific cod	AI	*****	30,960	26,316	19,177 <sup>1/</sup>	4,215	23,392	2,924	7,568
Yellowfin sole	AI	*****	1,000	850	150	0	150	700	850
Turbots	AI	*****	10,000	8,500	1,771	0	1,771	6,729	8,229
Other flatfish	AI	*****	3,800	3,230	554	0	554	2,676	3,246
Atka mackerel	AI	*****	30,000	25,500	0	54,740	54,740	0	0
Squid	AI	*****	2,500	2,125	0	0	0	2,125	2,500
Other species	AI	*****	11,800	10,030	60	25	85	9,945	11,715
TOTAL			206,935	175,895	60,560	69,919	130,479	82,430	108,126

<sup>1/</sup> Includes 1,195 mt (15%) of 8,000 mt Portugal request for DAP cod.

DECEMBER 10, 1985

TABLE 1. JOINT VENTURE REQUESTS (MT) COMBINED BY COUNTRY FOR 1986.

<u>Country</u>	<u>Pollock</u>	<u>P. cod</u>	<u>A. mackerel</u>	<u>Yellowfin S.</u>	<u>Flatfish</u>	<u>Other</u>	<u>Total</u>
Japan	525,000	8,500	5,000	20,000	19,000	5,000 <sup>1/</sup>	582,500
ROK	179,430	9,310	35,180	15,300	11,140	2,590	252,950
USSR	3,200	19,200	17,100	85,100	56,500	925 <sup>2/</sup>	182,025
Taiwan	1,000	4,900	--	--	3,500 <sup>4/</sup>	600	10,000
Poland	50,000	2,400 <sup>6/</sup>	--	--	--	--	52,400
China	15,550	4,000	2,000	--	13,450 <sup>3/</sup>	--	35,000
Portugal <sup>5/</sup>	--	8,000	--	--	--	--	8,000
TOTAL	774,180	56,310	59,280	120,400	103,590	9,115	1,122,875

<sup>1/</sup> Includes Pacific cod, Atka mackerel, and flounders.

<sup>2/</sup> Includes 25 mt rockfish and 75 mt POP from Aleutians.

<sup>3/</sup> All flatfish including Yellowfin sole, turbot and other flounders.

<sup>4/</sup> Includes 1,300 mt turbot.

<sup>5/</sup> Internal waters request.

<sup>6/</sup> Bycatch.

TABLE 2. JOINT VENTURE REQUESTS BY COMPANY FOR 1986

	<u>Company</u>	<u>Area</u>	<u>Pollock</u>	<u>Pacific cod</u>	<u>Atka mackerel</u>	<u>Yellowfin sole</u>	<u>Flatfish</u>	<u>Other</u>	<u>Total</u>
	<u>JAPAN</u> <sup>1/</sup>								
1.	Whitney Fidalgo/Ohtori	BSA	23,300	358	UNKNOWN	1,226	1,164	--	26,048
		GOA	<u>20,900</u>	--		--	--	--	<u>20,900</u>
			44,200	358		1,226	1,164	--	46,948
2.	Westward Trawlers/Taiyo	BSA	111,750	545	--	1,862	1,768	--	115,925
		GOA	<u>29,450</u>	--	--	--	--	--	<u>29,450</u>
			141,200	545	--	1,862	1,768	--	145,375
3.	Westward Trawlers/Kanai	BSA	UNKNOWN	270	UNKNOWN	949	901	--	2,120
		GOA	UNKNOWN	--		--	--	--	UNKNOWN
				270		949	901	--	2,120
4.	Alyeska Ocean/Hoko	BSA	28,200	333	--	1,138	1,082	--	30,753
		GOA	<u>11,400</u>	--	--	--	--	--	<u>11,400</u>
			39,600	333	--	1,138	1,082	--	42,153
5.	Peter Pan/Nichiro	BSA	14,950	750	UNKNOWN	2,564	2,436	--	20,700
		GOA	<u>10,450</u>	--		--	--	--	<u>10,450</u>
			25,400	750		2,564	2,436	--	31,150
6.	Northern Deep Sea Fisheries/Nippon Suisan	BSA	129,500	696	--	2,379	2,261	--	134,836
		GOA	<u>41,800</u>	--	--	--	--	--	<u>41,800</u>
			171,300	696	--	2,379	2,261	--	176,636
7.	Alaska Contact/Anyo Group	BSA	UNKNOWN	368	UNKNOWN	1,256	1,194	--	2,818
		GOA	UNKNOWN	--		--	--	--	UNKNOWN
				368		1,256	1,194	--	2,818

1/ BSA tonnages are minimum estimates and may be revised upwards.  
Japanese requests identified so far by company sum to only 460,594 mt.

<u>Company</u>	<u>Area</u>	<u>Pollock</u>	<u>Pacific cod</u>	<u>mackerel</u>	<u>sole</u>	<u>Flatfish</u>	<u>Other</u>	<u>Total</u>
<u>JAPAN (Continued)</u>								
8. Alaska Contact/Nansei Group	BSA	UNKNOWN	856	UNKNOWN	2,923	2,777	--	6,556
	GOA		--		--	--	UNKNOWN	UNKNOWN
			<u>856</u>		<u>2,923</u>	<u>2,777</u>		<u>6,556</u>
9. Profish/Hamaya	BSA	UNKNOWN	--	--	--	--	--	UNKNOWN
10. Profish/Matsubun	BSA	UNKNOWN	--	--	--	--	--	UNKNOWN
11. North Pacific Cooperative Fisheries/Japan Longliners	GOA	--	2,000	--	--	--	100	2,100
12. Westward Trawlers/Hokkaido Fisheries	BSA	2,300	318	--	1,087	1,033	--	4,738
	GOA	--	--	--	--	--	UNKNOWN	UNKNOWN
		<u>2,300</u>	<u>318</u>	--	<u>1,087</u>	<u>1,033</u>		<u>4,738</u>
JAPAN TOTAL	BSA	405,000	6,500	5,000	20,000	19,000	--	455,500
	GOA	<u>120,000</u>	<u>2,000</u>	--	--	--	5,000 <sup>1/</sup>	<u>127,000</u>
	B/G	525,000	8,500	5,000	20,000	19,000	5,000	582,500

1/ "Others" in GOA will include Pacific cod, flounders and Atka Mackerel.

	<u>Company</u>	<u>Area</u>	<u>Pollock</u>	<u>Pacific cod</u>	<u>Atka mackerel</u>	<u>Yellowfin sole</u>	<u>Flatfish</u>	<u>Other</u>	<u>Total</u>
<u>SOUTH KOREA</u>									
13.	Cal-Alaska/Marine Ent.	BSA	3,460	230	680	420	280	60	5,130
		GOA	<u>1,640</u>	<u>    </u>	<u>  --</u>	<u>  --</u>	<u>  --</u>	<u>  30</u>	<u>1,670</u>
			5,100	230	680	420	280	90	6,800
14.	Alaska JV/Samho Moolsan	BSA	17,660	800	2,360	1,470	980	280	23,550
		GOA	<u>7,680</u>	<u>  130</u>	<u>  260</u>	<u>  --</u>	<u>  260</u>	<u>  120</u>	<u>8,450</u>
			25,340	930	2,620	1,470	1,240	400	32,000
15.	Alaska JV/Nambug	BSA	8,100	500	1,500	900	600	--	11,600
		GOA	<u>4,000</u>	<u>  50</u>	<u>  100</u>	<u>  --</u>	<u>  150</u>	<u>  --</u>	<u>4,300</u>
			12,100	550	1,600	900	750	--	15,900
16.	ProFish/Namyang Frozen Foods	BSA	--	500	1,500	1,500	1,000	500	5,000
17.	ProFish/Namyangsa	BSA	--	1,000	5,000	1,200	800	500	8,500
		GOA	<u>5,000</u>	<u>  --</u>	<u>  --</u>	<u>  --</u>	<u>  --</u>	<u>  --</u>	<u>5,000</u>
			5,000	1,000	5,000	1,200	800	500	13,500
18.	ProFish/Dongwon	BSA	--	1,500	5,500	1,800	1,200	--	10,000
		GOA	<u>12,900</u>	<u>  --</u>	<u>  --</u>	<u>  --</u>	<u>  --</u>	<u>  --</u>	<u>12,900</u>
			12,900	1,500	5,500	1,800	1,200	--	22,900
19.	ProFish/Silla	BSA	15,000	850	2,700	1,680	1,120	200	21,550
		GOA	<u>6,100</u>	<u>  150</u>	<u>  1,300</u>	<u>  --</u>	<u>  150</u>	<u>  100</u>	<u>7,800</u>
			21,100	1,000	4,000	1,680	1,270	300	29,350
20.	ProFish/Dongbang	BSA	5,500	300	1,000	660	440	100	8,000
		GOA	<u>2,640</u>	<u>  50</u>	<u>  80</u>	<u>  --</u>	<u>  80</u>	<u>  50</u>	<u>2,900</u>
			8,140	350	1,080	660	520	150	10,900
21.	JV Fisheries/Oyang	BSA	8,000	--	1,200	720	480	--	10,400
		GOA	<u>10,800</u>	<u>  --</u>	<u>  --</u>	<u>  --</u>	<u>  --</u>	<u>  --</u>	<u>10,800</u>
			18,800	--	1,200	720	480	--	21,200
22.	Alaska JV/Daerim	BSA	2,000	500	2,000	1,590	1,060	100	7,250
		GOA	<u>7,700</u>	<u>  100</u>	<u>  500</u>	<u>  --</u>	<u>  --</u>	<u>  50</u>	<u>8,350</u>
			9,700	600	2,500	1,590	1,060	150	15,600

<u>Company</u>	<u>Area</u>	<u>Pollock</u>	<u>Pacific cod</u>	<u>Atka mackereel</u>	<u>Yellowfin sole</u>	<u>Flatfish</u>	<u>Other</u>	<u>Total</u>
<u>SOUTH KOREA (Continued)</u>								
23. N.W. JV Fisheries/Hansung	BSA	12,200	800	1,600	240	160	--	15,000
	GOA	<u>13,900</u>	--	--	--	--	--	<u>13,900</u>
		26,100	800	1,600	240	160	--	28,900
24. N.W. JV Fisheries/Sajo	BSA	--	550	4,000	900	600	--	6,050
	GOA	<u>6,250</u>	--	--	--	--	--	<u>6,250</u>
		6,250	550	4,000	900	600	--	12,300
25. Arctic Venture/Transocean	BSA	3,600	200	700	420	280	100	5,300
	GOA	<u>1,800</u>	<u>50</u>	<u>50</u>	--	<u>50</u>	<u>50</u>	<u>2,000</u>
		5,400	250	750	420	330	150	7,300
26. Alaska Contact/ Korean Wonyang	BSA	16,000	900	2,900	1,800	1,200	250	23,050
	GOA	<u>7,500</u>	<u>150</u>	<u>250</u>	--	<u>250</u>	<u>100</u>	<u>8,250</u>
		23,500	1,050	3,150	1,800	1,450	350	31,300
KOREA TOTAL	BSA	91,520	8,630	32,640	15,300	10,200	2,090	160,380
	GOA	<u>87,910</u>	<u>680</u>	<u>2,540</u>	--	<u>940</u>	<u>500</u>	<u>92,570</u>
		179,430	9,310	35,180	15,300	11,140	2,590	252,950
<u>U.S.S.R.</u>								
27. Marine Resources Co.	BS	3,000	19,200	--	85,100	56,500	825	164,625
	AI	<u>200</u>	--	<u>17,100</u>	--	--	<u>100</u> <sup>1/</sup>	<u>17,400</u>
USSR TOTAL		3,200	19,200	17,100	85,100	56,500	925	182,025
<u>TAIWAN</u>								
28. Alaska Contact	BSA	--	1,000	--	--	800	--	1,800
	GOA	<u>500</u>	<u>2,800</u>	--	--	<u>1,200</u>	<u>500</u>	<u>5,000</u>
		500	3,800	--	--	2,000	500	6,800
29. Windjammer Seafoods	BSA	500	1,100	--	--	1,500	100	3,200
TAIWAN TOTAL	BSA	500	2,100	--	--	2,300	100	5,000
	GOA	<u>500</u>	<u>2,800</u>	--	--	<u>1,200</u>	<u>500</u>	<u>5,000</u>
		1,000	4,900	--	--	3,500	600	10,000

1/ Includes 75 mt POP and 25 mt Other rockfish from Aleutians.

<u>Company</u>	<u>Area</u>	<u>Pollock</u>	<u>Pacific cod</u>	<u>Atka mackerel</u>	<u>Yellowfin sole</u>	<u>Flatfish</u>	<u>Other</u>	<u>Total</u>
<u>POLAND</u>								
30. Alaska JV Fisheries	BSA	14,000	800	--	--	--	--	14,800
	GOA	<u>3,500</u>	--	--	--	--	--	<u>3,500</u>
		17,500	800	--	--	--	--	18,300
31. ProFish International	BSA	12,000	800	--	--	--	--	12,800
	GOA	<u>3,000</u>	--	--	--	--	--	<u>3,000</u>
		15,000	800	--	--	--	--	15,800
32. Quest Alaska	BSA	14,000	800	--	--	--	--	14,800
	GOA	<u>3,500</u>	--	--	--	--	--	<u>3,500</u>
		17,000	800	--	--	--	--	18,300
POLAND TOTAL	BSA	40,000	2,400 <sup>1/</sup>	--	--	--	--	42,400
	GOA	<u>10,000</u>	--	--	--	--	--	<u>10,000</u>
		50,000	2,400	--	--	--	--	52,400
<u>PRC</u>								
33. Internat'l Ocean Opportunities	GOA	5,218	1,360	--	--	4,484	--	11,062
34. North Pacific International	GOA	5,166	1,320	1,000	--	4,483	--	11,969
35. Marco Seattle	GOA	<u>5,166</u>	<u>1,320</u>	<u>1,000</u>	--	<u>4,483</u>	--	<u>11,969</u>
PRC TOTAL	GOA	15,550	4,000	2,000	--	13,450	--	35,000
<u>PORTUGAL</u> <sup>2/</sup>								
36. Pascoal and Filhos	BSA	--	8,000	--	--	--	--	8,000
<hr/>								
GRAND TOTALS	BSA	540,220	46,830	54,740	120,400	88,000	3,115	853,305
	GOA	<u>233,960</u>	<u>9,480</u>	<u>4,540</u>	--	<u>15,590</u>	<u>6,000</u>	<u>269,570</u>
	TOTAL	774,180	56,310	59,280	120,400	103,590	9,115	1,122,875

<sup>1/</sup> Represents bycatch in pollock fishery. From testimony to Permit Review Committee.

<sup>2/</sup> Internal waters request.

JAY D. HASTINGS

ATTORNEY AT LAW

SUITE 3305  
1111 THIRD AVENUE  
SEATTLE, WASHINGTON 98101

December 9, 1985

(206) 292-9792  
TELEX: 32-8024  
ANSBK, FOSTER LAW SEA

RADM Robert Lucas  
Chairman, Permit Review Committee  
North Pacific Fishery Management Council  
Anchorage, Alaska

Re: Japanese Joint Venture Fisheries off Alaska for 1986

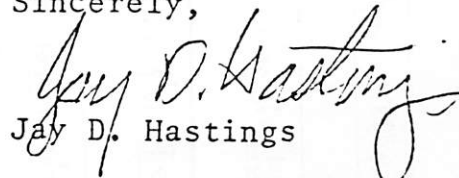
Dear Admiral Lucas:

As I indicated in my testimony yesterday, the Japanese fishing companies have been attempting to estimate their individual 1986 joint venture target levels for the Bering Sea and Gulf of Alaska since the conclusion of the U.S./Japan industry meeting two weeks ago here in Anchorage. Yesterday afternoon the Japanese delegation here contacted the individual Japanese companies in Japan to determine the best possible estimates for each company. The attached Table is a compilation of those best estimates and must be considered preliminary.

Unfortunately, the Table still reflects a number of unknowns. You will note that these unknowns are particularly difficult for the smaller Japanese companies. This is because the smaller companies face more complications in planning their annual fishing operations between the Bering Sea/Aleutians and Gulf of Alaska without knowing how much resource may be available in the Gulf of Alaska for joint ventures. Of course, if a significant amount of Japanese joint ventures in the Gulf must be transferred to the Bering Sea, this will seriously complicate 1986 joint venture planning for all the companies.

Again, we are sorry for these unknowns. But business planning by the Japanese companies is critical for efficient operation of their joint ventures and this planning must ultimately be based upon the established regulatory regime for the fishing year. However, we feel that your Committee can approve or tentatively approve the Japanese permit applications based upon the aggregate amounts projected by the Japanese companies on a national basis. If adjustments have to be made for either directed or bycatch species for Japanese operations as a whole, we feel that it will be much less burden for the Council and much more efficient from the standpoint of business planning to work these adjustments out internally among the various Japanese joint venture operations.

Sincerely,

  
Jay D. Hastings

Attachment



# JAPAN

## Joint Venture Requests by Company for 1986

Company	Area	Pollock (BSA) (GOA)	Pacific cod (BSA)	Atka mackerel (BSA)	Yellowfin sole Flatfish (BSA)	Others (GOA)	Total (BSA) (GOA)	
1 Whitney Fidalgo/Ohtori	BSA	23300	358	unknown	2390		26048	These figures sh
	GOA	20900					20900	
2 Westward Trawlers/Taiyo	BSA	111750	545	—	3630		115925	minimum quantities and final revision
	GOA	29450					29450	
3 Alyeska Ocean/Hoko	BSA	28200	333	—	2220		30753	will be made to increase subject
	GOA	11400					11400	
4 Peter Pan/Nichiro	BSA	14950	750	unknown	5000		20700	to each individual company's fishing plan
	GOA	10450					10450	
5 Northern Deep Sea Fishes/Nippon Suison	BSA	129500	696	—	4640		134836	Others in GOA
	GOA	41800					41800	
6 Westward Trawlers/Kanai	BSA	unknown	270	unknown	1850		2120	will include flounders, Pacific
	GOA	unknown				unknown	unknown	
7 Alaska Contact/Anyo Group	BSA	unknown	368	unknown	2450		2818	cod and Atka mackerel.
	GOA	unknown				unknown	unknown	
8 Alaska Contact/Nansei Group	BSA	unknown	856	unknown	5700		6556	
	GOA	unknown				unknown	unknown	
9 Profish/Hamaya	BSA	unknown	—	—	—		unknown	
10 Profish/Matsubun	BSA	unknown	—	—	—		unknown	
11 ? /Hokkaido Fisheries	BSA	2300	318	—	2120		4738	
	GOA	—				unknown	unknown	
2 North Pacific Cooperative Fisheries/Japan Longliners	GOA	—	GOA 2000			100	2100	
	BSA	405000	6500	5000	Yellowfin sole 20000 flatfish 19000		455500	
Total	GOA	120000	2000			5000	127000	
	B/G	525000	8500	5f	39000	5000	582500	