

Preliminary Charter Halibut Estimates for 2014
Charter Management Implementation Committee 10/29/14
Revised 11/07/14

Table 1. Preliminary charter halibut harvest estimates for Areas 2C and 3A for 2014

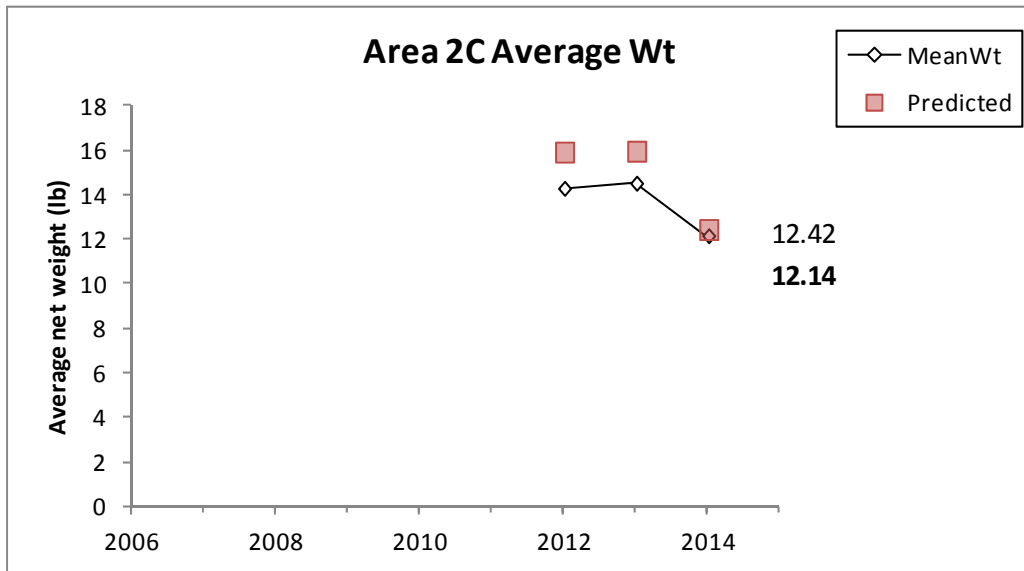
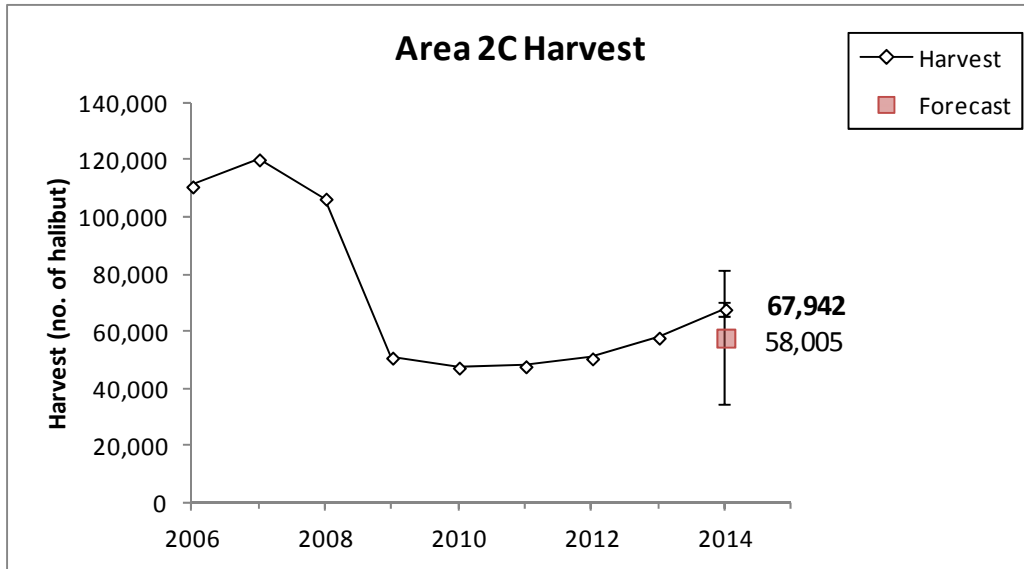
Area	Mean wt (lb)	Prelimin Logbook Harvest (no. fish)	Yield (lb)	O26 RelMort (lb)	Total Charter Removals (lb)	Allocation (lb)	Overage (lb)
2C	12.14477	67,942	825,140	45,537	870,677	761,000	109,677
3A	11.75560	181,947	2,138,896	34,478	2,173,374	1,760,000	413,374

Table 2. Performance of charter halibut management measures recommended annually by the North Pacific Fishery management Council, 2012-2014

Area	Year	Management measure	Mgmt Type	Allocation ^a (M lb)	Harvest ^a (M lb)	Overage (M lb)	% Overage
2C	2012	One fish, U45-O68 rev. slot	GHL	0.931	0.605	-0.326	-35%
	2013	One fish, U45-O68 rev. slot	GHL	0.788	0.762	-0.026	-3%
	2014	One fish, U44-O76 rev. slot	CSP	0.761	0.871	0.110	14%
3A	2012	Two fish any size	GHL	3.103	2.284	-0.819	-26%
	2013	Two fish any size	GHL	2.734	2.514	-0.220	-8%
	2014	Two fish, one < 29", trip limit	CSP	1.76	2.173	0.413	23%

^a - Allocations and harvest include O26 release mortality beginning with the CSP in 2014.

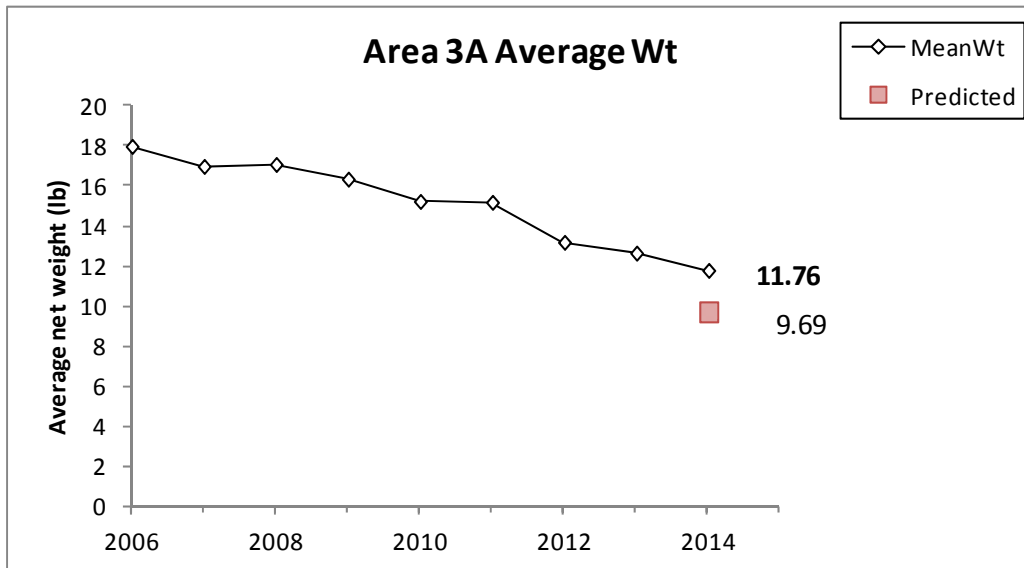
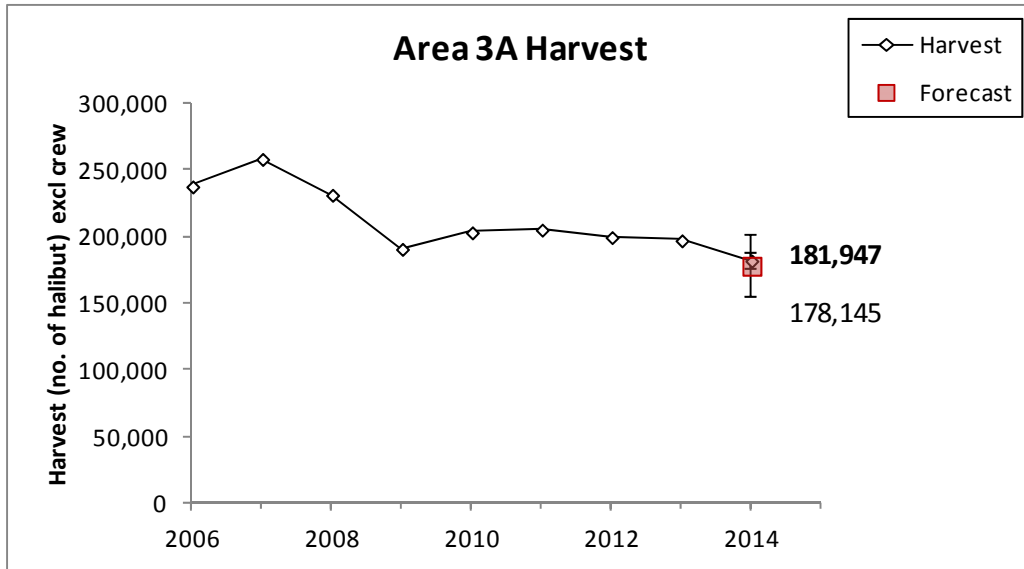
Area 2C



Area 2C Projection last year:

Predicted yield for U44O76 was	799,378	lb
Harvest forecast	58,005	fish
Proj Mean wt	13.78	lb
-11% adjustmt to pred yield	720,160	lb
Proj mean wt incl overest	12.42	lb
Proj waste at 5%	36,008	lb
Proj yield incl 5% waste	756,168	lb
Allocation	761,000	lb

Area 3A



Area 3A Projection last year:

Proj harv	178,145	fish
Proj mean wt	9.69	lb
Proj yield	1,726,225	lb
Proj waste +4%	69,049	lb
Proj removals incl waste	1,795,274	lb
Allocation	1,780,000	lb
"Planned" overage	15,274	lb