

ALASKA TANNER CRAB
1979 CUMULATIVE DOMESTIC LANDINGS
PRELIMINARY

Reporting Period: Jan. 1979 - Dec. 1979
Landings Reported as of ~~June 30~~ *July 31*

<u>Management Area</u>	<u>DAH</u>	<u>Landings</u>	
		<u>Metric Tons</u>	<u>Pounds</u>
Southeast - Yakutat	(2,495 mt)	1,347	2,968,300
Prince William Sound	(3,175 mt)	2,860	6,303,900
Cook Inlet	(2,404 mt)	1,772	3,906,600
Kodiak	(15,876 mt)	13,236	29,173,200
South Peninsula	(13,608 mt)	4,792	10,562,100
Aleutian	(907 mt)	580	1,277,800
Bering Sea			
<u>C. bairdi</u>	(40,381 mt)	19,231 19,251	42,385,600 42,441,495
<u>C. opilio</u>	(12,268 mt)	13,378 14,256	29,485,700 31,427,902

Alaska Department of Fish and Game
Division of Commercial Fisheries
Juneau, Alaska 99801
8 August 79


GROUND FISH
GULF OF ALASKA
1979 CUMULATIVE DOMESTIC LANDINGS

AGENDA V - 1
August 1979

Reporting Period: Dec. 1978 - Oct. 1979
Landings Thru July 31, 1979

<u>Species</u>	<u>DAH</u>	<u>Landings</u>	
		<u>Metric Tons</u>	<u>Pounds</u>
Pollock	(14,200 mt)	1,770.2	3,901,521
Flounder	(7,200 mt)	771.3	1,699,945
Cod	(15,500 mt)	822.4	1,813,672
Pacific Ocean Perch Rockfish	(3,100 mt)	197.7	435,731
Sablefish	(4,000 mt)	892.7	1,967,511
Atka Mackerel	0	7.9	17,500
Squid	0	0	0
Other	(500 mt)	65.5	144,362
Unspecified		255.6	563,342
TOTAL		4,783.7	10,543,275

Alaska Department of Fish and Game
Division of Commercial Fisheries
Juneau, Alaska 99801
15 August 1979



GROUND FISH
BERING SEA/ALEUTIAN ISLANDS
1979 CUMULATIVE DOMESTIC LANDINGS

Reporting Period: Feb. 1979^{1/} Dec. 1979
Landings Thru July 31, 1979^{1/}

<u>Species</u>	<u>Pounds</u>	<u>Landings</u>	<u>Metric Tons</u>
Pacific Cod	1,180,903		535.8
Yellowfin Sole	0		
Other Flounders	0		
Pollock	0		
Pacific Ocean Perch	0		
Sablefish	0		
Other	0		
Unspecified	54,890		24.9
Total	1,235,793		560.7


^{1/} Landings since April 30 are confidential. Only one vessel reporting.

GULF OF ALASKA GROUND FISH - ALL AREAS
DOMESTIC LANDINGS - DEC. 1978 thru OCT. 1979

METRIC TONS

	Dec	Jan	Feb	Mar	Apr	May	Jun	Jul	Aug	Sep	Oct	Catch To Date
Pollock DAH= 14,200	9.2	0.9	306.2	859.2	423.9	36.9	28.7	105.2				1,770.2
Cod DAH= 15,500	90.6	46.2	44.3	115.3	196.6	263.0	50.3	16.6				822.9
Flounder DAH= 7,200	448.9	190.7	46.0	74.9	8.4	2.2	0.2	T				771.3
Pacific Ocean Perch DAH= 1,100	} 0.2	} 0.5	} 0.7	49.6	49.4	} 15.2	0	} 22.9				} 197.7
Other Rockfish DAH= 2,000				10.7	19.6		28.9					
Sablefish DAH= 4,000	0.4	0	0.7	12.2	161.6	307.2	189.4	221.2				892.7
Atka Mackerel DAH= 0	0	0	0	0	0	0	0	7.9				7.9
Squid DAH= 0	0	0	0	0	0	0	0	0				0
Other DAH=500	11.1	6.1	9.0	9.1	7.9	1.7	11.0	9.5				65.4
Unspecified	4.9	20.2	31.3	97.5	89.1	3.0	2.9	6.7				255.6
Total	565.3	264.6	438.2	1,228.5	956.5	629.2	311.4	390.0				4,783.7


Alaska Department of Fish and Game
15 August 1979



GULF OF ALASKA GROUND FISH - SOUTHEAST
DOMESTIC LANDINGS - DEC. 1978 thru OCT. 1979

METRIC TONS

	Dec	Jan	Feb	Mar	Apr	May	Jun	Jul	Aug	Sep	Oct	Catch To Date
Pollock DAH= 300	1.8	0.6	217.1	238.2	0.1	0	T	0				457.8
Cod DAH= 700	0.2	0.5	7.4	33.8	11.7	5.4	9.0	4.9				72.9
Flounder DAH= 400	440.5	186.3	42.0	48.4	0.1	0	0.1	0				717.4
Pacific Ocean Perch DAH= 300	}	0.2	0.5	0.7	8.6	18.0	15.1	23.5	18.7			}
Other Rockfish DAH= 800												
Sablefish DAH= 3,000	0.4	0	0	7.5	139.9	307.2	152.9	186.9				794.8
Atka Mackerel DAH= 0	0	0	0	0	0	0	0	0				0
Squid DAH= 0	0	0	0	0	0	0	0	0				0
Other DAH= Trace	5.2	0	T	3.0	1.5	1.4	6.2	4.5				21.8
Unspecified	4.0	19.4	18.9	43.2	0.1	T	0.8	0.7				87.1
Total	452.3	207.3	286.1	382.7	171.4	329.1	192.5	215.7				2,237.1



GULF OF ALASKA GROUND FISH - YAKUTAT
DOMESTIC LANDINGS - DEC. 1978 thru OCT. 1979


METRIC TONS

	Dec	Jan	Feb	Mar	Apr	May	Jun	Jul	Aug	Sep	Oct	Catch To Date
Pollock DAH= 1,100	0	0	2.6	13.8	0	5.6	0	0				22.0
Cod DAH= 1,900	0	0	T	6.3	0	0	22.0	3.8				32.3
Flounder DAH= 1,400	0	0	0.2	7.2	0	0	0	0				7.4
Pacific Ocean Perch DAH= 400	0	0	}	24.8	0	0	0	}				}
Other Rockfish DAH= 900	0	0		T	0.4	0	0		5.4	4.0		
Sablefish DAH= 800	0	0	0	0.2	0	0	36.4	33.6				70.2
Atka Mackerel DAH= 0	0	0	0	0	0	0	0	0				0
Squid DAH= 0	0	0	0	0	0	0	0	0				0
Other DAH= 100	0	0	0	1.0	0	0	0.8	1.3				3.1
Unspecified	0	0	5.5	0.4	0	0	0.1	1.3				7.3
Total	0	0	8.3	54.1	0	5.6	64.9	44.0				176.9

Alaska Department of Fish and Game
15 August 1979

GULF OF ALASKA GROUND FISH - KODIAK
 DOMESTIC LANDINGS - DEC. 1978 thru OCT. 1979
 METRIC TONS

	Dec	Jan	Feb	Mar	Apr	May	Jun	Jul	Aug	Sep	Oct	Catch To Date				
Pollock DAH= 3,400	7.4	0.3	86.5	607.2	423.5	31.3	28.7	105.2				1,290.1				
Cod DAH= 6,800	90.4	45.7	36.9	72.0	127.1	230.0	19.1	7.9				629.1				
Flounder DAH= 2,600	8.4	4.4	3.8	19.3	8.0	2.0	0.1	T				46.0				
Pacific Ocean Perch DAH= 200	}	}	}	24.8	49.4	}	}	}				}				
Other Rockfish DAH= 200				1.7	1.6								0.1	T	0.2	77.8
Sablefish DAH= 100				T	0								0.7	4.5	21.7	0
Atka Mackerel DAH= 0	0	0	0	0	0	0	0	7.9				7.9				
Squid DAH= 0	0	0	0	0	0	0	0	0				0				
Other DAH= 200	5.9	6.1	9.0	3.2	5.9	0.3	4.0	3.7				38.1				
Unspecified	0.9	0.8	6.9	52.8	88.9	3.0	2.0	4.7				160.0				
Total	113.0	57.3	143.8	785.5	726.1	266.7	54.0	130.3				2,276.7				



GULF OF ALASKA GROUND FISH - CHIRIKOF
 DOMESTIC LANDINGS - DEC. 1978 thru OCT. 1979

METRIC TONS

	Dec	Jan	Feb	Mar	Apr	May	Jun	Jul	Aug	Sep	Oct	Catch To Date
Pollock DAH= 4,600	0	0	0	0	0.3	0	0	0				0.3
Cod DAH= 1,800	0	0	0	3.2	57.7	27.6	0	0				88.5
Flounder DAH= 600	0	0	0	0	0.3	0.2	0	0				0.5
Pacific Ocean Perch DAH= 100	}											
Other Rockfish DAH= Trace		0	0	0	0	0	0	0				0
Sablefish DAH= Trace		0	0	0	0	0	0	0	0			0
Atka Mackerel DAH= 0	0	0	0	0	0	0	0	0				0
Squid DAH= 0	0	0	0	0	0	0	0	0				0
Other DAH= 100	0	0	0	1.9	0.5	T	0	0				2.4
Unspecified	0	0	0	1.1	0.1	0	0	0				1.2
Total	0	0	0	6.2	58.9	27.8	0	0				92.9

GULF OF ALASKA GROUND FISH - SHUMAGIN
 DOMESTIC LANDINGS - DEC. 1978 thru OCT. 1979
 METRIC TONS

	Dec	Jan	Feb	Mar	Apr	May	Jun	Jul	Aug	Sep	Oct	Catch To Date
Pollock DAH= 4,800	0	0	0	0	0	0	0	0				
Cod DAH= 4,300	0	0	0	0	0	0	0	0				
Flounder DAH= 2,200	0	0	0	0	0	0	0	0				
Pacific Ocean Perch DAH= 100	}	0	0	0	0	0	0	0				
Other Rockfish DAH= 100												
Sablefish DAH= 100	0	0	0	0	0	0	0	0				
Atka Mackerel DAH= 0	0	0	0	0	0	0	0	0				
Squid DAH= 0	0	0	0	0	0	0	0	0				
Other DAH= 100	0	0	0	0	0	0	0	0				
Unspecified	0	0	0	0	0	0	0	0				
Total	0	0	0	0	0	0	0	0				0

