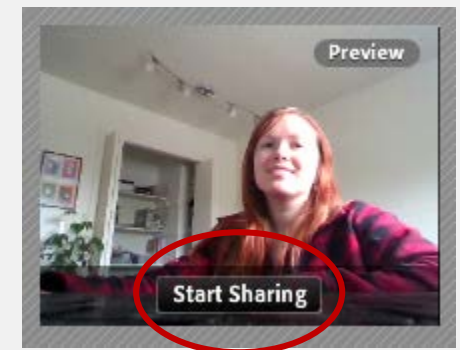
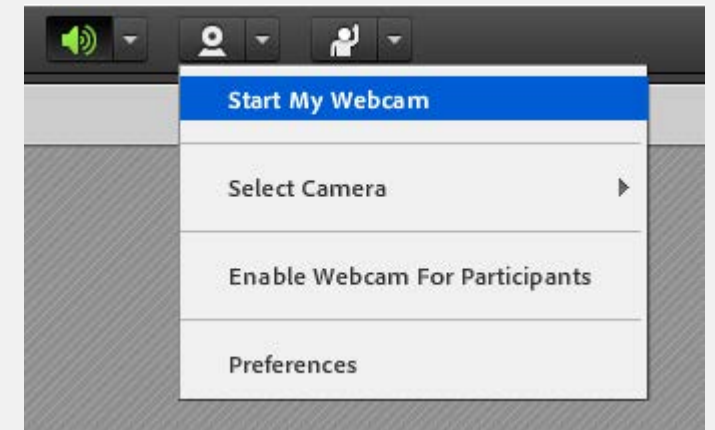



Welcome to the Adobe Connect platform!

- This training is geared to the Adobe Connect app that you use on your computer.
 - On the ipad, the layout looks a little different.
- Terminology: we call each window on the screen a **pod**
- For individual tech support, email npfmc.admin@noaa.gov

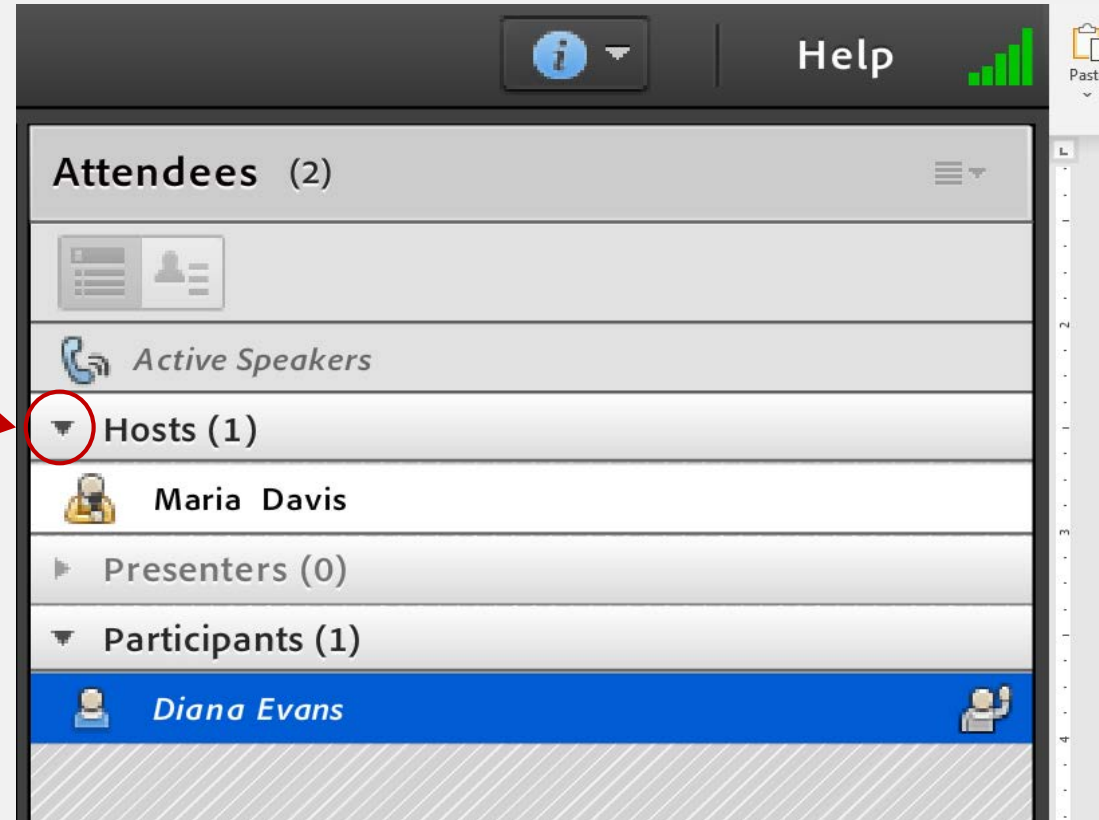
Turning on Your Webcam (if using)

- Only members and presenters will use webcams.
- To turn on your webcam, select the dropdown by the webcam icon and select “start my webcam”.
- Your webcam will show you a preview of what will be shown to give you time to arrange yourself and your background. Select “start sharing” when you are ready.
- You can pause your webcam by hovering over your picture and pressing the pause icon.



Attendee pod

- All attendees are listed in the pod on the right-hand side of the screen.
- Hosts are NPFMC admin staff. You can free up space by clicking on the arrow to hide them.
- Panel members will be listed first under participants. You will each have a number in front of your name.
 - 00 = Chair
 - 01 = Members
 - 02 = Non-voting members (if applicable)

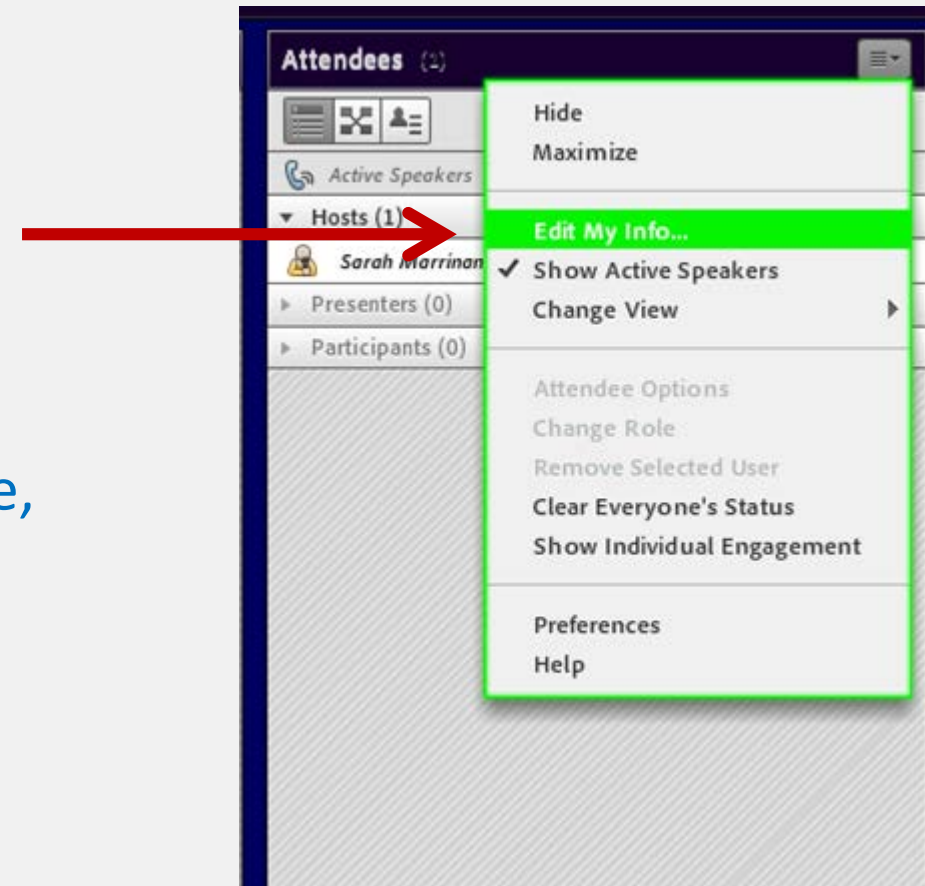


Changing your name

Sometimes you might be logged in with different naming conventions.

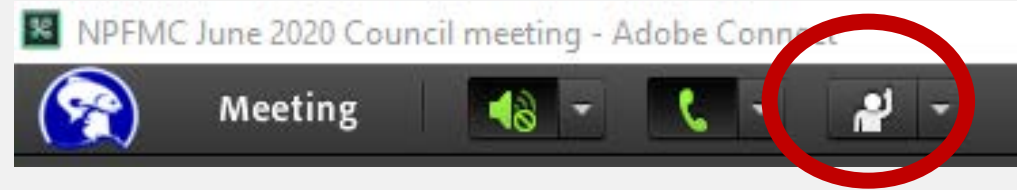
Please change your name by clicking on the top right-hand corner in the “Attendees” box and clicking “edit my info.”

Voting Council members, use 01 before their name, non-voting Council members, please use 02

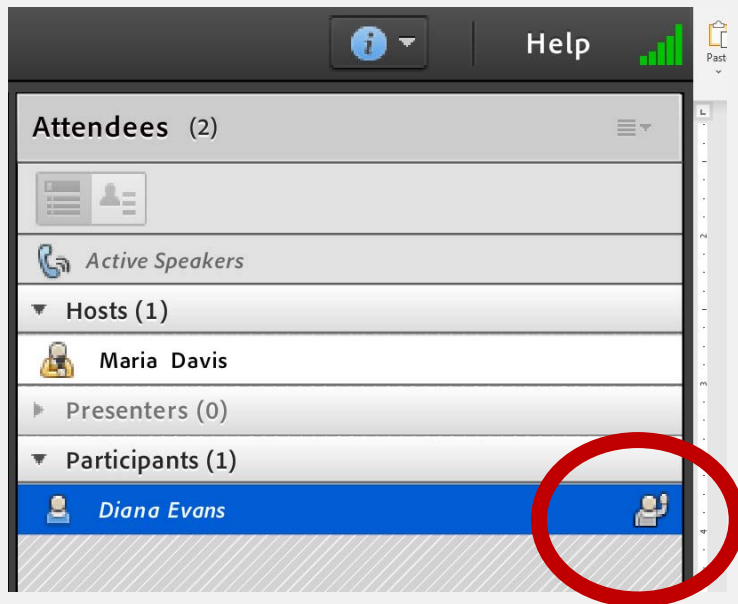


Raising your hand to be acknowledged

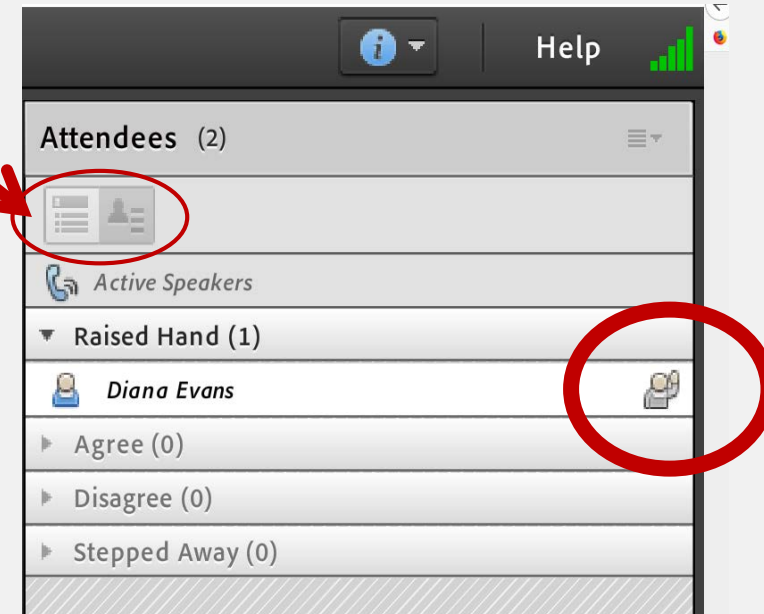
- We are using the 'raise hand' feature in the app, and the Chair will call on members.
- Click on the 'raise hand' icon to raise or lower your hand (or use the drop down menu)



- You can see your hand is raised in the attendee pod:

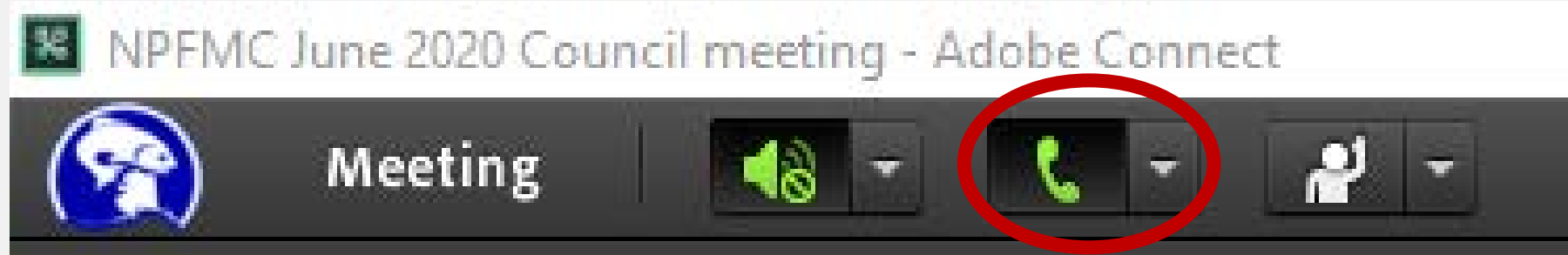


- Or toggle to 'attendee status view' and see only the raised hands (listed in order):

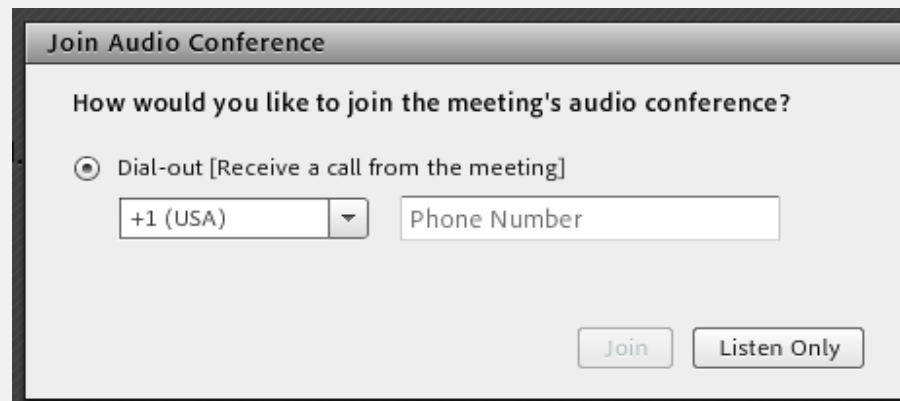


Reconnecting audio after a break

- Go ahead and hang up your phone on the breaks, so you can use it for other things
- When you are ready to reconnect, click on the phone icon at the top:



- You will get the same “dial out” option as when you joined.

A screenshot of the "Join Audio Conference" dialog box. The title bar says "Join Audio Conference". The main text asks "How would you like to join the meeting's audio conference?". There are two radio button options: "Dial-out [Receive a call from the meeting]" which is selected, and another option that is not visible. Below the selected option is a dropdown menu showing "+1 (USA)" and a text input field labeled "Phone Number". At the bottom right, there are two buttons: "Join" and "Listen Only".

Be patient, and only press “Join” once!

It takes a little while for the meeting to call you, especially when everyone is calling at the same time.

IN-MEETING PUBLIC TESTIMONY

— SIGN UP FROM THE EAGENDA



[Comment Now \(9\)](#) [Direct Link](#)

[Sign-up for oral comment \(0\)](#)

Attachments:

[JPC_Agenda_2020-11-05](#) -Uploaded: 10/20/2020 10:49 AM A

[Joint Protocol December 2009](#) -Uploaded: 10/30/2020 11:05 A

[Direct Link](#)

[Sign-up for oral comment \(6\)](#)

Attachments:

[Link to October Council meeting materials \(see item C4\)](#) -Uplo

[Council motion - October 12 2020](#) -Uploaded: 10/21/2020 11:4

[NMFS Staff Presentation](#) -Uploaded: 11/04/2020 01:38 PM A

Tech set up, Introductions, Agenda r

Staff Report

Scientific and Statistical Committee: September 28 - October 2, 2020, 8 am - 3 pm Alaska time – MEETING

Sign up for testimony

Agenda Item:


Name:

Organization:

Email Address:

Phone:

Attachments: No file chosen

I'm not a robot  [Privacy](#) [Terms](#)

At the Council meeting, public comment is limited to individuals and groups/organizations.

IN-MEETING PUBLIC TESTIMONY

— SIGN UP LIST VISIBLE, ALONG WITH HANDOUTS



[Comment Now \(9\)](#) [Direct Link](#) **Tech set up, Introductions, Agenda review**

Attachments: [JPC_Agenda_2020-11-05](#) -Uploaded: 10/20/2020 10:49 AM AKDT by jarmstro
[Joint Protocol December 2009](#) -Uploaded: 10/30/2020 11:05 AM AKDT by mda

[Direct Link](#)

[Sign-up List \(6\)](#)

Attachments: **Staff Report**
[Link to October Council meeting materials \(see item C4\)](#) -Uploaded: 10/26/2020
[Council motion - October 12 2020](#) -Uploaded: 10/21/2020 11:52 AM AKDT by j
[NMFS Staff Presentation](#) -Uploaded: 11/04/2020 01:38 PM AKST by mdavis

A red arrow points from the right side of the screenshot towards the 'Sign-up List (6)' link.

entific and Statistical Committee: September 28 - October 2, 2020, 8 am - 3 p

Agenda Item

[View Comments](#) [View Sign-ups](#)

: Sablefish


[5 Sign-ups](#)

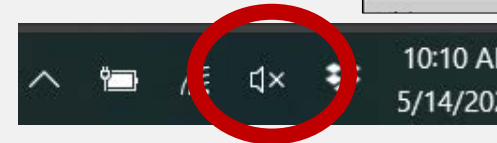
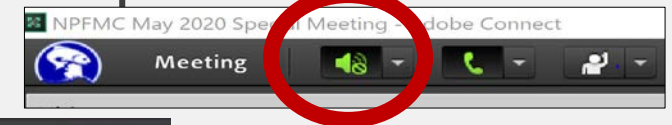
Ricky Martin Vida Loca 08/27/2020 02:37 PM AKDT	Signed up for public testimony
Shannon Gleason NPFMC 08/27/2020 03:10 PM AKDT	Signed up for public testimony
Sylvia Earle NatGeo 09/14/2020 07:38 AM AKDT	Signed up for public testimony Attachments: CouncilmeetingFAQ.doc
John Gauvin Himself 09/23/2020 11:07 AM AKDT	Signed up for public testimony Attachments: invoice_1693718.pdf
Gerry Merrigan HOME BOAT 09/23/2020 11:20 AM AKDT	Signed up for public testimony Attachments: short.ABM (1).docx

[View Comments](#) [Sign-up List \(2\)](#) **Miscellaneous**

Tips to make everything work better

- Keep yourself on mute unless you need to talk
 - Pro tip: it's best to press the mute button on your phone than to mute yourself from the computer, though both work
- Make sure you can only hear the meeting through your phone

- You want to see a  sign by your speaker on the top left
- For extra security, mute your computer too



- Expect a lag time with visuals – webcams, presentations, timer
 - The delay varies based on the time of day, your internet speed, etc.

- You can make some pods full screen by clicking this button in the pod's top right corner:

