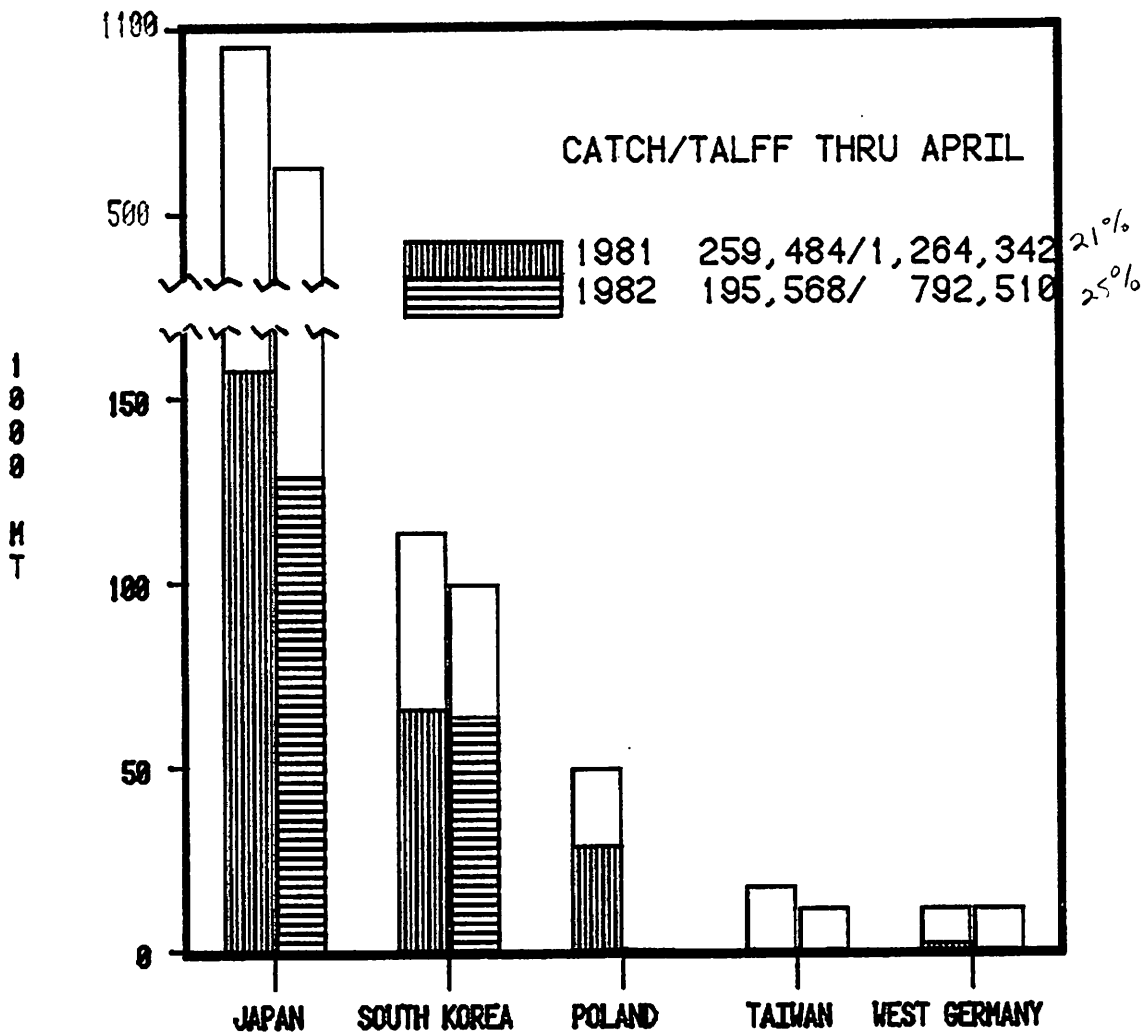
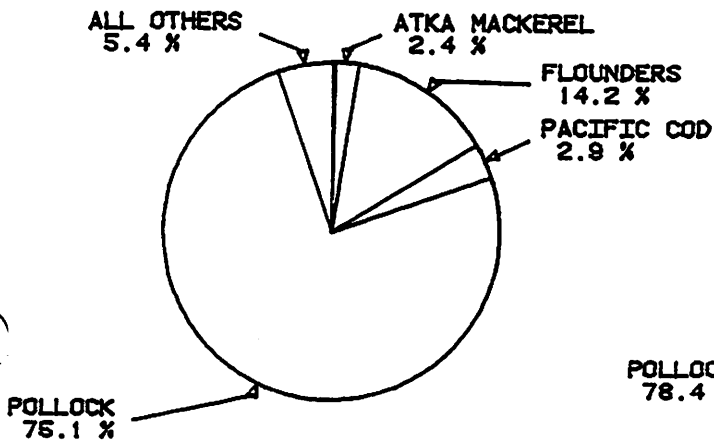


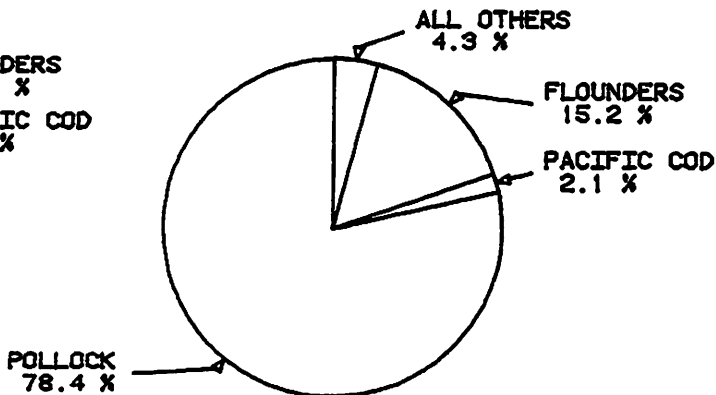
BERING SEA/ALEUTIAN ISLANDS



SPECIES COMPOSITION

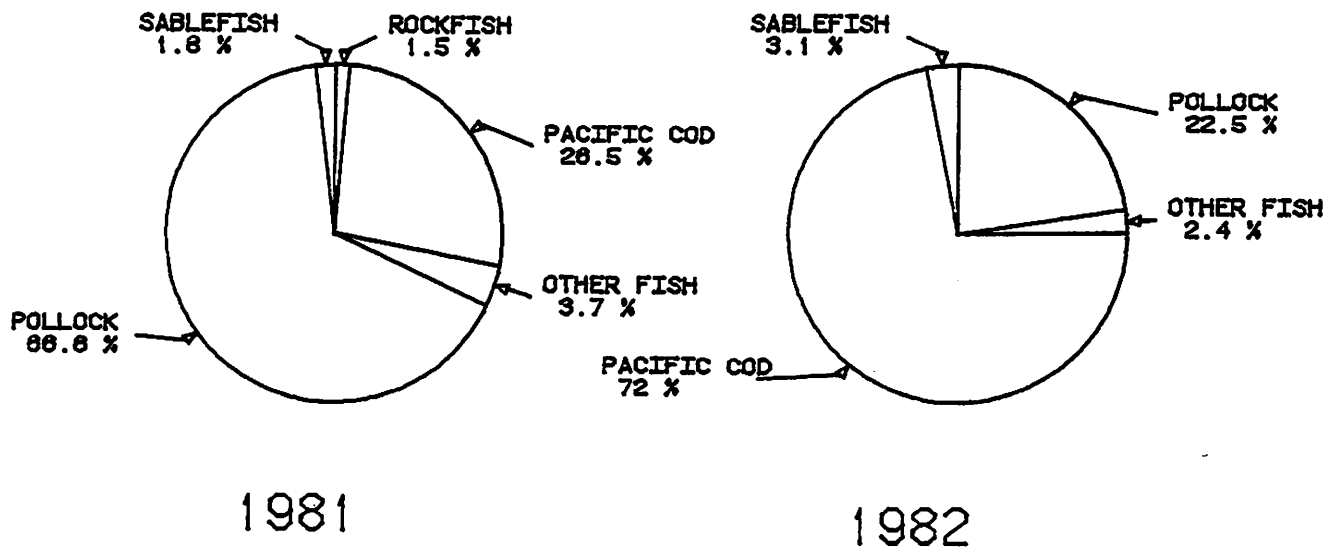
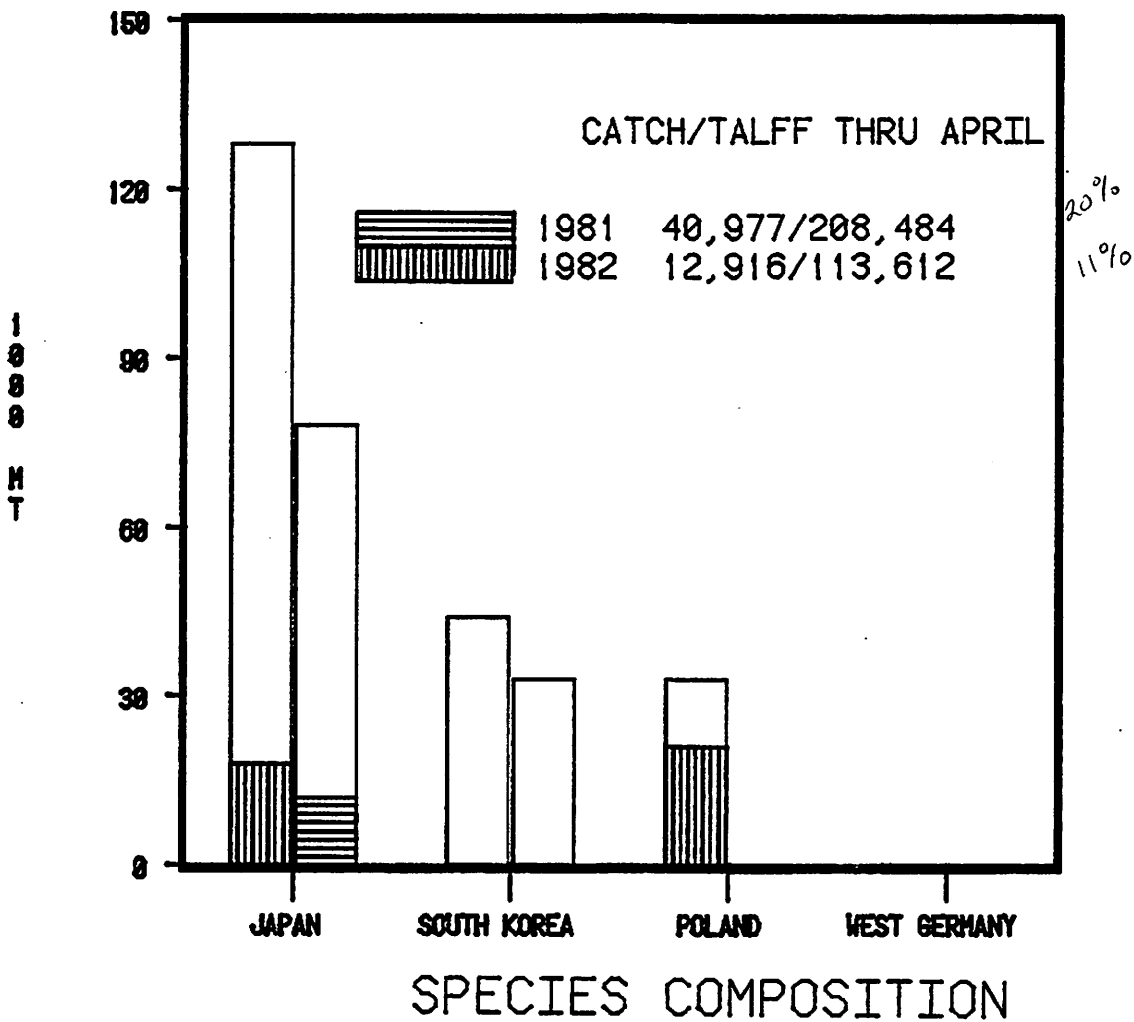


1981



1982

GULF OF ALASKA



CHRONOLOGY OF 1982 FOREIGN ALLOCATIONS

	<u>BERING SEA/ALEUTIANS ALLOCATION REMAINDER</u>		<u>GULF OF ALASKA ALLOCATION REMAINDER</u>	
INITIAL	598,618	759,130	82,087	148,417
APRIL 23	193,892		31,525	
*TOTAL	792,510	565,238	113,612	116,892

* INDICATES CURRENT TALFF

1982 JOINT VENTURES

GULF OF ALASKA

VENTURE	NUMBER OF VESSELS	
	<u>FOREIGN</u>	<u>U.S.</u>
WONG YANG/FISH PRODUCERS ASSOCIATES	6	7
DONGWON CONSORTIUM/J.V. FISHERIES LTD	13	5
TAIYO FISHERY CO./WESTWARD TRAWLERS INC.	1	2
NIPPON SUISAN/UNIVERSAL SEAFOODS	1	2
NORDSTERN/JEFF HENDRICKS ASSOCIATES	1	4
POLISH FOREIGN TRADE OFFICE/MRS PAUL'S KITCHENS	3	3
TOTAL	25	23

Handwritten notes:
 2/15/82
 by 2-10-82
 @ me, W
 not at work

CATCH THROUGH APRIL:

POLLOCK	77,012
ALL OTHERS	496
TOTAL	77,508

Handwritten note: all 25 vessels

BERING SEA/ALEUTIANS

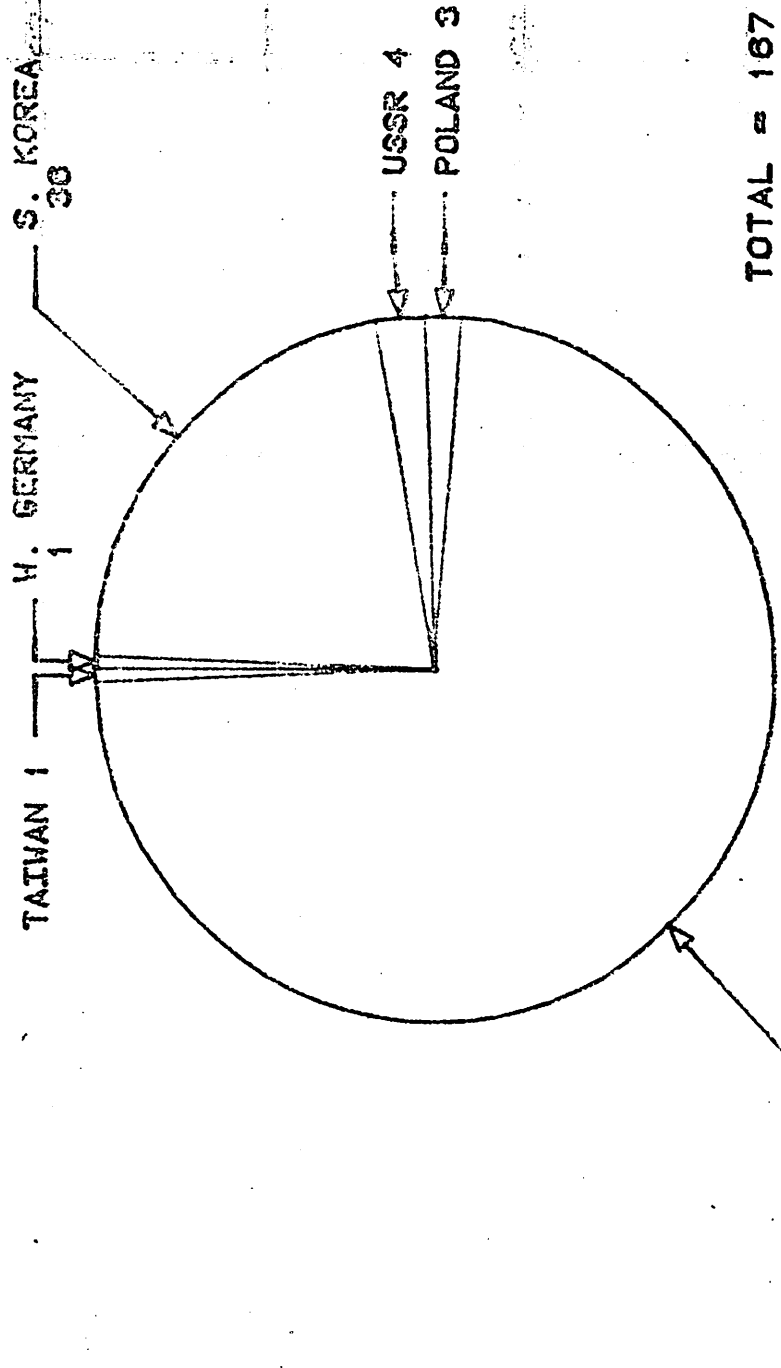
VENTURE	NUMBER OF VESSELS	
	<u>FOREIGN</u>	<u>U.S.</u>
NORDSTERN/JEFF HENDRICKS ASSOCIATES	1	4
TAIYO/WESTWARD TRAWLERS INC.	1	2
USSR/ MARINE RESOURCES COMPANY	4	6
WONG YANG/FISH PRODUCERS ASSOCIATES	1	3
TOTAL	7	15

CATCH THROUGH APRIL:

POLLOCK	4,859
PACIFIC COD	2,728
FLOUNDERS	2,052
ALL OTHERS	474
TOTAL	10,113

NUMBER OF FOREIGN VESSELS OFF ALASKA

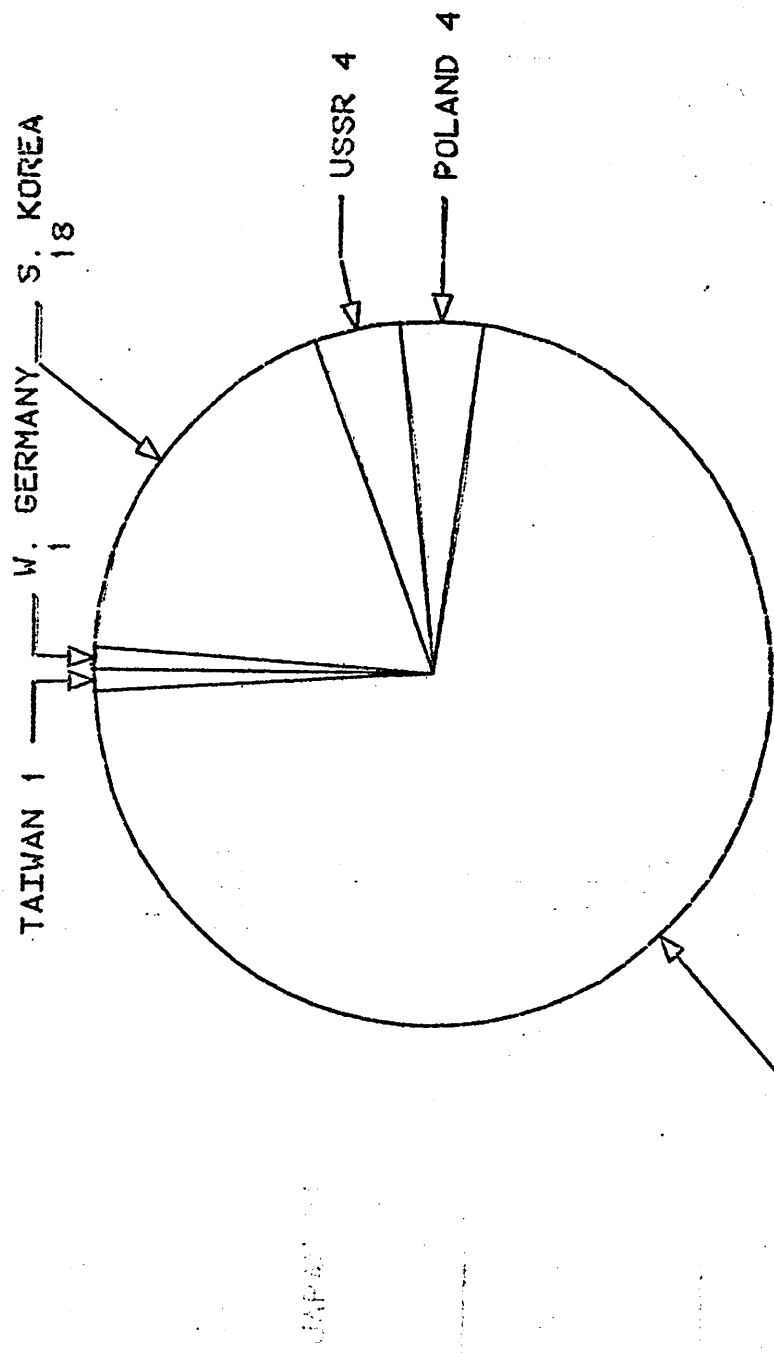
APRIL 1982



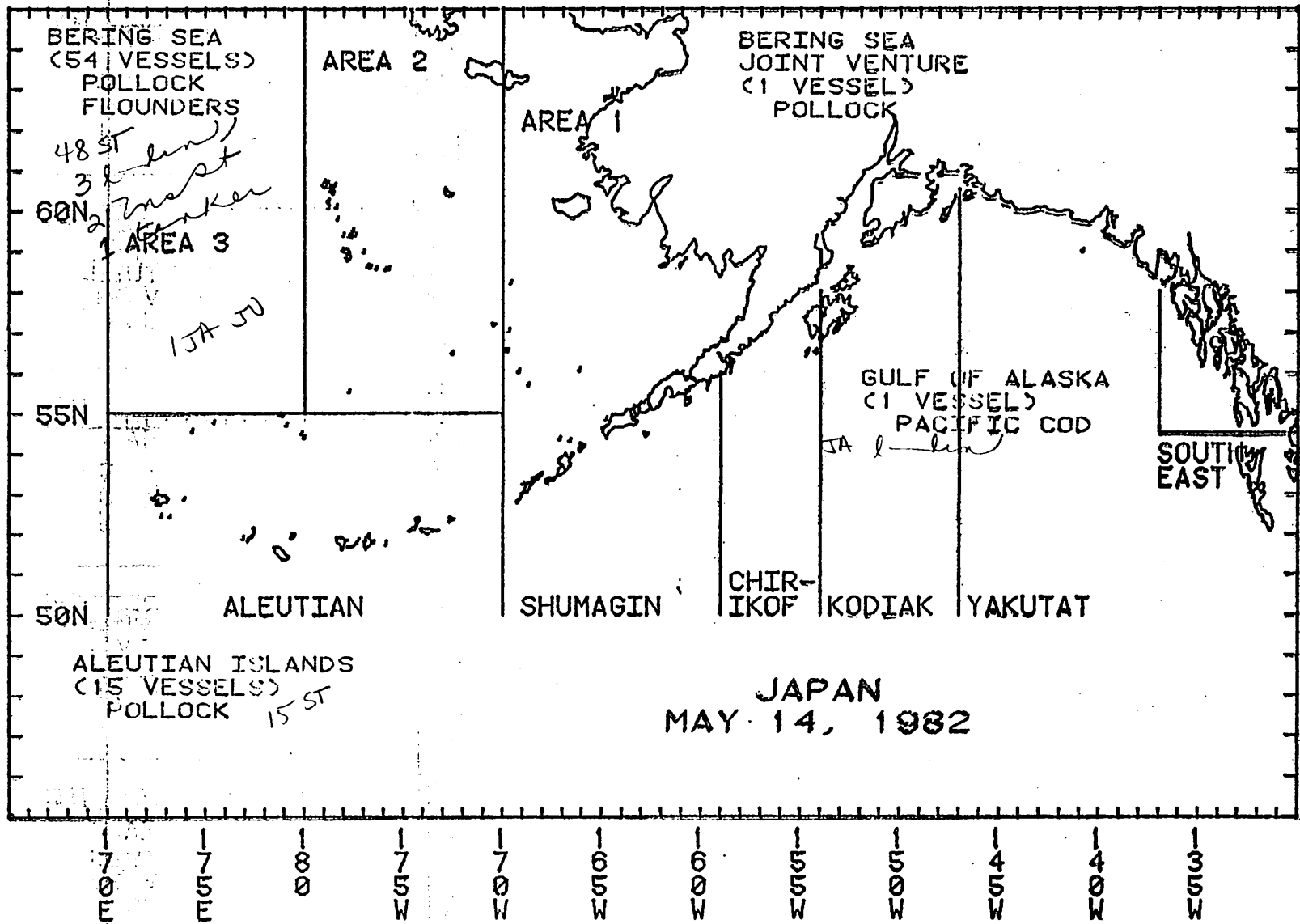
NMFS ENFORCEMENT - JUNEAU

NUMBER OF FOREIGN VESSELS OFF ALASKA

MAY 14, 1982

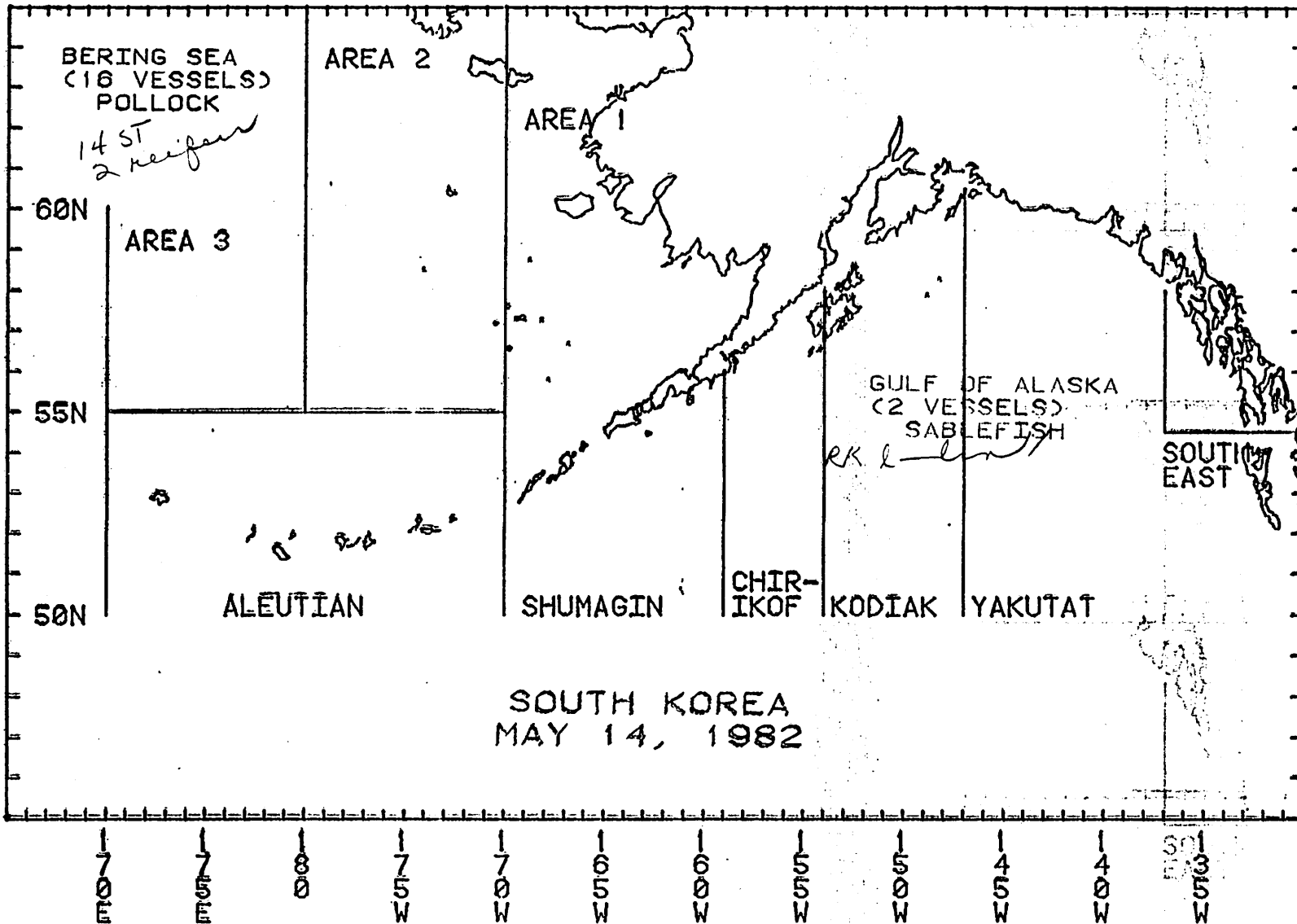


NMFS ENFORCEMENT - JUNEAU



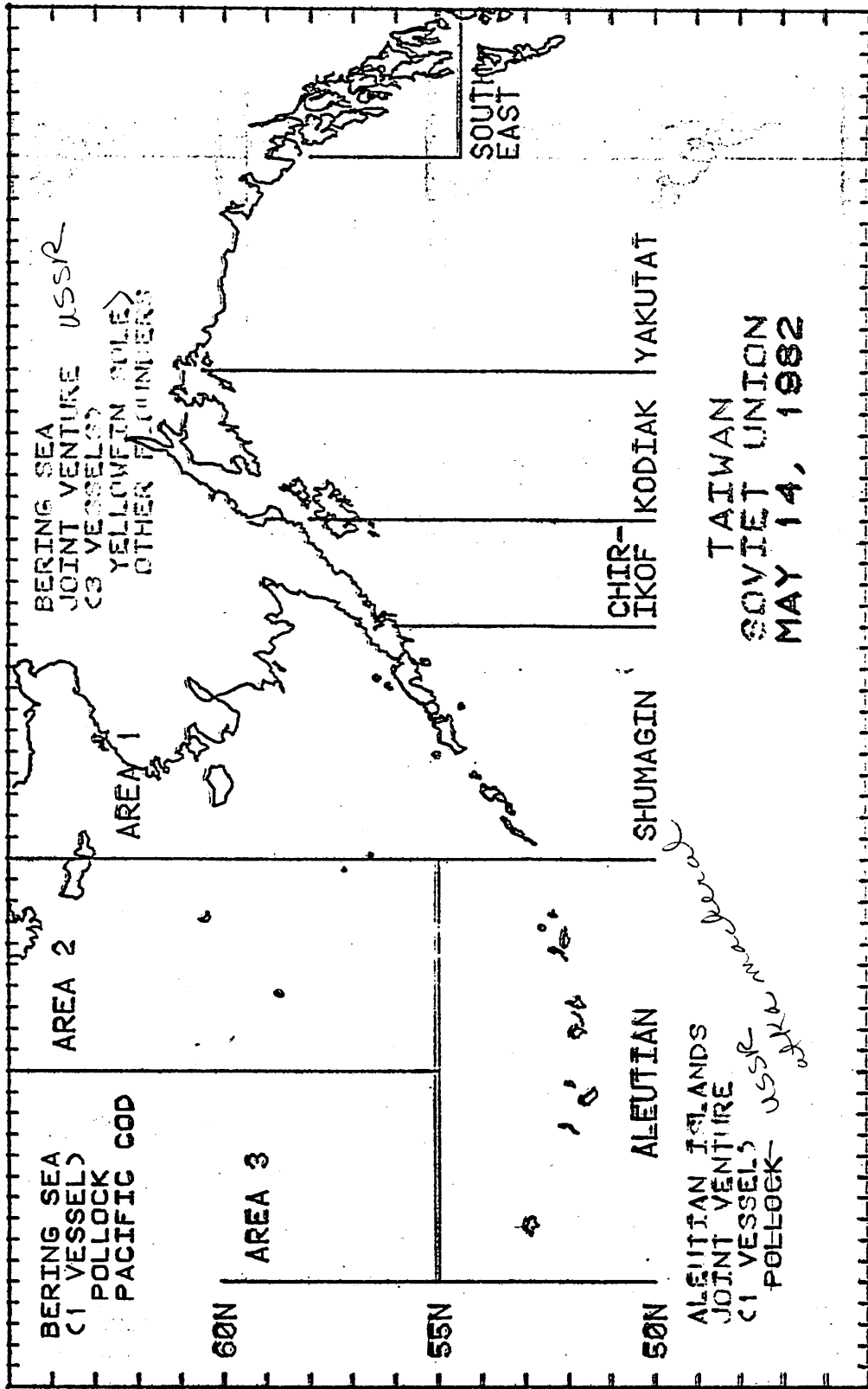
NMFS ENFORCEMENT - JUNEAU

JUN 14 1982
 JUNEAU
 NMFS



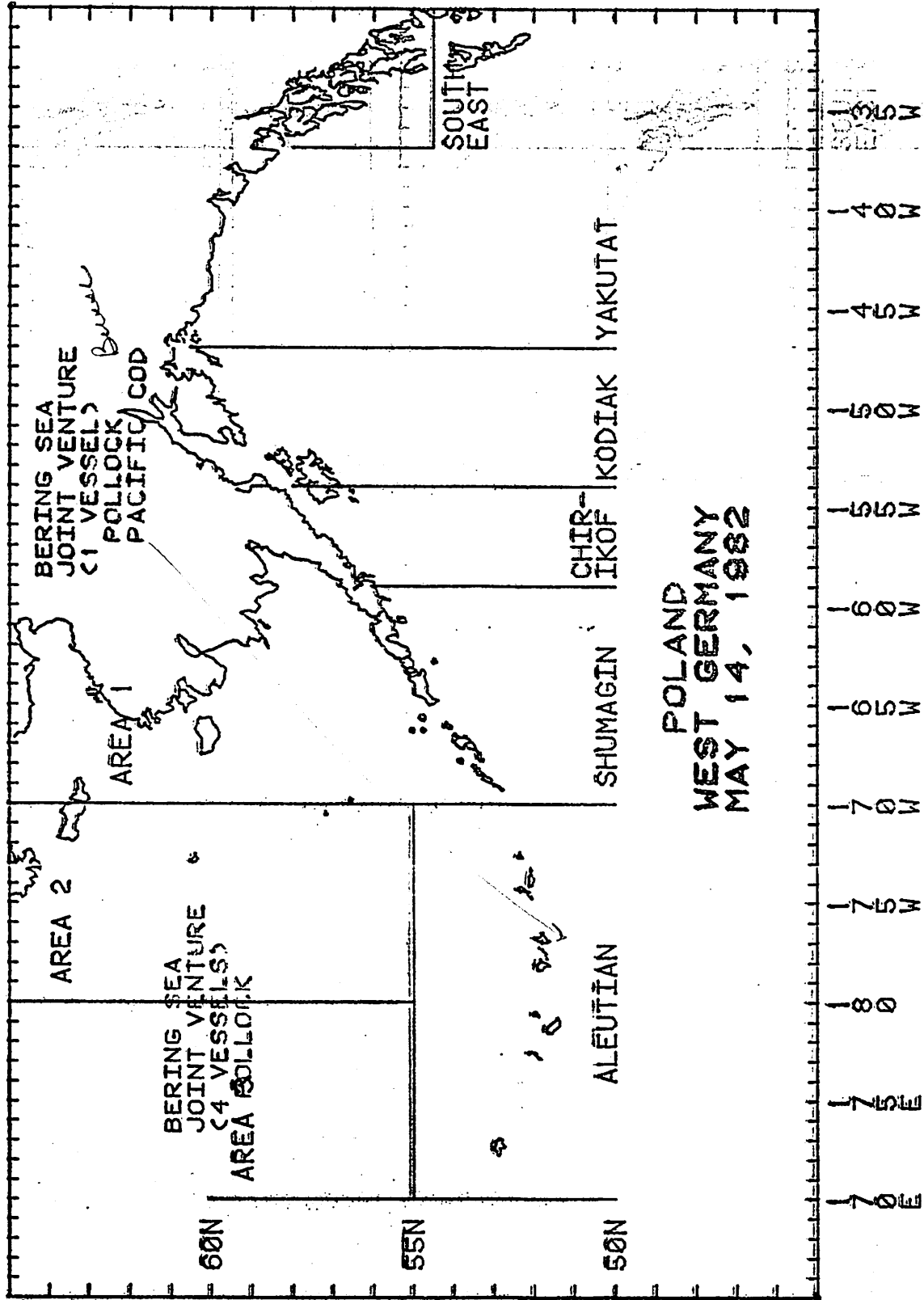
SOUTH KOREA
MAY 14, 1982

NMFS ENFORCEMENT - JUNEAU



SOVIET UNION
MAY 14, 1982
NMFS ENFORCEMENT - JUNEAU

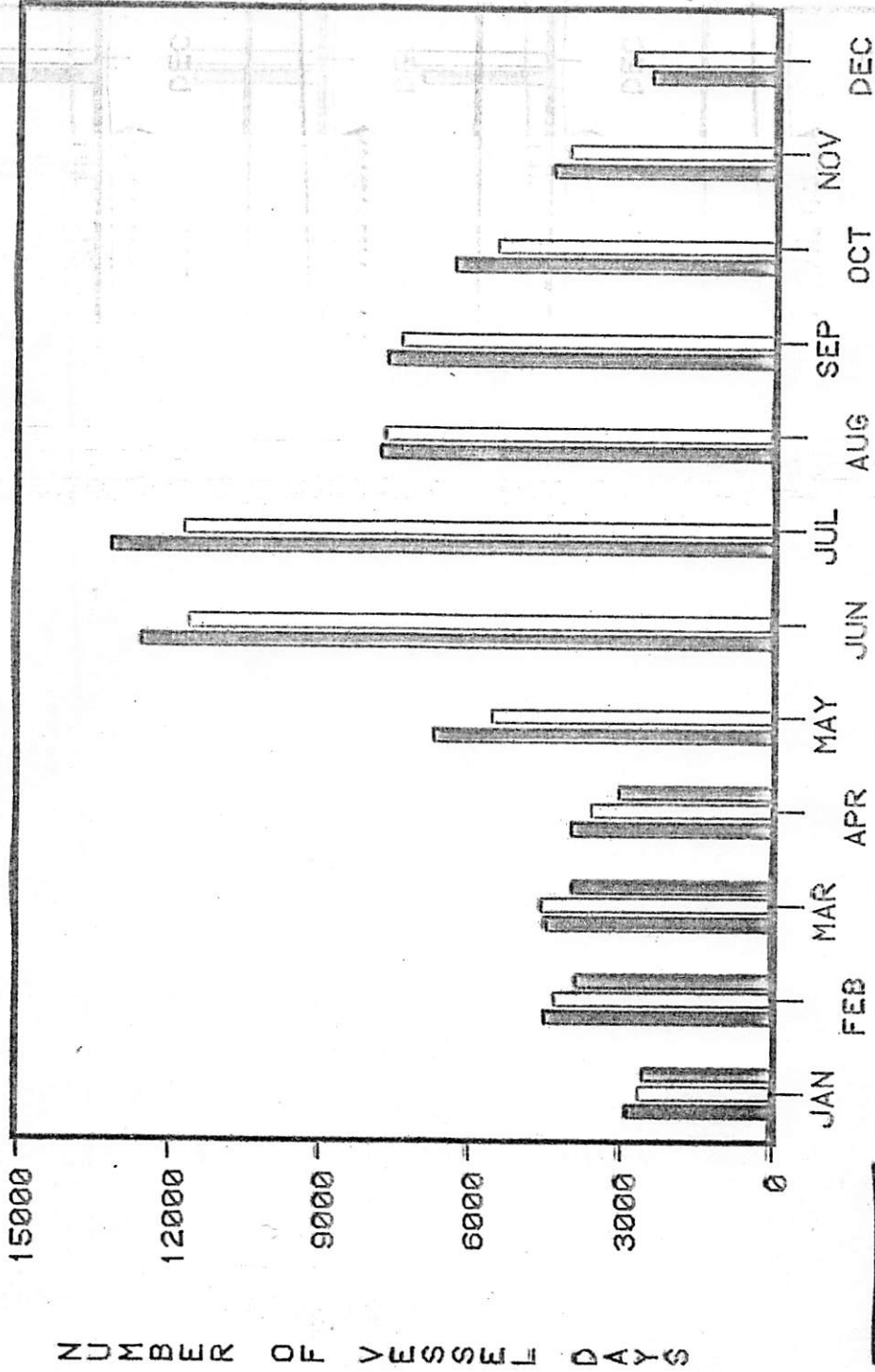
5



POLAND
WEST GERMANY
MAY 14, 1982

NMFS ENFORCEMENT - JUNEAU

NUMBER OF FOREIGN VESSEL DAYS OFF ALASKA
1980 TO 1982



Handwritten notes:
 The
 got pretty
 bad, roughly
 over
 about 50
 spots
 take
 travel

NMFS ENFORCEMENT - JUNEAU

1980
1981
1982



NUMBER OF VESSEL DAYS

1982 FOREIGN FISHERY ALLOCATIONS
FOR THE GULF OF ALASKA

<u>Species</u>	<u>JAPAN</u>	<u>ROK</u>	<u>FRG</u>	<u>UNALLOCATED</u>	<u>TOTAL</u>
Pacific Cod	12,294	1,366	90		
1st Reallocation	<u>6,147</u>	<u>683</u>			
Total	18,441	2,049		20,895	41,475
Flounders	8,643	2,084	24		
1st Reallocation	<u>1,716</u>	<u>1,042</u>			
Total	10,359	3,126		12,791	26,300
Atka Mackerel	3,000	2,500	45		
1st Reallocation	<u>596</u>	<u>1,250</u>			
Total	3,596	3,750		15,795	23,186
Pollock	25,500	12,750	840		
1st Reallocation	<u>7,064</u>	<u>6,375</u>			
Total	32,564	19,125		68,089	119,618
Pacific Ocean Perch	2,406	538	30		
1st Reallocation	<u>478</u>	<u>269</u>			
Total	2,884	807		4,277	7,998
Other Rockfish	1,144	917	30		
1st Reallocation	<u>219</u>	<u>458</u>			
Total	1,363	1,375		3,020	5,788
Sebastolobus	1,127	246	15		
1st Reallocation	<u>224</u>	<u>123</u>			
Total	1,351	369		1,559	3,294
Sablefish	1,445	269	15		
1st Reallocation	<u>1,445</u>	<u>269</u>			
Total	2,890	538		1,349	4,792
Squid	1,226	339	45		
1st Reallocation	<u>234</u>	<u>170</u>			
Total	1,460	509		2,236	4,250

1982 FOREIGN FISHERY ALLOCATIONS
FOR THE GULF OF ALASKA

<u>Species</u>	<u>JAPAN</u>	<u>ROK</u>	<u>FRG</u>	<u>UNALLOCATED</u>	<u>TOTAL</u>
Other Species	3,009	1,504	60		
1st Reallocation	597	752			
Total	<u>3,606</u>	<u>2,256</u>		6,614	12,536
TOTAL	59,794	22,513	1,194		
1st Reallocation	<u>18,720</u>	<u>11,391</u>			
	<u>78,514</u>	<u>33,904</u>		135,625	249,237

1. Initial allocation to Japan and ROK effective January 1, 1982;
initial FRG allocation made March 5, 1982.
2. First reallocation made April 23, 1982.

Department of State
May 6, 1982

1982 U.S. FOREIGN FISHERY ALLOCATIONS FOR THE BERING SEA

	<u>JAPAN</u>	<u>ROK</u>	<u>TAIWAN</u>	<u>FRG</u>	<u>UNALLOCATED</u>	<u>TOTAL</u>
Pacific Cod	8,333	1,410	250	200		
1st Reallocation	8,333	1,410	250	200		
Total	<u>16,666</u>	<u>2,820</u>	<u>500</u>	<u>400</u>	50,349	70,735
Yellowfin Sole	32,974	3,194	464	500		
1st Reallocation	8,721	1,597	225	242		
Total	<u>41,695</u>	<u>4,791</u>	<u>689</u>	<u>742</u>	32,033	79,950
Turbot	32,180	2,783	462	500		
1st Reallocation	8,512	1,391	224	242		
Total	<u>40,692</u>	<u>4,174</u>	<u>686</u>	<u>742</u>	38,131	84,425
Other Flounders	20,164	2,015	316	500		
1st Reallocation	5,334	1,008	153	242		
Total	<u>25,498</u>	<u>3,023</u>	<u>469</u>	<u>742</u>	17,018	46,750
Atka Mackerel	2,000	1,685	119	420		
1st Reallocation	530	842	58	204		
Total	<u>2,530</u>	<u>2,527</u>	<u>177</u>	<u>624</u>	3,202	9,060
Pollock						
BS	346,653	46,416	6,103	5,334	343,835	875,500
1st Reallocation	100,267	23,067	2,961	864		
AI	37,913	4,989	-0-	573		
1st Reallocation	11,452	2,635		2,000	40,438	100,000
Subtotal	<u>496,285</u>	<u>77,107</u>	<u>9,064</u>	<u>8,771</u>	<u>384,273</u>	<u>975,500</u>
Pacific Ocean Perch						
BS	307	43	23	5	1,209	1,708
1st Reallocation	85	22	11	3		
AI	1,109	146	-0-	17	4,107	5,745
1st Reallocation	285	73		8		
Subtotal	<u>1,786</u>	<u>284</u>	<u>34</u>	<u>33</u>	<u>5,316</u>	<u>7,453</u>

	<u>JAPAN</u>	<u>ROK</u>	<u>TAIWAN</u>	<u>FRG</u>	<u>UNALLOCATED</u>	<u>TOTAL</u>
Sablefish						
BS	790	173	38	14	419	2,450
1st Reallocation	797	173	15	31		
AI	219	46	-0-	4	115	650
1st Reallocation	212	46		8		
Subtotal	<u>2,018</u>	<u>438</u>	<u>53</u>	<u>57</u>	<u>634</u>	<u>3,100</u>
Rockfish	1,943	350	41	57		
1st Reallocation	510	175	20	28		
Total	<u>2,453</u>	<u>525</u>	<u>61</u>	<u>85</u>	2,553	5,677
Squid	3,123	636	79	86		
1st Reallocation	823	318	38	42		
Total	<u>3,946</u>	<u>954</u>	<u>117</u>	<u>128</u>	4,305	9,450
Other Species	25,428	3,000	446	545		
1st Reallocation	6,725	1,500	216	264		
Total	<u>32,153</u>	<u>4,500</u>	<u>662</u>	<u>809</u>	27,524	65,648
Snails	1,500					
1st Reallocation	1,500				- 0 -	
Total	<u>3,000</u>					3,000
TOTAL	514,636	66,886	8,341	8,755		
	<u>154,086</u>	<u>34,257</u>	<u>4,171</u>	<u>4,378</u>		
	<u>668,722</u>	<u>101,143</u>	<u>12,512</u>	<u>13,133</u>	565,238	1,360,748

Abbreviations used: BS - Bering Sea

AI - Aleutian Islands

1. Initial allocations effective January 1, 1982.
2. Initial allocation to Taiwan effective March 8, 1982.