

Agenda Item: "B-5"



**ALASKA DEPARTMENT OF FISH AND GAME
REPORT TO THE NORTH PACIFIC FISHERY MANAGEMENT
COUNCIL
MARCH/APRIL 2004**

Fisheries managed under delegated authority to the State of Alaska since the last council report: salmon and groundfish.

Salmon Troll Fishery (FIGURE 1)

The 2003-2004 winter troll chinook salmon fishery opened by regulation on October 11, 2003. This fishery is confined to waters east of the "winter boundary line" (see 5 AAC 29.020(b)) and includes waters of Yakutat Bay. The winter fishery will continue through April 14, 2004, or until 45,000 treaty chinook salmon are harvested. Catch to date is approximately 21,200 chinook salmon. While below the 2003 catch for this same time period, it is consistent with the most recent 5-year average harvest. Prices remain very strong, and well above the 5-year average.

Central Region Pacific Cod (FIGURE 2)

Cook Inlet

In Cook Inlet, the state waters fishery opened twenty-four hours after the close of the federal fishery. The GHL for the 2004 state waters season has been set at 2.37 million pounds. The GHL is now calculated as 3.0% of the Acceptable Biological Catch (ABC) for the federal Central Gulf of Alaska area. The 2.25% level was reached in 2003, and by regulation when that occurs in a calendar year, it will be increased incrementally, beginning the next calendar year. The GHL is split 50% to pot, and 50% to jig gear.

This fishery opened February 1, 2004, which was 24 hours after the closure of the federal fishery. Eleven pot vessels participating in the fishery harvested their portion of the GHL by the third week in February, and the fishery closed to pot gear at 5 pm on February 23, 2004. Their catch was just less than 1.5 million pounds. Four jig vessels continue to fish, and landings have been minimal to date.

Prince William Sound

The 2004 Prince William Sound state managed Pacific cod season opened on February 7, 2004, which was seven days after the close of the federal fishery. The GHL has been set at 970,000 pounds, which is calculated as 10% of the federal Eastern Gulf ABC. To date only one vessel has participated in the fishery and catch remains confidential.

Westward Region Pacific Cod (FIGURE 3)

Kodiak (FIGURE 4)

The Kodiak Area GHL was 9.9 million pounds, which was 12.5% of the Central Gulf of Alaska ABC for cod. The GHL is allocated 50% to mechanical jig and hand troll gears and 50% to pot gear, or 4.95 million pounds. Vessel operators fishing with pot gear on vessels that are longer than 58 feet overall length are restricted to 25% of the GHL (2.47 million pounds) before September 1. The

fishery opened at noon on February 7, 2004. Fishermen using pot gear reached their target in just over two weeks, the shortest time period since the state implemented these cod fisheries in 1997. Closing date was February 22, 2004, with a final catch of 5,823,604. Jig fishermen continue to fish, with catches now just under 1.6 million pounds.

Chignik (FIGURE 5)

The Chignik state waters Pacific cod GHL is 6.9 million pounds. This results as the final 'step up increment' to 8.75% of CGOA ABC. The GHL is split 85% to pot boats, and 15% to jig boats. The fishery opened by regulation on March 1, 2004. Pot fishermen's catches now stands at approximately 1.6 million pounds. There has been no jig effort in the area to date.

South Alaska Peninsula (FIGURE 6)

The South Alaska Peninsula GHL is 12.5 million pounds, which is 25% of the Western GOA ABC. The guideline is allocated 85 percent to pot gear and 15 percent to jig gear. The fishery opened on March 2, 2004 which was 7 days after the close of the federal fishery. Forty-four pot vessels harvested approximately 7.8 million pounds of cod in just over three weeks, and the fishery closed to pot gear at noon, March 24, 2004. Approximately 45 jig vessels continue to fish. Their catch to date is about 320,000 pounds.

Southeast Groundfish (FIGURE 7)

In the Southeast District, between January and March 2004, there was activity in the directed demersal shelf rockfish (DSR) fishery, the directed black rockfish fishery and the directed Pacific cod fishery. The winter DSR fishery opened on January 1, 2004 with 24 vessels participating in the winter fishery. They landed a total of 334,501 round pounds of DSR from the EYKT, CSEO, SSEO, NSEI and SSEI management areas. Area seasons were short in the winter fishery, with closures on January 4, 2004 for CSEO, January 16, 2004 for SSEO, and February 4, 2004 for EYKT. The NSEI and SSEI areas closed by regulation on March 14, 2004 with 38,000 round pounds of quota remaining. No directed fishery was allowed in NSEO. The inside waters Pacific cod fishery opened

January 1, 2004 with an annual quota of 1,000,000 round pounds, and to date the directed fishery has landed approximately 200,000 round pounds. It is anticipated that this fishery will remain open year round.

The directed fishery for black rockfish, in the Southeast District, opened on January 1, 2004 and to date there has been little effort.

Underwater footage of the Pinnacles Marine Reserve near Sitka, AK was compiled into a movie in 2004 due to increased public interest in our work, and to give others an opportunity to learn about and view the pinnacles from the manned submersible "DELTA". The movie takes you from the top of the Pinnacle down to the base, and back to the top again. A limited number of copies of this movie are available in either VHS or DVD format for schools or non-profit organizations. For further information, please contact the Sitka office of the Alaska Department of Fish and Game:

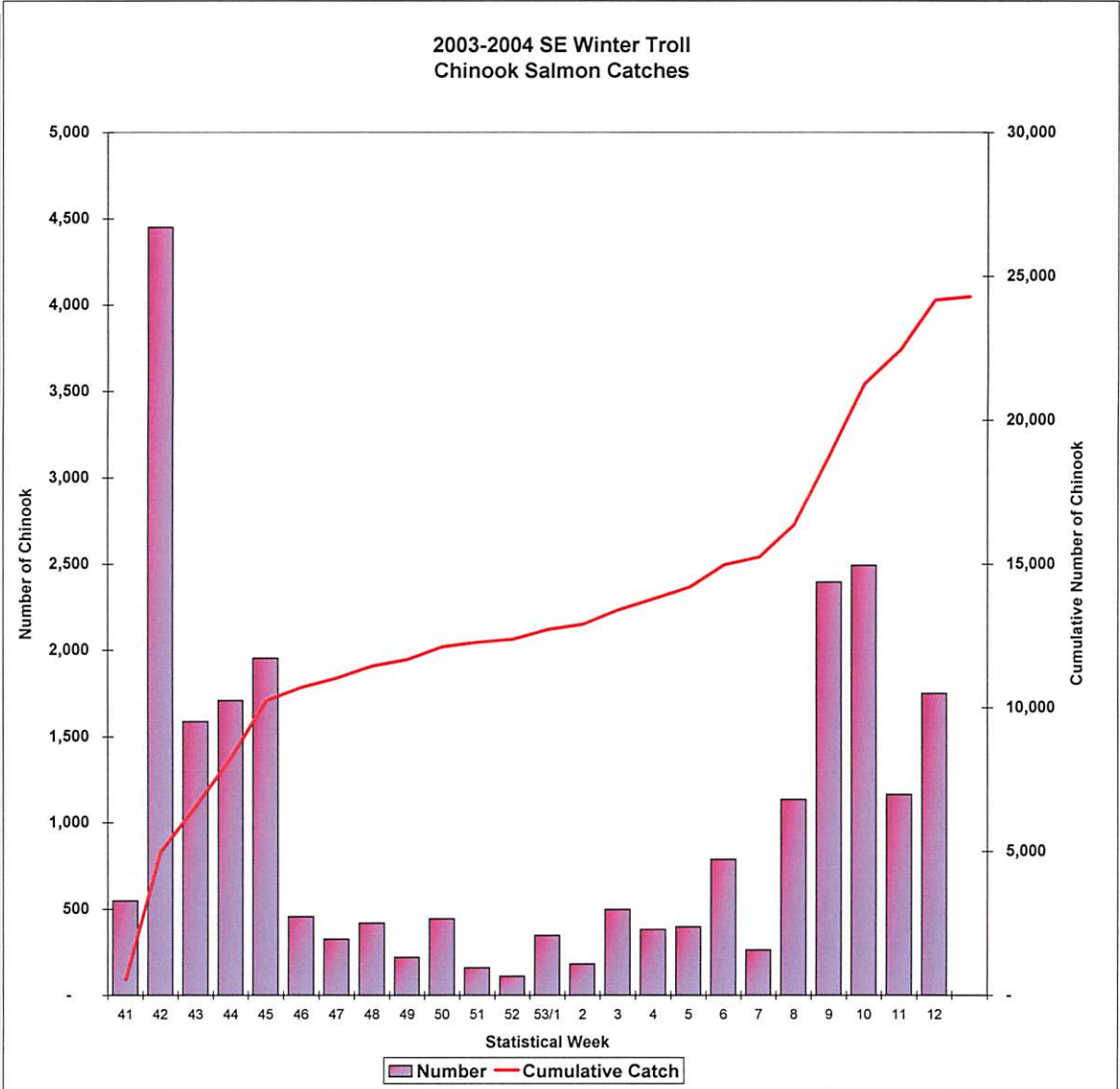
Alaska Department of Fish and Game
304 Lake Street, Room 103
Sitka, AK 99835
907-747-6688

FIGURE 1. 2004 COMMERCIAL WINTER TROLL CHINOOK SALMON FISHERY

This table was updated March 24, 2004. Numbers below are listed by Troll Year, which begins with the winter fishery in October and ends with the summer fishery in September.

Troll Year	Statistics for March 7-13				Week 11		
	Total Catch to date	Week 11 Catch	Permits Fished	Landings	Catch/Landing	Average Weight (lbs.)	Average Price/lb
2004	22,411	1,162	111	141	8.2	14.5	\$5.47
2003	30,700	1,080	74	115	9.4	14.7	\$4.70
5-year average 1999 - 2003	22,256	804	73	108	7.2	16.7	\$4.32

Troll Year 2004 Weekly Chinook Salmon Catch and Effort Data						
Week	Permits	Landings	Number	Pounds	Ave.Price	Ave. Wt.
41	28	29	547	7,386	\$2.96	13.5
42	133	182	4,449	61,532	\$2.96	13.9
43	74	102	1,586	22,398	\$3.38	14.2
44	108	148	1,709	23,229	\$3.42	13.7
45	95	133	1,953	25,488	\$3.74	13.2
46	41	50	457	5,977	\$3.86	13.1
47	41	51	324	4,314	\$4.08	13.3
48	39	47	419	5,941	\$4.24	14.2
49	28	31	218	2,974	\$4.67	13.6
50	71	83	443	6,047	\$4.91	13.7
51	29	34	160	2,058	\$4.84	12.9
52	28	34	110	1,521	\$5.08	13.8
53/1	59	67	346	4,444	\$5.14	13.3
2	28	36	181	2,541	\$5.10	14.0
3	50	82	497	6,521	\$5.21	13.2
4	52	58	381	5,510	\$5.13	14.5
5	50	61	398	5,607	\$5.35	14.1
6	80	94	787	11,477	\$5.37	14.6
7	51	65	262	3,863	\$5.58	14.7
8	102	149	1,135	16,343	\$5.70	14.4
9	154	244	2,395	34,746	\$5.71	14.5
10	155	232	2,492	35,193	\$5.42	14.1
11	111	141	1,162	16,843	\$5.47	14.5
12	116	173	1,750	25,454	\$4.99	14.6
13	15	15	118	1,586	\$4.71	13.4
Totals	364	2,341	24,279	338,993	\$4.43	14.0



Data for troll year 2004 is preliminary and based on fish ticket reports.

FIGURE 2. 2004 harvest guideline, effort, and catch reported for state water Pacific cod fisheries through Mar 15.

This summary censored for confidential reports or records.

Pacific Cod	PARALLEL SEASON - STATE WATERS					
	Cook Inlet Management Area			Prince William Sound		
Gear	Vessels	Landings	Pounds	Vessels	Landings	Pounds
Hand troll (05)	1	<i>confidential</i>	<i>confidential</i>	0	0	0
Jigs (26)	0	0	0	0	0	0
Trawl (47)	0	0	0	1	<i>confidential</i>	<i>confidential</i>
Longline (61)	3	<i>confidential</i>	<i>confidential</i>	1	<i>confidential</i>	<i>confidential</i>
Pots (91)	7	43	360,637	0	0	0
Totals	11	43	360,637	2	<i>confidential</i>	<i>confidential</i>
Status		Bycatch			Bycatch	
Federal seasons: Central Gulf	Directed Opened - Closed Jan 1 - noon Jan 31			Directed Opened - Closed Jan 1 - noon Jan 31		

Parallel season concurrent with federal waters of the Central Gulf of Alaska (CGOA).
Totals include Pacific Cod bycatch to other directed fisheries e.g. halibut & sablefish.

Pacific Cod	STATE MANAGED - STATE WATERS*					
	Cook Inlet Management Area			Prince William Sound		
GHL (lb)		2.37 million			970,000	
Gear	Vessels	Landings	Pounds	Vessels	Landings	Pounds
Hand troll (05)	0	0	0	0	0	0
Jigs (26)	4	6	11,131	0	0	0
Pots (91)	11	98	1,461,666	1	<i>confidential</i>	<i>confidential</i>
Totals	15	104	1,472,797	1	<i>confidential</i>	<i>confidential</i>
State seasons: Jigs (26)	Opened - Closed noon Feb 1 -			Opened - Closed noon Feb 7 -		
Status		Open			Open	
State seasons: Pots (91)	Opened - Closed noon Feb 1 - 5 PM Feb 23			Opened - Closed noon Feb 7 -		
Status		Closed			Open	

*The state managed fishery for Pacific cod opens by emergency order to pot and jig gear under exclusive area registration 24 hours after the Federal closure in Cook Inlet and 7 days in PWS. Includes only directed fishery harvest.

FIGURE 3. WESTWARD REGION 2004 STATE MANAGED PACIFIC COD CATCHES



	KODIAK			CHIGNIK			SOUTH ALASKA PENINSULA		
VESSEL REGISTRATIONS	Total	Pot	Jig	Total	Pot	Jig	Total	Pot	Jig
	160	40	120	22	16	6	89	44	45

2004 GHJ	9.9 Million Pounds	6.9 Million Pounds	12.5 Million Pounds
----------	--------------------	--------------------	---------------------

ALLOCATIONS:	50% Jigs, 50% Pots	85% Pots, 15% Jigs	85% Pots, 15% Jigs
	Pots >58' restricted to 25% of total GHJ before Sept. 1.		
	Jigs = 4.95 million, Pots = 4.95 million, >58' pots 2.475 before Sept. 1.	Pots = 5.8 million Jigs = 1.1 million	Pots = 10.6 million Jigs = 1.9 million

Opened 2/7 noon	Pots		Jigs		Pots		Jigs		Pots		Jigs	
	DATES:	Landings	Catch	Landings	Catch	Landings	Catch	Landings	Catch	Landings	Catch	
2/7	0	0	5	6,857	Fishery Opens 3/1/04 at 12:01am				Fishery opens 7 days after Federal WGOA closes			
2/8 to 2/14	38	959,973	19	27,792	Fishery Opens 3/1/04 at 12:01am				Fishery opens 7 days after Federal WGOA closes			
2/15 to 2/21	79	3,239,336	67	147,475	Fishery Opens 3/1/04 at 12:01am				Fishery opens 7 days after Federal WGOA closes			
2/22 to 2/28	44	1,624,295	67	218,468	Fishery Opens 3/1/04 at 12:01am				Fishery opens 3/2 at noon			
2/29 to 3/6	Closed 2/22	Closed 2/22	84	340,217	10	271,731	0	0	38	1,514,251	11	39,260
3/7 to 3/13	Closed 2/22	Closed 2/22	95	332,239	24	572,047	0	0	61	2,421,187	37	164,788
3/14 to 3/20	Closed 2/22	Closed 2/22	102	484,814	24	619,309	0	0	78	2,852,630	20	83,354
3/21 to 3/22	Closed 2/22	Closed 2/22	update 3/29	update 3/29	7	157,913	0	0	28	998,591	11	31,718
ACCUMULATIVE	161	5,823,604	439	1,557,862	65	1,621,000	0	0	205	7,786,659	79	319,120
CATCH	(Total combined)		7,381,466		(Total combined)		1,621,000		(Total combined)		8,105,779	

Landings through midnight 3/22

Figure 4.

2004 Kodiak Pacific Cod Harvests

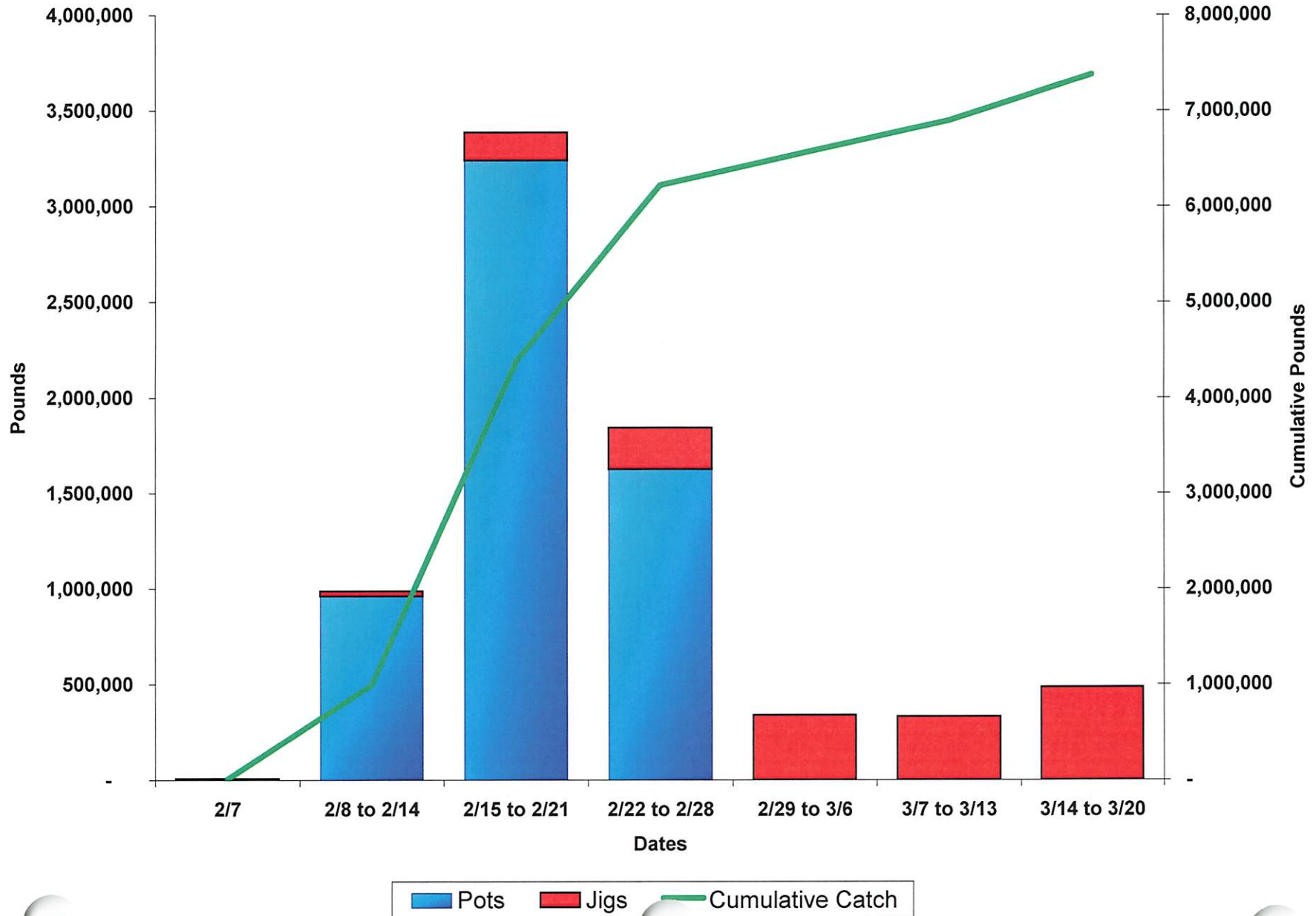


Figure 5.

2004 Chignik Pacific Cod Harvests

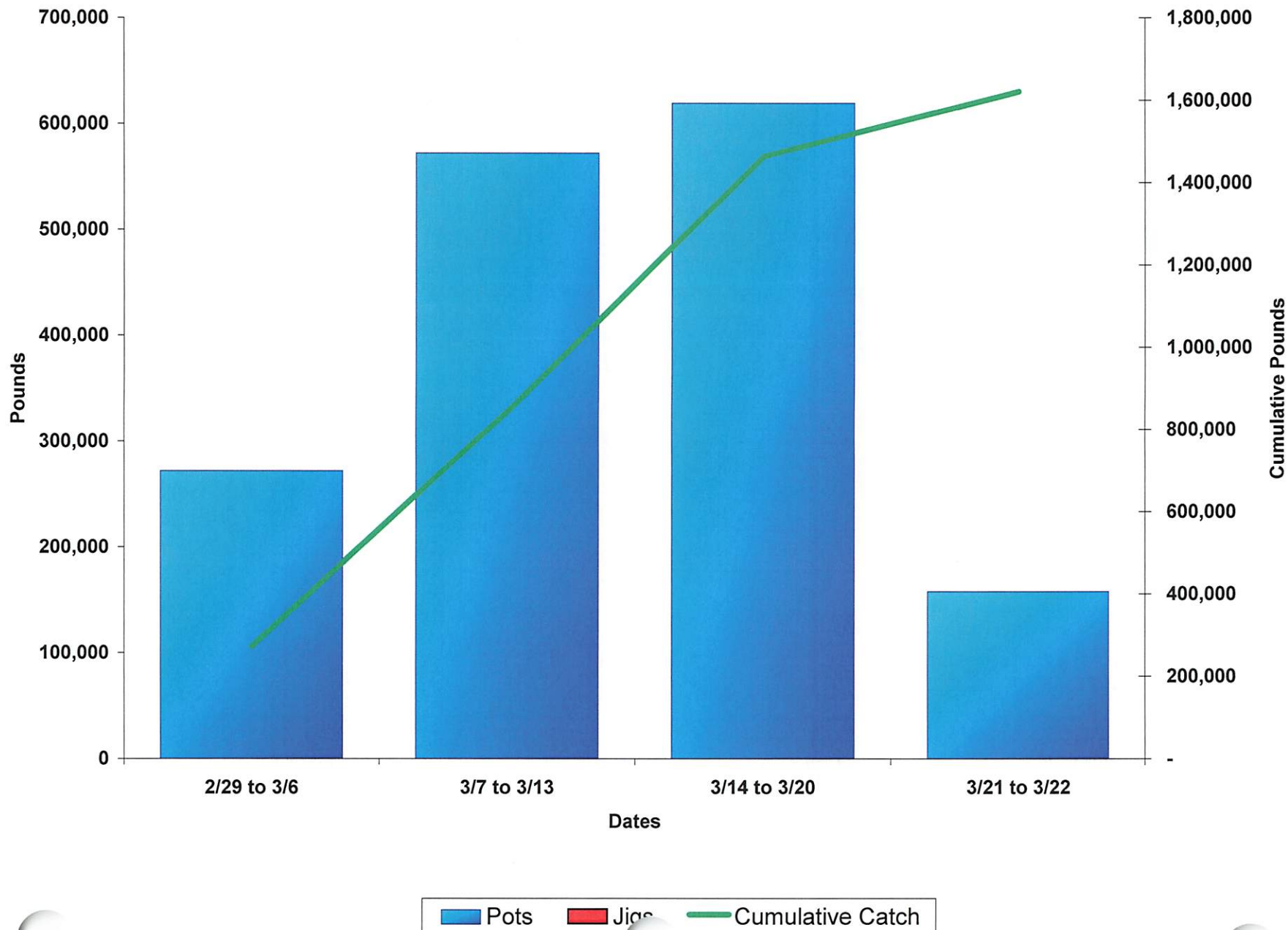
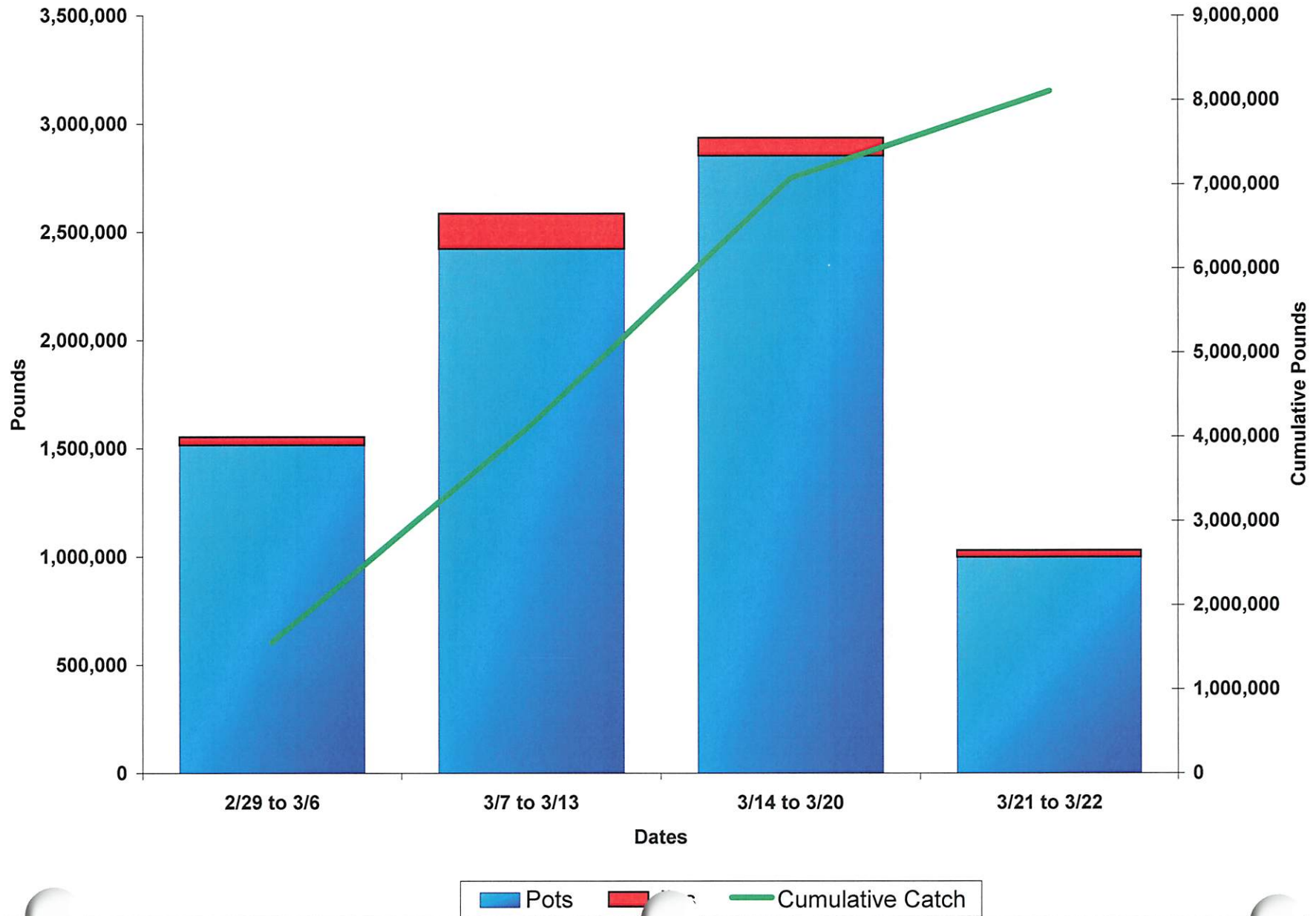


Figure 6.

2004 S. AK Pen Pacific Cod Harvests



Southeast Alaska Groundfish Management Areas

FIGURE 7

