

C4 - COOK INLET SALMON FMP AMENDMENT FISHING COMMUNITIES (RIR SECTION 4.5.5)

MIKE DOWNS, WISLOW RESEARCH, 6/3/2020

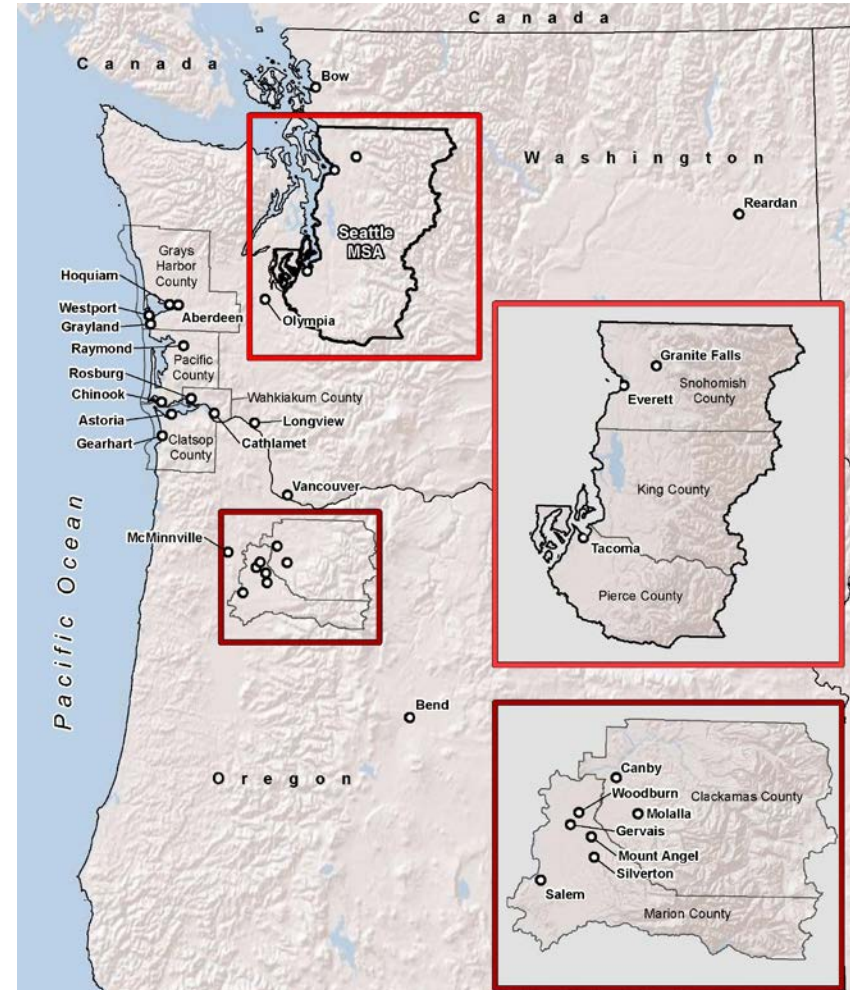
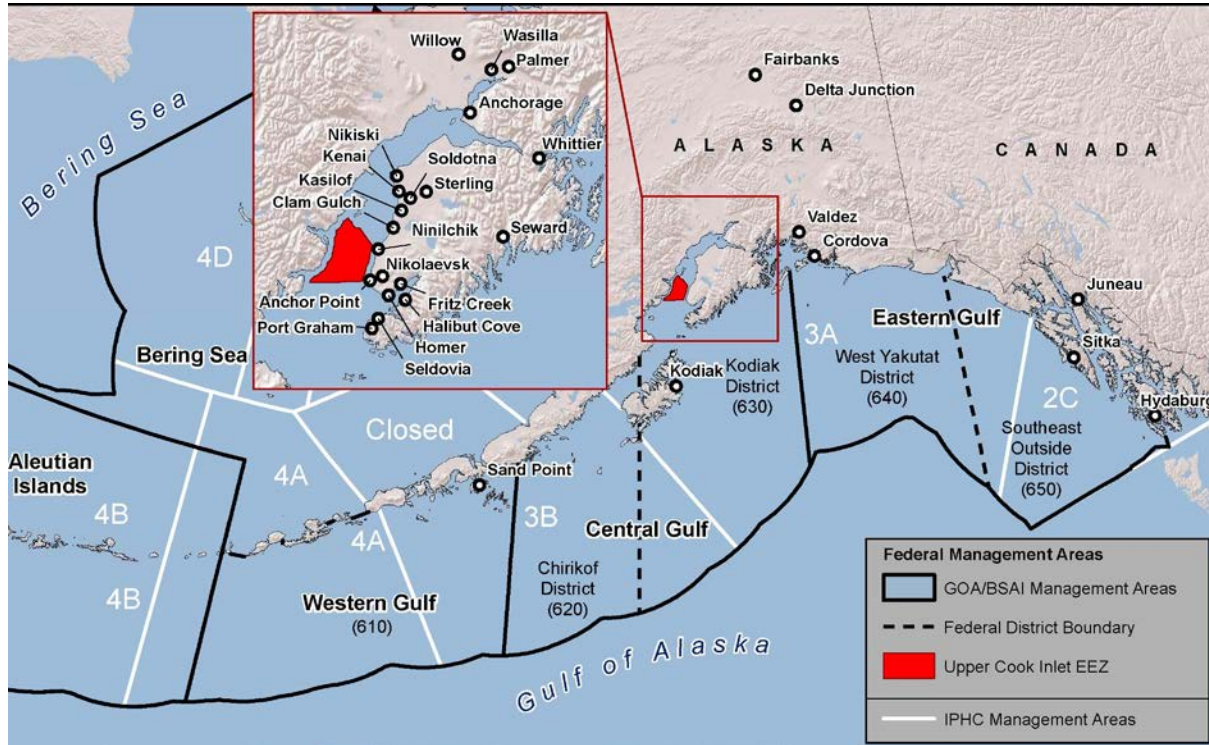


BACKGROUND


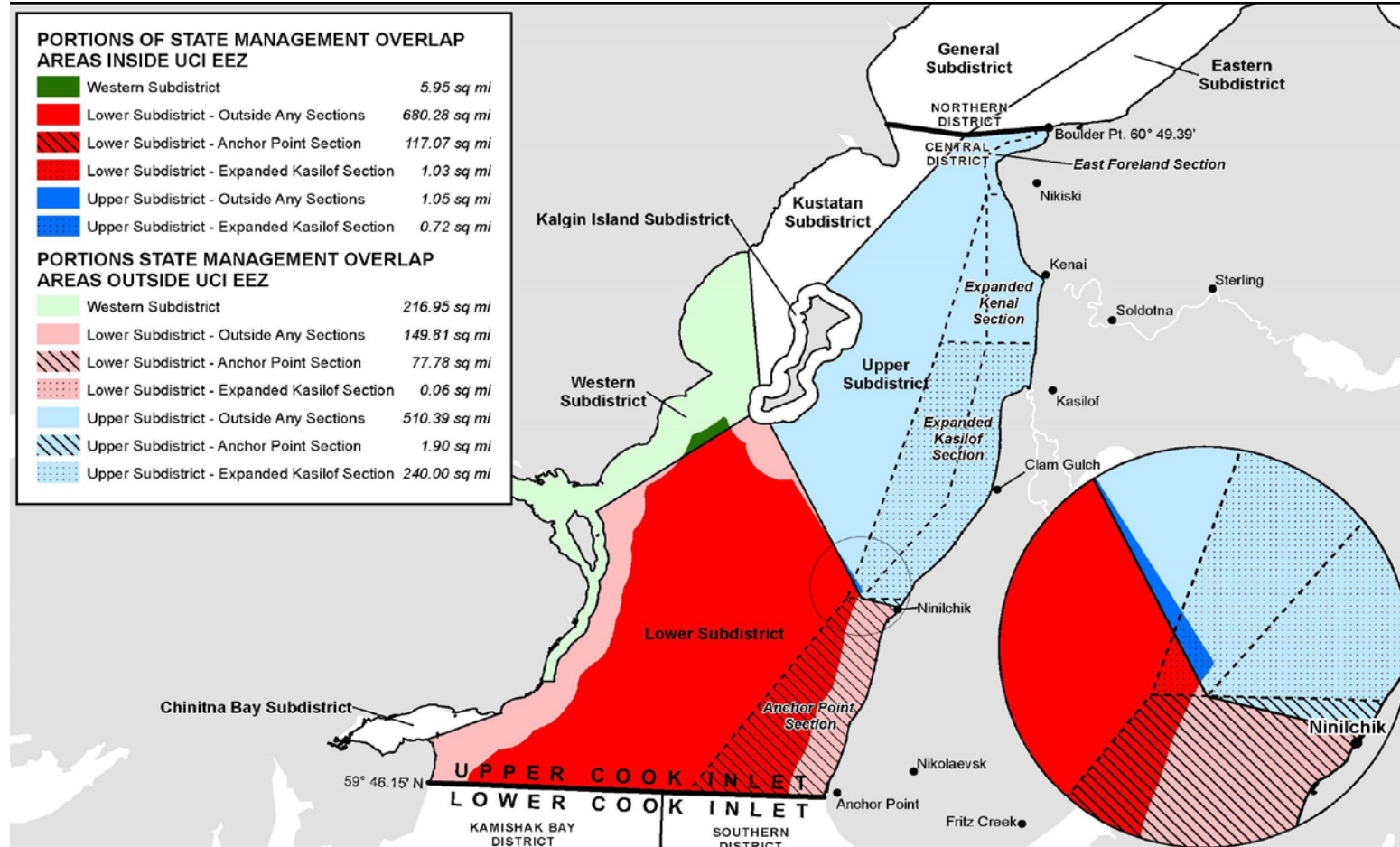
- **April 2019:** SSC review of discussion paper
 - SSC requested early review of subsequent economic and community analysis for consistency with NS-8.
- **Sept 2019:** CISC review of revised economic and community analysis
 - CISC recommended splitting rather than lumping communities; differentiating between point of delivery and processing locations; differentiating between vessel owners and permit holders.
- **Feb 2019:** CISC review of initial draft of RIR fishing communities section.
 - CISC recommended extending baseline data back into the 1970s.



COMMUNITIES ENGAGED IN THE FISHERY 2009-2018 (FIGURES 4-32 AND 4-33)




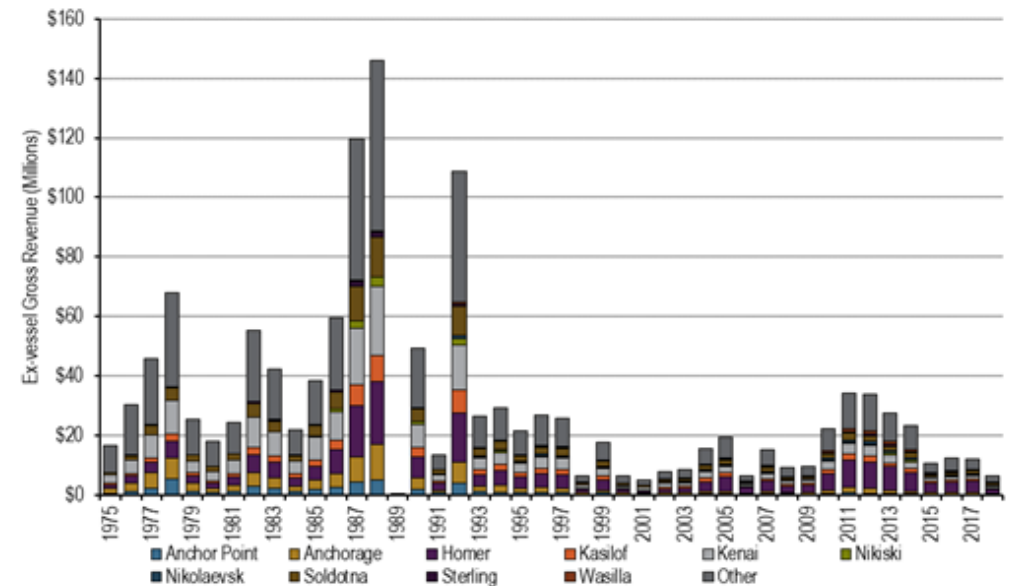
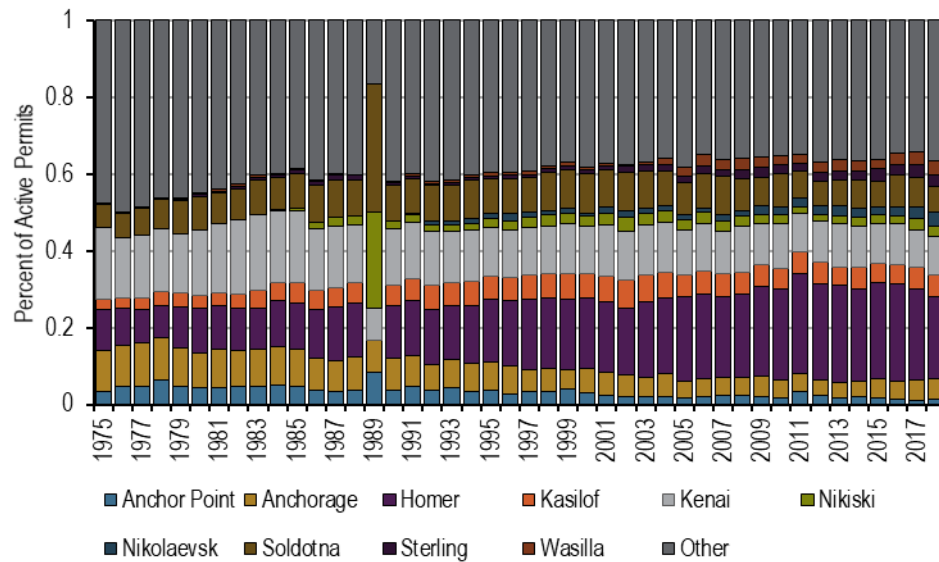
COMMUNITIES ENGAGED IN THE UCI SALMON DRIFT GILLNET FISHERY CLOSEST TO THE UCI AREA OF THE EEZ (FIGURE 4-34)



OVERVIEW OF COMMUNITY FISHING ENGAGEMENT 1975-2018

(SECTION 4.5.5.1, PAGE 185)

- Ex-vessel gross revenue by permit holder community; volume and value of landings
- Percentage of permits fished by community



QUANTITATIVE INDICATORS OF COMMUNITY FISHERY ENGAGEMENT AND DEPENDENCY, 2009-2018 (SECTION 4.5.5.2)

- UCI salmon drift gillnet harvesting vessels (historic ownership address)
 - Count
 - Ex-vessel gross revenues
 - Ex-vessel gross revenue diversification (UCI salmon drift gillnet harvesting vessels only)
 - Ex-vessel gross revenue diversification (all commercial fisheries harvesting vessels)
- Shorebased processors accepting deliveries of UCI drift gillnet-caught salmon (operating location)
 - Count
 - Ex-vessel gross payments
 - Ex-vessel gross payment diversification (UCI drift gillnet salmon processors only)
 - Ex-vessel gross payment diversification (all shorebased processors)



QUANTITATIVE INDICATORS OF COMMUNITY FISHERY ENGAGEMENT AND DEPENDENCY, 2009-2018 (CONTINUED)

- S03H Permit Holders (historic permit ownership address)
 - Count
 - Ex-vessel gross revenue
 - From S03H permit only
 - From all permits in all fisheries held by S03SH permit holders
 - S03H revenue as a percentage of total permits held



COMMUNITY CONTEXT OF THE UCI SALMON DRIFT GILLNET FISHERY (SECTION 4.5.5.3)


- Focus on potentially communities substantially engaged in and/or substantially dependent on the UCI salmon drift gillnet fishery
 - Subset of Kenai Peninsula Borough communities
 - Demographic indicators: sociocultural and economic variability (Table 4-23, page 200)
 - Institutional indicators: structural variability (Table 4-24, pg 201)
 - AFSC community fisheries engagement indices used to help inform community selections
 - Separate consideration of harvesting and processing engagement
 - Principal component factor analysis approach (see Section 7.3)



COMMUNITY CHARACTERIZATIONS (SECTION 4.5.5.3.3)

- Anchor Point
- Homer
- Kasilof
- Kenai
- Nikiski
- Nikolaevsk
- Ninilchik
- Seward
- Soldotna
- Sterling

Community	Harvesting Engagement				Processing Engagement			
	Low	Medium	Medium-High	High	Low	Medium	Medium-High	High
Anchor Point	3	15	10	0	0	0	0	0
Anchorage	0	0	7	21	24	3	0	1
California	7	21	0	0	0	0	0	0
Delta Junction	27	1	0	0	0	0	0	0
Fritz Creek	27	1	0	0	0	0	0	0
Homer	0	0	0	28	7	1	10	10
Kasilof	0	0	4	24	5	9	9	5
Kenai	0	0	0	28	0	0	0	28
Kodiak	23	5	0	0	27	1	0	0
Nikiski	1	27	0	0	24	1	1	2
Nikolaevsk	20	8	0	0	0	0	0	0
Ninilchik	10	18	0	0	21	5	1	1
Oregon	0	0	0	28	0	0	0	0
Other US	0	0	9	19	0	0	0	0
Other Washington	0	0	0	28	0	0	0	0
Seward	27	1	0	0	25	1	2	0
Soldotna	0	0	0	28	27	0	1	0
Sterling	12	16	0	0	0	0	0	0
Wasilla	13	15	0	0	0	0	0	0



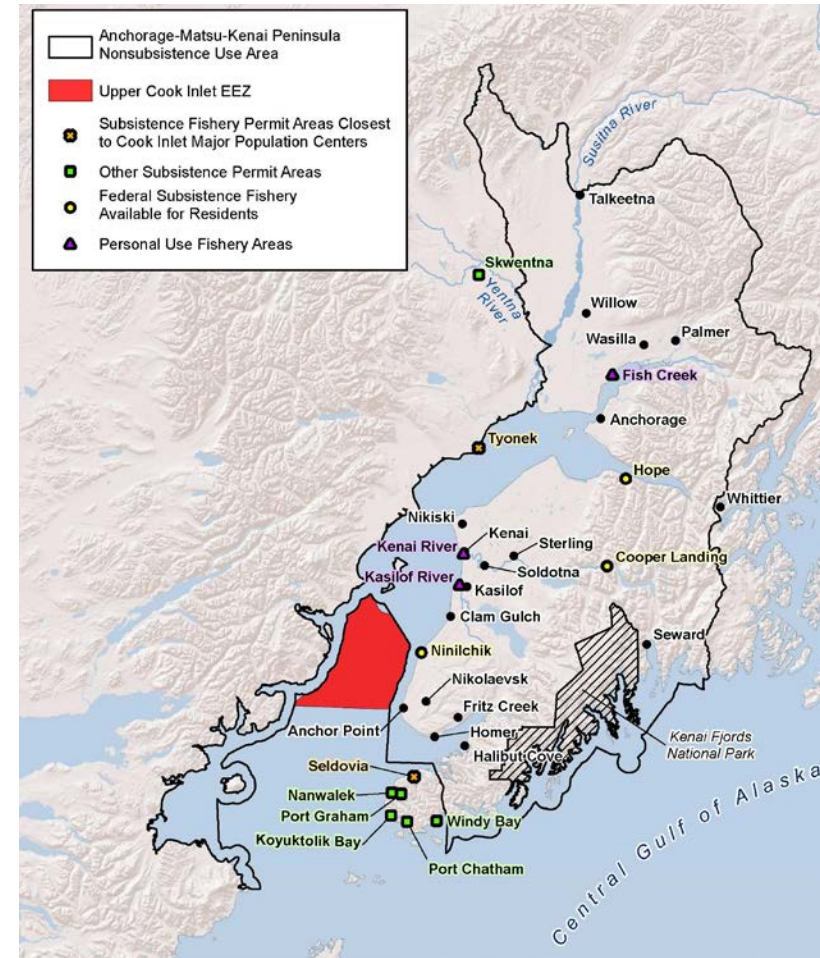

FISHERY TAX RELATED REVENUE (SECTION 4.5.5.4)

- Revenue directly generated by the UCI salmon drift gillnet fishery
- Fishery tax revenue received by communities engaged in the UCI salmon drift gillnet fishery
 - Shared Fishery Business Tax and Fishery Resource Landing Tax
 - Homer, Kenai, Seldovia, Seward, Soldotna, and the Kenai Peninsula Borough
 - Not differentiated by fishery, but can contrast with other sources of general fund revenue.




COMMUNITY ENGAGEMENT IN SUBSISTENCE AND/OR PERSONAL USE SALMON FISHERIES IN OR NEAR THE UCI

- UCI EEZ adjacent to Anchorage-Matsu-Kenai Peninsula Nonsubsistence Use Area (Figure 4-41, page 214)
- Some communities engaged in the UCI salmon drift gillnet fishery are outside the NSUA.
- Federal subsistence fishery permits available to residents of some communities in the NSUA.
- Personal use fisheries occur in the NSUA.




NEXT STEPS

- Refine/expand impact of alternatives analysis as alternatives are better developed.
 - Identify differential distribution of potential impact factors beyond gross distribution of vessels, processors, permits, support service sector businesses, and tax revenue distributions.
 - Impacts of measures changing target species harvest
 - Impacts of changing monitoring, recordkeeping, and reporting requirements
 - Groundtruth revised assumptions/analysis with stakeholder follow-up.



NEXT STEPS (CONTINUED)

- Expand on addressing proposals from the public (EA section 1.4) if and as relevant based on revised/better developed alternatives.
 - Recommended actions for developing the FMP Amendment
 - Socioeconomic impacts analysis: “Address social impacts, community impacts, community sustainability.”
 - Stakeholder perspectives
 - Socioeconomic issues:
 - “The closing of two canneries in Ninilchik resulted in many jobs lost.”
 - “Provide a historical background of Nikolaevsk and other Russian Old Believer communities.”



QUESTIONS?

MIKE DOWNS

MIKE@WISLOWRESEARCH.COM

619-302-3210

WISLOW RESEARCH ASSOCIATES LLC