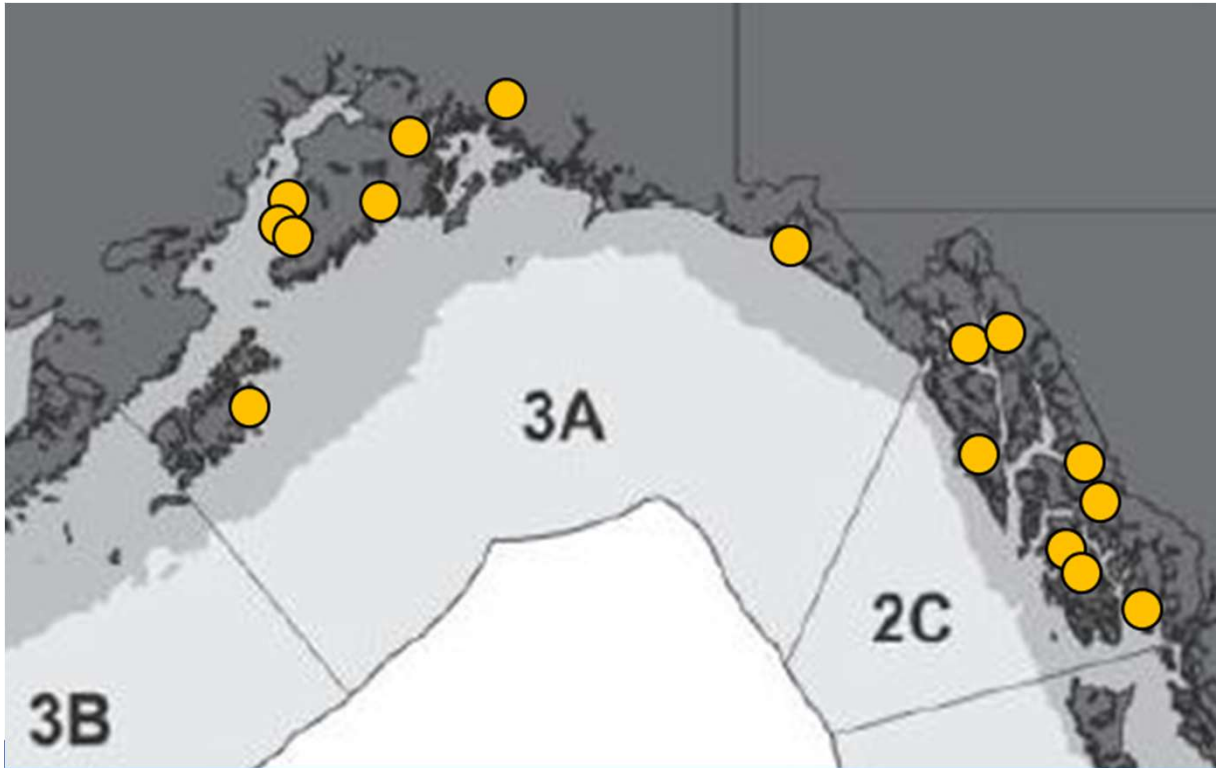


Final 2022 Harvest Estimates & Preliminary 2023 Harvest Estimates: Area 2C and 3A Charter Halibut Fisheries



**For the Charter Halibut Management Committee
October 2023**

Brianna Bowman
Alaska Department of Fish and Game



Data Sources

- Charter logbook
- Sampling at major ports
- Statewide harvest survey



2022 Final Estimates

Photo: Marian Ford

2C 2022 Charter Regulations

- One fish bag limit
- Reverse slot limit:
 - Less than or equal to 40 inches
 - Greater than or equal to 80 inches

Final 2C Charter Halibut Estimates for 2022

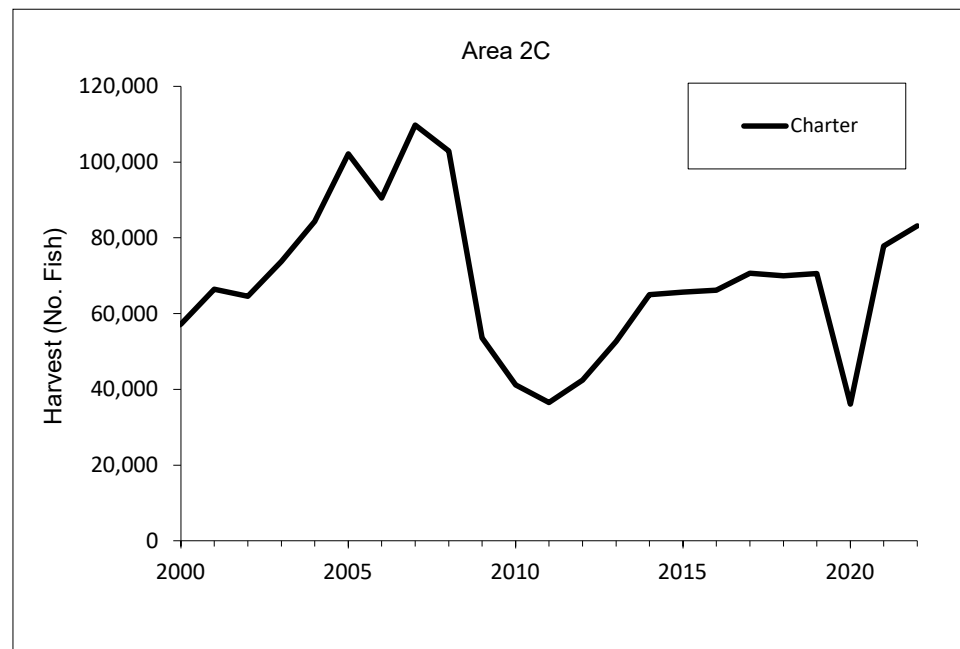
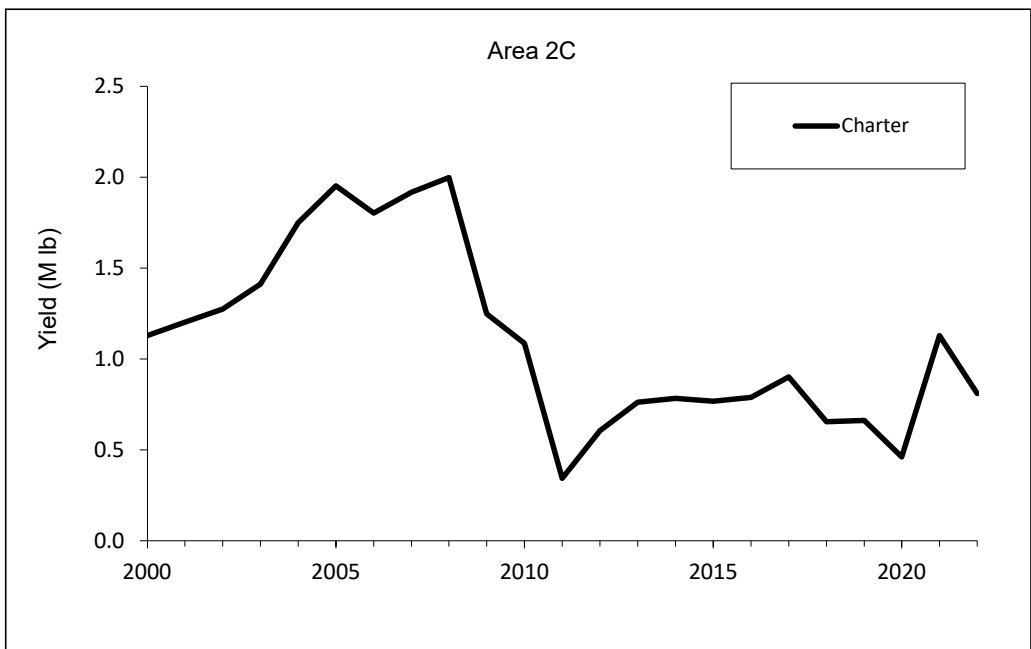
| Subarea | Charter (logbook) | | |
|-----------------|-------------------|-------------|--------------|
| | No. Fish | Avg. Wt. | Yield (Mlb) |
| Ketchikan | 10,177 | 9.86 | 0.100 |
| POW Island | 22,608 | 7.75 | 0.175 |
| PBG/WRG | 2,009 | 14.60 | 0.029 |
| Sitka | 29,693 | 11.13 | 0.330 |
| Jun/Haines/Skag | 8,928 | 6.97 | 0.062 |
| Glacier Bay | 9,721 | 11.52 | 0.112 |
| Area 2C | 83,136 | 9.74 | 0.810 |

From Area2C3A_Final2022 (Table 1.1)

| Removal | Preliminary | Final | Diff (M lb) | ProjErr (%) |
|-------------------|-------------|--------------|-------------|-------------|
| Yield | 0.807 | 0.810 | -0.003 | -0.3% |
| Release mortality | 0.037 | 0.039 | -0.002 | -5.6% |
| Total | 0.843 | 0.848 | -0.005 | -0.6% |

From Area2C3A_Final2022 (Table 1.3)

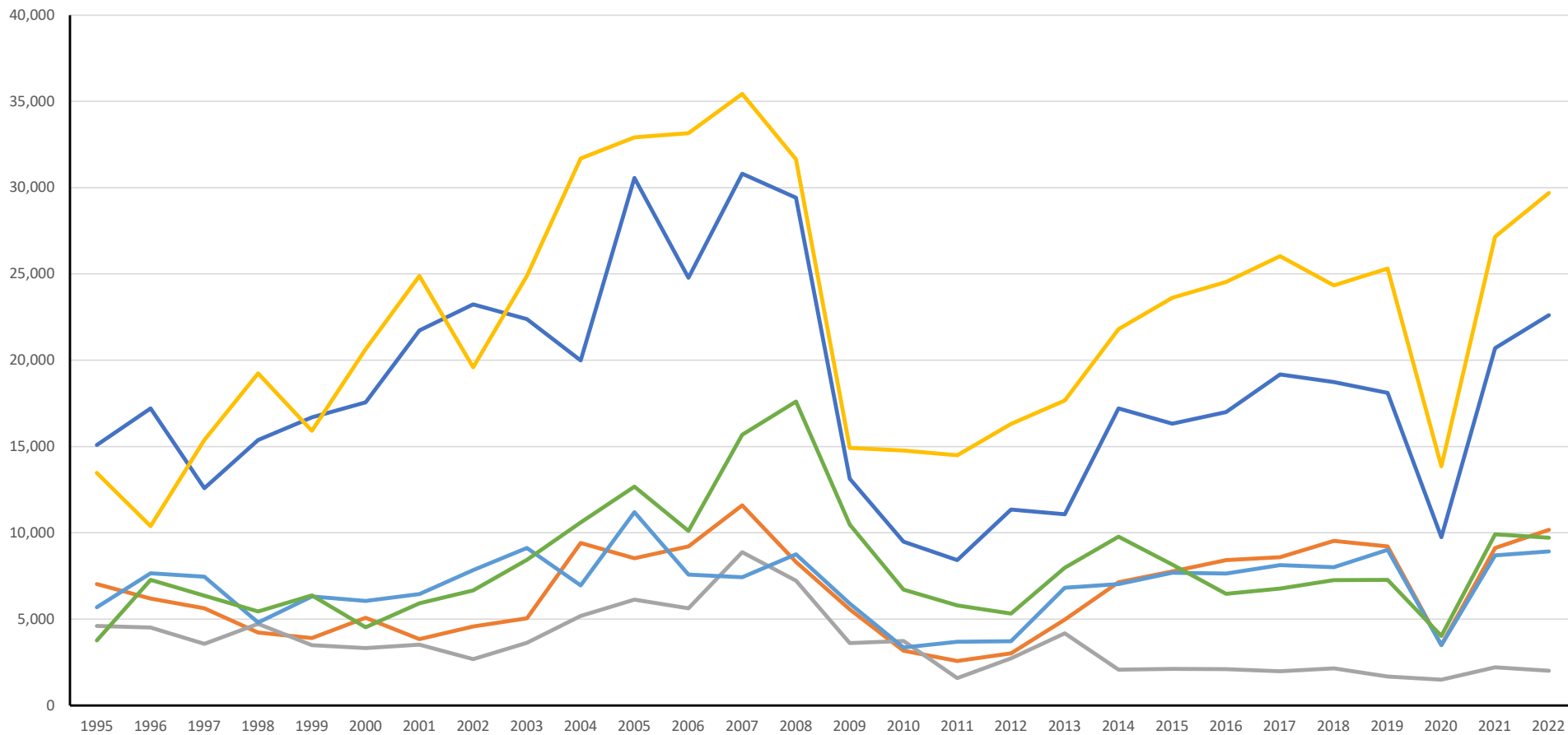
2C Charter Halibut Yield and Harvest 2000 – 2022



From Area2C3A_Final2022 (Figure 1.1)

2C Charter Halibut Harvest

Ketchikan Prince of Wales Pburg/Wrangell Sitka Jun/Haines/Skg Glacier Bay



3A 2022 Charter Regulations

- Two fish bag limit
 - One fish of any size
 - One fish less than or equal to 28 inches
- All Wednesdays closed
- Two Tuesdays closed: July 26th and August 2nd
- One trip with halibut harvest per CHP per day
- One trip with halibut harvest per vessel per day

Final 3A Charter Halibut Estimates for 2022

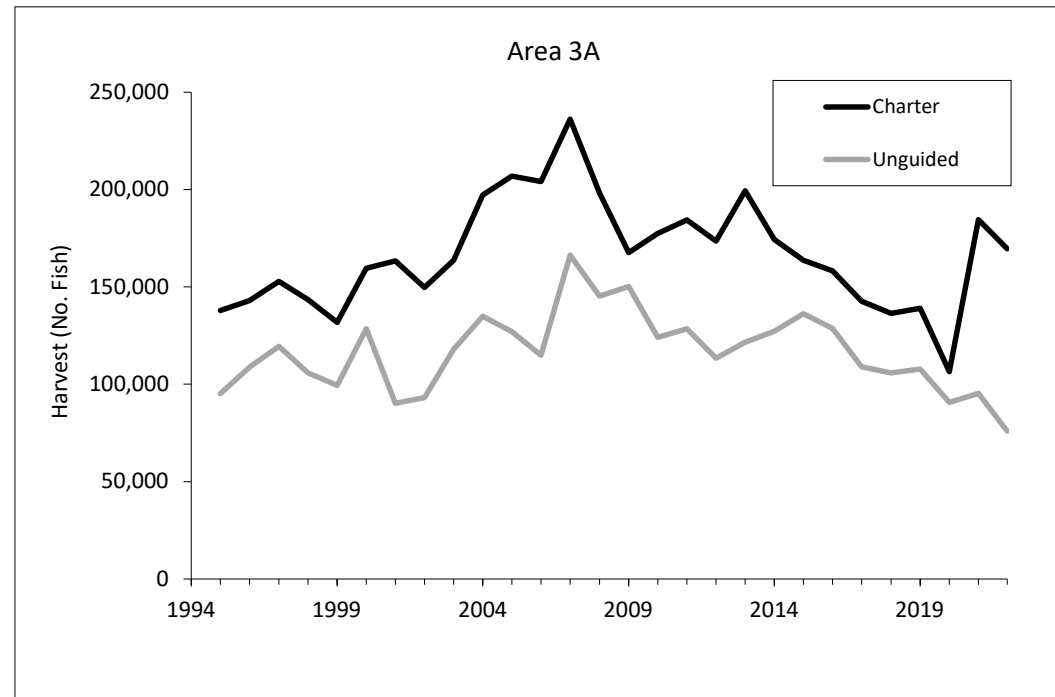
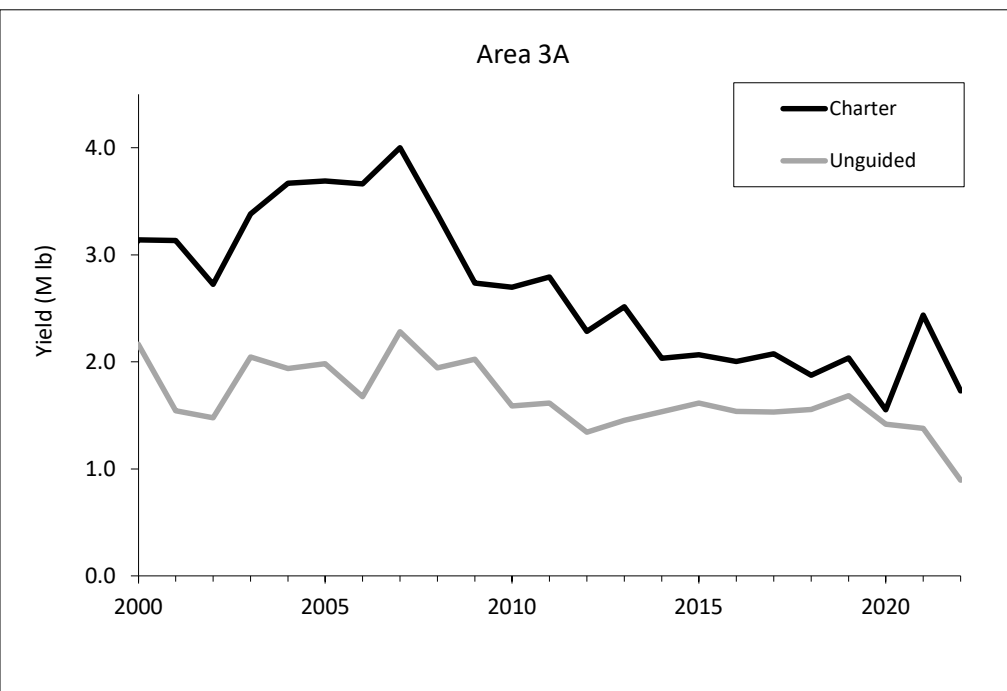
| Subarea | Charter | | |
|--------------------|----------------|--------------|--------------|
| | No. Fish | Avg. Wt. | Yield (Mlb) |
| Central Cook Inlet | 28,534 | 10.42 | 0.297 |
| Lower Cook Inlet | 75,015 | 8.28 | 0.621 |
| Kodiak | 13,977 | 10.88 | 0.152 |
| North Gulf Coast | 36,909 | 9.61 | 0.355 |
| Eastern PWS | 6,437 | 16.45 | 0.106 |
| Western PWS | 4,304 | 11.87 | 0.051 |
| Yakutat | 3,668 | 31.17 | 0.114 |
| Glacier Bay | 748 | 40.94 | 0.031 |
| Area 3A | 169,592 | 10.18 | 1.727 |

From Area2C3A_Final2021 (Table 2.1)

| Removal | Preliminary | Final | Diff (M lb) | ProjErr (%) |
|-------------------|--------------|--------------|--------------|-------------|
| Yield | 1.760 | 1.727 | 0.033 | 1.9% |
| Release mortality | 0.013 | 0.014 | -0.001 | -5.9% |
| Total | 1.773 | 1.741 | 0.032 | 1.8% |

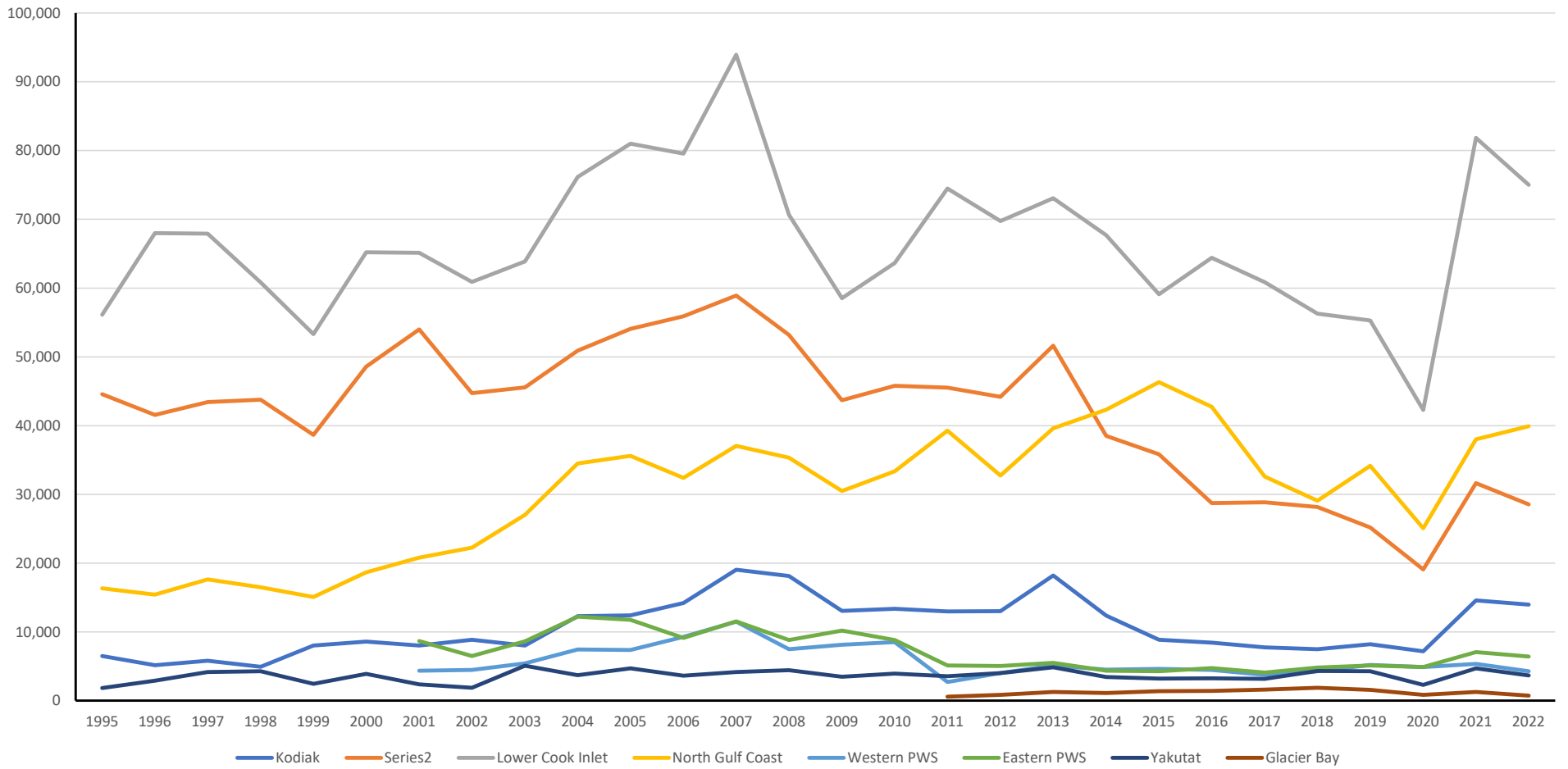
From Area2C3A_Final2022 (Table 2.3)

3A Charter Halibut Yield and Harvest 1995 – 2022



From Area2C3A_Final2022 (Figure 2.1)

3A Charter Halibut Harvest





Preliminary 2023 Estimates

Photo:
Ryan
Ragan

2C 2023 Charter Regulations

- One fish bag limit
- Reverse slot limit:
 - Less than or equal to 40 inches
 - Greater than or equal to 80 inches
- Mondays closed starting July 24th

3A 2023 Charter Regulations

- Two fish bag limit
 - One fish of any size
 - One fish less than or equal to 28 inches
- Wednesdays closed to retention of halibut
- Nine Tuesdays closed
- One trip with halibut harvest per CHP per day
- One trip with halibut harvest per vessel per day

Preliminary 2023 Estimates

| Area | Mean wt (lb) | Logbook Harvest (no. fish) | Yield (lb) | Release Mortality (lb) | Total Removals (lb) | Allocation (lb) | Overage (lb) | Overage % |
|------|-----------------|----------------------------------|------------|---------------------------|------------------------|-----------------|--------------|-----------|
| 2C | 9.41 | 83,605 | 786,438 | 26,338 | 812,776 | 800,000 | 12,776 | 1.6% |
| 3A | 10.09 | 153,337 | 1,546,445 | 9,219 | 1,555,664 | 1,890,000 | -334,336 | -17.7% |

From InfoHandoutADF&G_2023 (Table 1)

Comparison of Forecast to Preliminary Harvest Estimate

| Area | Component | Forecast | Preliminary |
|------|-------------------------|----------|-------------|
| | | Dec 2022 | Oct 2023 |
| 2C | Harvest (no. fish) | 73,736 | 83,605 |
| | Average wt (lb) | 10.14 | 9.41 |
| | Yield (Mlb) | 0.748 | 0.786 |
| | Release mortality (Mlb) | 0.048 | 0.026 |
| | Total removals (Mlb) | 0.796 | 0.813 |
| 3A | Harvest (no. fish) | 156,257 | 153,337 |
| | Average wt (lb) | 11.88 | 10.09 |
| | Yield (Mlb) | 1.856 | 1.546 |
| | Release mortality (Mlb) | 0.015 | 0.009 |
| | Total removals (Mlb) | 1.871 | 1.556 |

From InfoHandoutADF&G_2023 (Table 2)

Acknowledgements

- Sarah Webster – ADF&G
- Ben Jevons, Kayla Carr – logbook data
- Diana Tersteeg, Mike Jaenicke – Southeast data
- Clay Mckean, Marian Ford – Southcentral data
- Jake Bozzini – SWHS
- Sarah Marrinan– NPFMC staff
- Numerous technicians – halibut measurements and angler interviews
- Cooperating anglers and charter operators

- Funding:
State of Alaska General Funds
DJ-WB Federal Aid in Fish Restoration
Fish & Game Funds




Photo: Marian Ford



Questions

Brianna Bowman

Alaska Department of Fish and Game – Division of Sport Fish

Research and Technical Services – Anchorage

brianna.bowman@alaska.gov

907-267-2120

Please send halibut fishing pictures that I can incorporate into future presentations!



Extra Slides

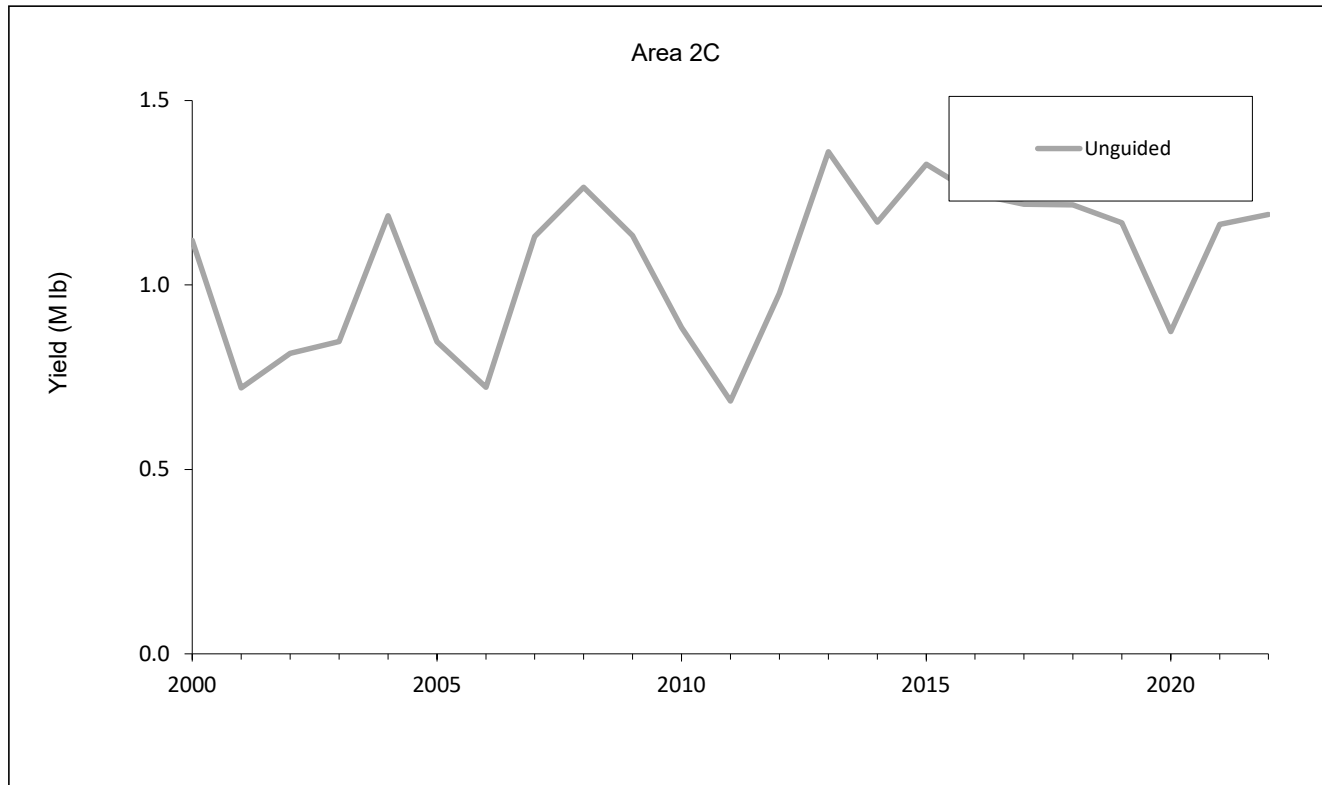


2C Final 2022 **Unguided** Harvest, Mean Weight, and Yield

| Subarea | Unguided (SWHS) | | |
|-----------------|-----------------|--------------|--------------|
| | No. Fish | Avg. Wt. | Yield (Mlb) |
| Ketchikan | 9,007 | 13.79 | 0.124 |
| POW Island | 12,087 | 7.92 | 0.096 |
| PBG/WRG | 14,890 | 16.07 | 0.239 |
| Sitka | 6,897 | 14.23 | 0.098 |
| Jun/Haines/Skag | 9,543 | 12.14 | 0.116 |
| Glacier Bay | 14,886 | 34.75 | 0.517 |
| Area 2C | 67,310 | 17.69 | 1.191 |

From Table 1.1 in 2C3AFinal_2022

Area 2C Unguided Yield 2000 – 2022



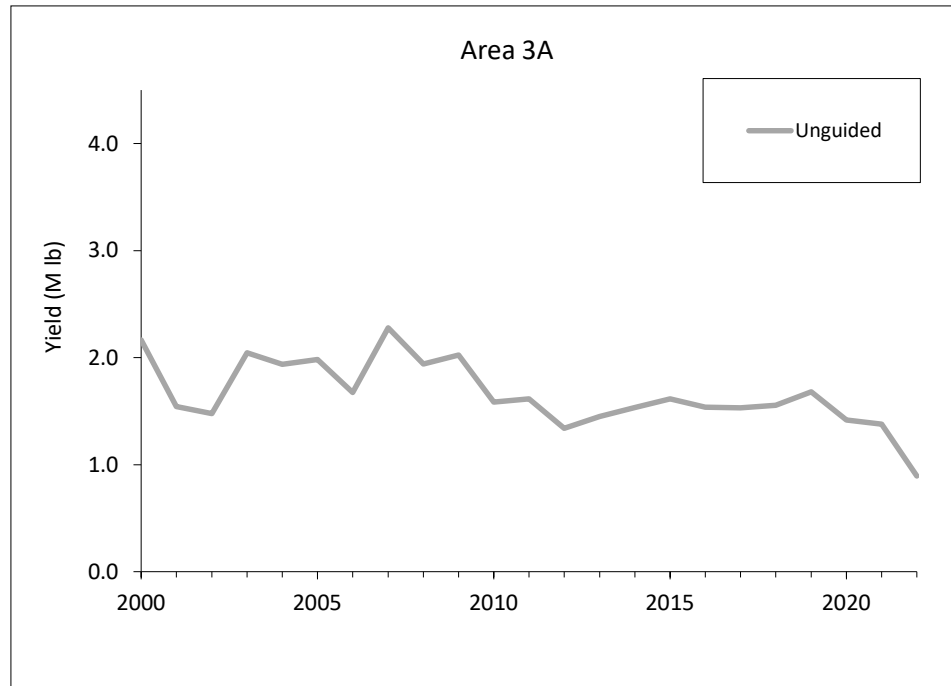
From Figure 1.1 in 2C3AFinal_2022

3A Final 2022 Unguided Harvest, Mean Weight, and Yield

| Subarea | Unguided | | |
|--------------------|---------------|--------------|--------------|
| | No. Fish | Avg. Wt. | Yield (Mlb) |
| Central Cook Inlet | 19,524 | 11.59 | 0.226 |
| Lower Cook Inlet | 30,470 | 9.48 | 0.289 |
| Kodiak | 4,971 | 11.04 | 0.055 |
| North Gulf Coast | 6,828 | 12.99 | 0.089 |
| Eastern PWS | 4,398 | 15.97 | 0.070 |
| Western PWS | 7,471 | 16.04 | 0.120 |
| Yakutat | 2,249 | 20.09 | 0.045 |
| Glacier Bay | -- | -- | -- |
| Area 3A | 75,911 | 11.78 | 0.894 |

From Table 2.1 in 2C3AFinal_2022

Area 3A Unguided Yield 1995 - 2022



From Figure 2.1 in 2C3AFinal_2021

Final 2C Charter Halibut Estimates for 2021

| Subarea | Charter (logbook) | | |
|-----------------|-------------------|--------------|--------------|
| | No. Fish | Avg. Wt. | Yield (Mlb) |
| Ketchikan | 9,125 | 12.65 | 0.115 |
| POW Island | 20,706 | 11.42 | 0.236 |
| PBG/WRG | 2,206 | 20.48 | 0.045 |
| Sitka | 27,155 | 16.10 | 0.437 |
| Jun/Haines/Skag | 8,692 | 9.84 | 0.086 |
| Glacier Bay | 9,919 | 21.01 | 0.208 |
| Area 2C | 77,803 | 14.50 | 1.128 |

From Area2C3A_Final2021 (Table 1.1)

| Removal | Preliminary | Final | Diff (M lb) | ProjErr (%) |
|-------------------|-------------|--------------|-------------|-------------|
| Yield | 1.119 | 1.128 | -0.009 | -0.8% |
| Release mortality | 0.035 | 0.035 | 0.000 | -0.9% |
| Total | 1.154 | 1.163 | -0.010 | -0.8% |

From Area2C3A_Final2021 (Table 1.3)

Final 3A Charter Halibut Estimates for 2021

| Subarea | Charter | | |
|--------------------|----------------|--------------|--------------|
| | No. Fish | Avg. Wt. | Yield (Mlb) |
| Central Cook Inlet | 31,640 | 13.60 | 0.430 |
| Lower Cook Inlet | 81,825 | 10.89 | 0.891 |
| Kodiak | 14,569 | 14.74 | 0.215 |
| North Gulf Coast | 38,000 | 13.36 | 0.508 |
| Eastern PWS | 7,070 | 17.74 | 0.125 |
| Western PWS | 5,371 | 14.42 | 0.077 |
| Yakutat | 4,709 | 31.94 | 0.150 |
| Glacier Bay | 1,257 | 31.94 | 0.040 |
| Area 3A | 184,441 | 13.21 | 2.437 |

From Area2C3A_Final2021 (Table 2.1)

| Removal | Preliminary | Final | Diff (M lb) | ProjErr (%) |
|-------------------|--------------|--------------|---------------|-------------|
| Yield | 2.436 | 2.437 | -0.001 | 0.0% |
| Release mortality | 0.018 | 0.018 | 0.000 | 0.0% |
| Total | 2.454 | 2.455 | -0.001 | 0.0% |

From Area2C3A_Final2021 (Table 2.3)