

**2018 Inshore Salmon Savings Incentive Plan Agreement**

**Annual Report**

**Amendment 110 IPA Identification Number 1**

By John Gruver

Inshore Salmon Savings Incentive Plan Representative

Submitted to the

North Pacific Fisheries Management Council

March 15, 2019

**Introduction.** For 2018 all AFA inshore sector eligible catcher vessels were members of the Inshore Salmon Savings Incentive Plan (ISSIP) Agreement. The ISSIP was first submitted for approval by NMFS on September 30, 2010 and approved on November 5, 2010. An amended ISSIP Agreement was submitted for approval on June 21, 2011. NMFS approved the amended Agreement on June 28, 2011. The ISSIP approved on June 28 continued in place for the 2015 A Season.

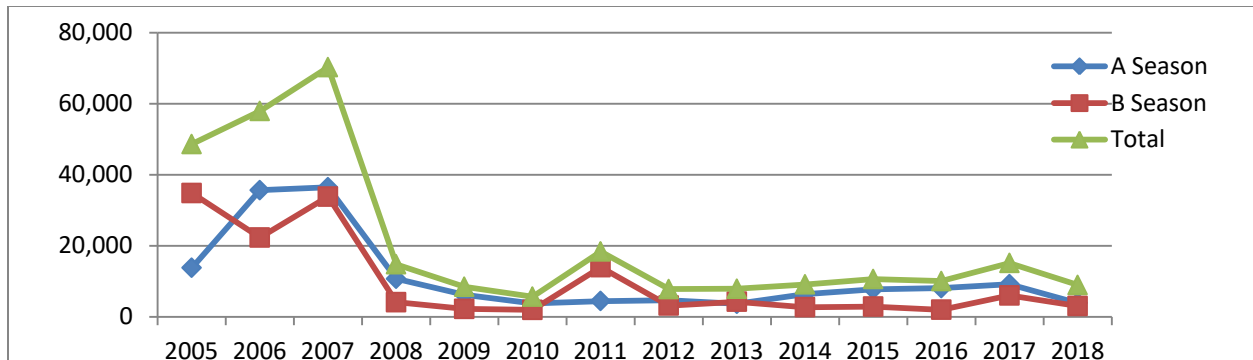
The ISSIP was amended for a second time in the spring of 2015; the amended ISSIP was approved by NMFS on June 5, 2015, in time for the B season. The 2015 amended ISSIP included substantive changes to the operational components of the ISSIP as well as membership changes due to vessel retirement/replacement under the Coast Guard Act of 2010, vessel name changes, vessels changing their inshore coop membership, and participation in the inshore open access sector.

To comply with the Amendment 110 regulations, the ISSIP was amended a third time in January of 2017, ahead of the 2017 A season. That version of the ISSIP remained in place for the 2018 fishing year.

**2018 Chinook Salmon Bycatch and Pollock Harvest Summary.**

In 2018 the ISSIP members caught a total of 6,935 Chinook salmon; 3,902 in the A Season and 3,033\* in the B Season.

Figure 1. Fourteen Year History of Chinook Salmon Bycatch by the Inshore Sector.



\*The NMFS webpage reports 86 more Chinook caught in the 2018 B season than in this report. A review of our data base that contains all 2018 inshore deliver fish tickets confirmed a bycatch of 3,033 Chinook in the 2018 B season.

The total 2018 pollock harvest by ISSIP members was 597,052 metric tons; 255,928 metric tons in the A Season and 341,124 metric tons in the B Season. Annually that calculates to 86.1 metric tons of pollock harvest for every one bycaught Chinook salmon; an annual rate of 0.0117 Chinook per mt of pollock. Seasonally, the A Season Chinook bycatch was 65.6 metric tons of pollock for every one bycaught Chinook salmon; an A Season rate of 0.0153 Chinook per mt of

pollock. The B Season yielded 112.5 metric tons of pollock for every one bycaught Chinook salmon; a B Season rate of 0.0089 Chinook per metric ton of pollock harvest. In terms of number of fish, based on data supplied by NMFS on average pollock size in the 2018 A and B seasons, the 2018 A season harvest resulted in over 46,000 pollock caught for every one bycaught Chinook salmon and the B season harvest resulted in over 186,000 pollock caught for every bycaught Chinook salmon.

All 2018 pollock fishing by the ISSIP members was completed by September 29<sup>th</sup>. Therefore no October fishing restrictions were implemented.

Total 2018 non-Chinook (chum) salmon bycatch by the ISSIP members was 147,544 fish.

Figure 2. 2018 Inshore Sector Chum Salmon Bycatch by Stock of Origin

Stock of Origin	2013-2017 Mean Stock Composition Percentages*	2018 Inshore Sector Chum Salmon Bycatch
SE Asia	9.47%	13,967
NE Asia	33.47%	49,389
W Alaska	19.86%	<b>29,299</b>
Up/Mid Yukon	4.45%	<b>6,560</b>
SW Alaska	2.04%	3,004
E GOA/PNW	30.72%	45,326

\*2013 – 2017 Stock composition data, provided by Dr. Kondzela, NMFS, are preliminary stock estimates at this time.

The ISSIP members participate in an industry-wide data sharing agreement. A copy of the Agreement is found at the end of this report (Exhibit 1).

### **Annual Reporting Requirements.**

Amendment 110 regulations require each Incentive Plan Agreement (IPA) representative to submit an annual report to the North Pacific Management Council. The annual report is required to address each of the topics found in the following Sections A through G.

### **Section A. A comprehensive description of the incentive measures, including the rolling hot spot program and excluder use, in effect in the previous year.**

The following summary comes from page 5 of the Inshore Salmon Savings Incentive Plan Agreement approved by NMFS on January 19, 2017 captures the main elements of the ISSIP that were in place beginning for the 2017 A season.

2. Agreement Summary and Incentive Plan Description. The vessels participating in this IPA receive an annual allocation of Chinook salmon bycatch units, which limits their Chinook salmon PSC bycatch to their pro-rata share of the Chinook salmon PSC performance standard, less Insurance Pool deductions for Inshore Cooperative Vessels. A vessel can earn additional Chinook bycatch units by catching fewer Chinook salmon PSC as bycatch than the amount of its annual allocation, at a rate of one (1) additional unit for every three (3) allocated units that are not used. The Insurance Pool is a Chinook bycatch unit reserve, which is available to Inshore Sector Cooperative Vessels whose Chinook bycatch exceeds the number of bycatch units they hold. Inshore Sector Cooperative Vessels using Insurance Pool bycatch units are required to repay the Insurance Pool, and may be required to pay an additional Insurance Pool usage penalty. If the inshore sector's Chinook salmon bycatch exceeds its performance standard for two (2) years in a six (6) consecutive year period, each Cooperative is required to take all actions necessary to insure that the Chinook salmon bycatch of its Vessels does not exceed the Annual Threshold Amount for a third (3<sup>rd</sup>) year in a seven (7) consecutive year period. The Manager will issue stop fishing orders to prevent exceeding the Performance Standard a third time in seven consecutive years as may be appropriate. A rolling hot spot closure program closes areas of relatively high Chinook or chum salmon PSC bycatch to vessels that have relatively high rates of Chinook and chum salmon bycatch.

**Savings Credits.** As described in the agreement summaries, the primary incentive for members of the ISSIP to minimize Chinook bycatch whenever possible is by earning additional Chinook bycatch units called Savings Credits. Each ISSIP vessel is assigned an initial set of bycatch units called Base Cap Credits. Base Cap Credits are calculated as a vessel's share of the inshore sector's Chinook bycatch Performance Standard less an initial deduction for funding an Insurance Pool (26,484 minus 1,000 for Insurance Pool, leaving 25,484 for Base Cap Credits for the vessel allocations). Each vessel's Base Cap allocation is made pro rata to the vessel's AFA inshore pollock allocations.

On an annual basis, a vessel earns one Savings Credit for every 3 of its Base Cap credits not caught in a year. Without having earned Savings Credits, a vessel may never exceed its share of the Performance Standard (less the insurance pool reserve). In other words, a vessel may not utilize its share of the 33,390 inshore sector upper bycatch Chinook Limit - the hard cap - without having earned Savings Credits during the previous three years. Therefore, without having earned Savings Credits, an Inshore SSIP vessel operates as if it were fishing under a 25,484 Chinook hard cap.

Savings Credits, once earned, are not held in perpetuity, but have a lifespan of 3 years. Therefore ISSIP vessels are not able to "rest on their laurels" after a series of low bycatch years. Because the nature of Chinook bycatch is so variable from one year to the next, vessels are incentivized to generate maximum Savings Credits each year.

**Individual Vessel Allocations.** IPAs are required to ensure that each vessel will manage their bycatch in a manner that will keep total bycatch below the sector Performance Standard. The Inshore SSIP accomplishes this requirement by 1) individual vessel allocations from a Base Cap pool that is lower than the inshore sector's Performance Standard, and 2) vessels may only

exceed their Base Cap allocation if they have earned Savings Credits. As previously stated, a vessel must have previously avoided 3 Chinook salmon under their Base Cap allocation to take one bycaught Chinook over their Base Cap allocation; assuring that at no time, over a series of years, may an individual vessel have taken a total average amount of Chinook bycatch in excess of the Performance Standard.

**Transfers.** Several transfer types defined in the ISSIP cover situations that package together both pollock and salmon. These transfers are intended to allow coops to continue operations under the ISSIP in a manner consistent with pollock transfers that took place within each coop prior to implementation of Amendments 91 and 110. Called Blended Paired Transfers and Trip Specific Transfers, these transfers combine both pollock allocations and Salmon Credits. Trip Specific transfers are made in association with a specific delivery's fish ticket. The SSIP also provides transfers of pollock and salmon for very specific conditions pertaining to hardship situations and season completing "mop-up" fishing.

The SSIP does provide for the transfer of Salmon Credits without an associated amount of pollock - called Base Cap Transfers – however, there are limitations. Transferors may transfer their initially assigned Base Cap Credits to another vessel and, in doing so, may restrict the use of their own Savings Credits in that year. (Savings Credits themselves are vessel specific assignments and are not transferable.) Transferees may have to acquire more Salmon Credits than they need for fishing to cover a Transfer Tax. Salmon Credits used to pay a Transfer Tax are retired from the program for the remainder of the year and therefore reduce the overall cap by the tax amount.

Inter-sector transfers, transfers from one pollock sector to the inshore sector, while allowed under the Amendment 110 regulations are not freely allowed under the SSIP rules. Inter-sector transfers may not be used in a way that puts the inshore sector in jeopardy of exceeding the inshore Performance Standard.

**Insurance Pool.** As both a protective measure and an incentive measure, the SSIP requires each member to contribute to a collective insurance pool of 1,000 Chinook. The pool is in place to buffer vessels that may exceed their available credit limit in each season against regulatory caps. Each vessel's initial A season Chinook allocation is made after their pro rata contribution to the Insurance Pool has been deducted from the overall A season limit.

To further incentivize vessels from using the insurance pool, and take precautionary steps towards not exceeding their salmon credit allocation, credit withdrawals from the insurance pool carry a "use penalty" ranging from 200% to 400% of the initial insurance pool draw (the rate applied is based on the precautions the vessel exhibited for the trip that triggered the overage).

**Rolling Hot Spot (RHS) Program.** The ISSIP includes a rolling hot spot component for both Chinook and non-Chinook (chum) salmon. While not the primary incentive element of the ISSIP, there is a strong incentive for vessels to avoid being assigned to Tier 2. While the

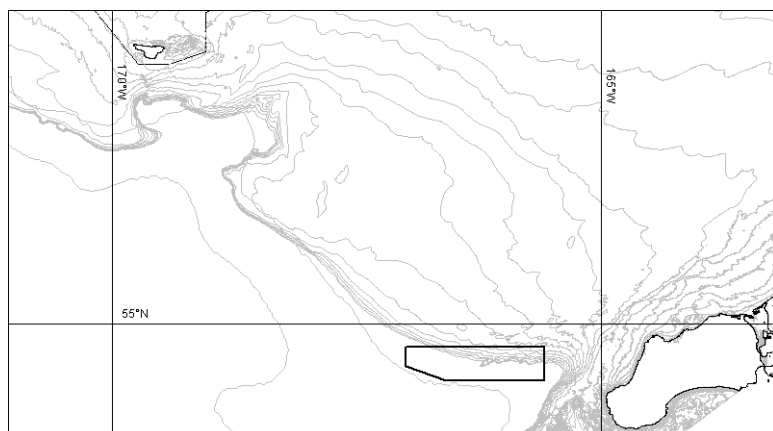
inclusion of the RHS component to the ISSIP provides a strong mechanism for minimizing bycatch, it also provides the vessels with bycatch data that identifies areas with the highest know salmon bycatch.

The ISSIP RHS program closes fishing grounds to individual vessels based on their current salmon bycatch rates. Weekly, each ISSIP vessel assigned to either of two tier levels based on their previous 2 week bycatch rate; Tier 1 vessels are exempt from the weekly closure(s) and Tier 2 vessels are closed out of the closure(s) for the following week. The RHS program operates in both the A and B seasons for Chinook salmon and during the B season for non-Chinook salmon. During B season Chinook hot spots are prioritized over non-Chinook hot spots. When Chinook bycatch exceeds .035 fish per metric ton of pollock harvest hot spot closures for non-Chinook salmon are suspended while Chinook hot spots are implemented.

There were no violations of the RHS program in 2018.

**Chinook Conservation Area Agreement (CCAA).** This area has been identified with a history of consistently high Chinook bycatch during the winter fishery. Located in the southeastern Bering Sea, the Chinook Conservation Area is closed to pollock fishing during the A season. The CCAA plays a major role in reducing Chinook bycatch in the A Season and while it may not be characterized as an incentive measure, its mandatory inclusion exemplifies the overall commitment members of the ISSIP have towards reducing Chinook bycatch.

Figure 3. Chinook Conservation Area



There were no violations of the CCAA in 2018.

**Salmon Excluder Use.** The ISSIP requires all A season tows be made with a salmon excluder and all B season tows conducted after August 31<sup>st</sup> to be made with a salmon excluder as well. In 2018, recognizing certain contingencies, there were two vessels that did not use a salmon excluder device during fishing operations. These two vessels operated trawl nets that utilize fish pumps to get the fish aboard rather than hauling the codend up a stern ramp. The type of net associated with a fish pump does not support the use of an effective excluder at this time.

**October Fishing Restrictions.** Vessels fishing pollock in the month of October may not exceed the “September Chinook Bycatch Standard”. The “Standard” is defined as having a bycatch rate that exceeds two (2) standard deviations above the mean September ISSIP bycatch rate from the years 2011 through 2016 (0.103 Chinook per metric ton of pollock catch). Vessels that are not able to maintain a Chinook bycatch below the standard are prohibited from fishing for the remainder of the B season.

As previously mentioned, no ISSIP vessels fished during the month of October in 2018. All 2018 inshore pollock fishing was completed by September 29<sup>th</sup>.

**Section B. A description of how these incentive measures affected individual fishing vessels.**

A vessel specific allocation of Chinook salmon provides a very strong incentive for individual vessels to reduce their bycatch. However, when a fisherman has progressed far enough into a low bycatch season that the vessel’s limit is no longer a constraint, there is a possibility that a vessel may let their bycatch reduction efforts relax. However, the ISSIP rules provide little to no opportunity for a captain to relax by keeping the incentive strong at all levels of Chinook encounters throughout the season. The ISSIP provides continuous motivation to fishermen for the reduction of Chinook bycatch. Maintaining low bycatch throughout the course of a season is an opportunity to increase Savings Credits.

Without having earned Savings Credits an ISSIP vessel is restricted to its share of the inshore Performance Standard (less the SSIP Insurance Pool deduction as described earlier). An ISSIP vessel that has maximized its available Savings Credits increases its annual limit by 26%. The possibility of obtaining, and maintaining, a 26% increase of available bycatch credits when most needed is very difficult to ignore – essentially an insurance policy. Vessel operators never know what the future holds in terms of Chinook encounters, therefore captains are constantly driven to stay below the Performance Standard. A retrospective of Chinook bycatch history in the Bering Sea pollock fishery show that high bycatch years are most likely come in groups, therefore no matter how high the presence of Chinook on the pollock grounds in one year, it could very easily be even higher the following year. This scenario is well recognized by the ISSIP fleet and provides a strong incentive to 1) always earn the maximum amount of Savings Credits possible, and 2) avoid putting yourself in the situation of having to use Savings Credits whenever possible.

Additionally, along the lines of “insurance”, having earned Savings Credits not only gets a boat through the high bycatch years, maximizing Savings Credits is also a way to access more pollock quota beyond a vessel’s initial allocation. The SSIP not only inspires the reduction of Chinook bycatch, it promotes the possibility of additional pollock harvest by the fishermen that have managed their salmon credit allocations more frugally.

The SSIP rules cause its member vessels to be independently responsible for their future access to pollock by maintaining low Chinook bycatch. Consequently, each tow selection is made with considerations for both pollock harvest and Chinook avoidance in mind. This is most evident in

the changes in seasonal fishing patterns; especially during the A season. There are very few instances of individual tows being made in areas suspect for typically having high Chinook bycatch despite the assumption that pollock in that area may be of higher value than pollock in low Chinook bycatch areas.

**Section C. An evaluation of whether incentive measures were effective in achieving salmon savings beyond levels that would have been achieved in absence of the measures including the effectiveness of:**

1. Measures to insure that chum salmon were avoided in areas and at times where chum salmon are likely to return to western Alaska.

The ISSIP operates with its strictest RHS trigger mechanisms during the months of June and July, when the chum salmon genetics indicate that western Alaskan chum salmon are most likely to be present on the eastern Bering Sea pollock grounds. The ISSIP also provides for the Monitoring Agent to prioritize the weekly RHS closures in a manner that will most likely protect western Alaskan origin chum salmon (Section 9.4.6.1 of the ISSIP). The ISSIP's chum salmon RHS program runs at the individual vessel level as opposed the Amendment 84 Intercooperative program that operated at the coop level. Under the ISSIP RHS program vessels are individually assigned to a tier and do not have their high bycatch chum tows "diluted" by low bycatch tows made by other coop members.

During the B season the inshore fleet typically fishes in the southeastern Bering Sea; minimizing travel time to and from their processing plants in an effort to provide the freshest fish possible to their market. The following Figure 4 covers all chum salmon RHS closures for the 2018 B season.

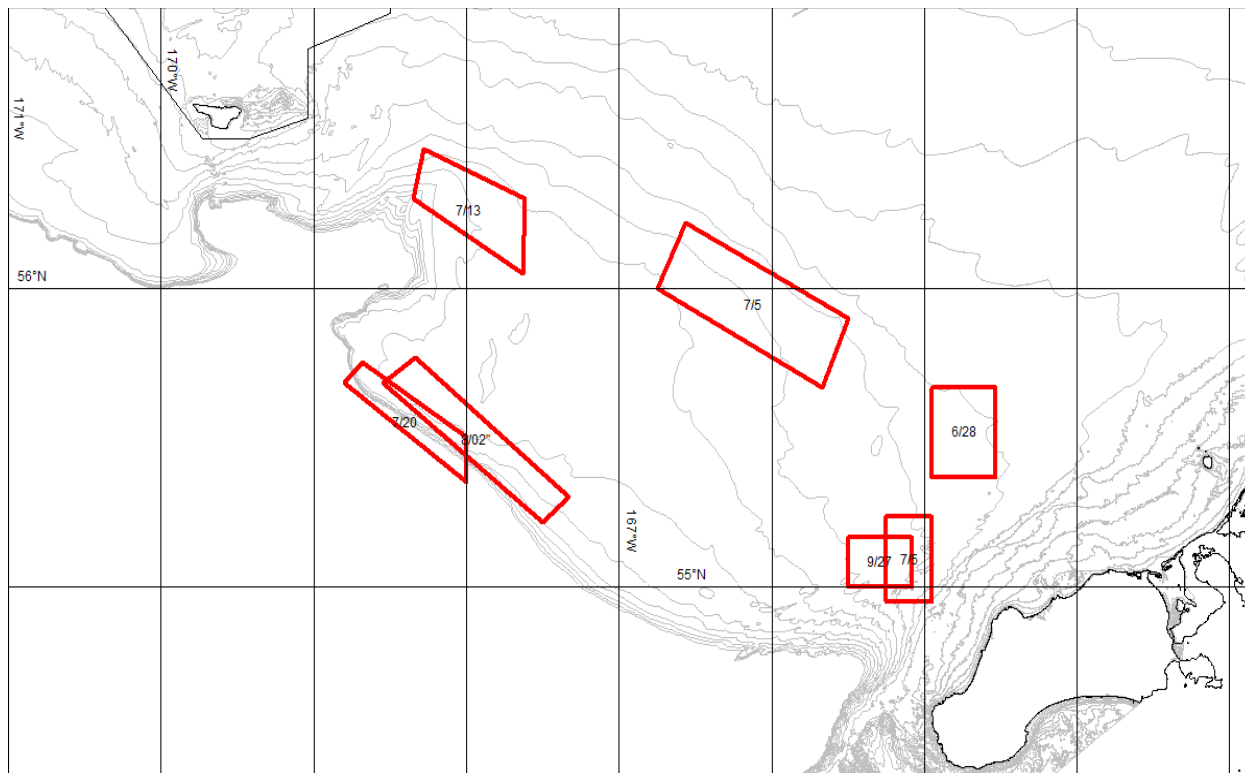
During the early part of the B season, defined as weeks 24-32 (June to mid August) bycatch east of 170° west is considered to have the highest presence of western Alaska chum salmon. The presence of western Alaska origin chum salmon east of 170° west drops off slightly as the B season progresses, but does continue to have a presence in the area.

The first chum salmon rolling hot spot closures began on July 1<sup>st</sup> and continued through mid August. Chum salmon rates stayed below the minimum closure threshold for the next six weeks until the last week of the 2018 fishing season when fishing wrapped up with an RHS closure in ADF&G stat area 655500.

Due to the concentrated focus of the chum salmon RHS program during the peak weeks that western Alaska chum salmon were present east of 170° west, the ISSIP RHS program significantly reduced the bycatch of western Alaska origin chum salmon.



Figure 4. 2018 Chum Salmon RHS Closures



2. Restrictions or penalties that target vessels that consistently have significantly higher Chinook salmon PSC rates relative to other vessels.

Initial vessel Chinook salmon PSC limit allocations are sourced from the inshore performance standard (26,485 minus a 1,000 fish insurance pool deduction), not the inshore PSC limit of 33,390 Chinook. Vessels are restricted to catching only their initial allocation unless they have individually earned Savings Credits as explainer previously in this report. Having, and consequently using, Savings Credits is the only way each individual vessel may continue to fish above the performance standard.

Vessels that are not able to fish below their initial allocation year on a continual basis are at risk of not fully funding their Savings Credit account and may very well find themselves having to stop fishing before catching their entire pollock allocation. Vessels that have successfully funded their Savings Credit account may then find themselves in the enviable situation of not only catching their own pollock allocation, but also pollock left behind by vessels that had to stop fishing due to higher Chinook bycatch rates.

Vessels exceeding their salmon credit allocation automatically draw their overage amount from the insurance pool. Vessels with an overage are penalized by having their future credit allocation reduced until they repay their insurance pool draw plus penalty credits.

The Chinook RHS program runs at the individual vessel level, like the chum salmon RHS program, and consequently holds each vessel responsible for maintaining as low of a Chinook bycatch rate as possible to avoid restricted access to the fishing grounds. Vessels with higher relative Chinook bycatch rates will typically be placed in Tier 2 of the RHS program resulting in restricted access to the fishing grounds for an entire week. Unless a vessel is able to bring its relative bycatch rate down, it may find itself with Tier 2 status for multiple weeks.

3. Restrictions or performance criteria used to ensure that Chinook PSC rates in October are not significantly higher than in previous months.

Vessels fishing pollock in the month of October may not exceed the “September Chinook Bycatch Standard”. The “Standard” is defined as having a bycatch rate that exceeds two (2) standard deviations above the mean September ISSIP bycatch rate from the years 2011 through 2016 (0.103 Chinook per metric ton of pollock catch). Vessels that are not able to maintain a Chinook bycatch below the standard are prohibited from fishing for the remainder of the B season.

All ISSIP member vessels had completed their pollock fishing prior to the month of October in 2018.

**Section D. A description of any amendments in the terms of the IPA that were approved by NMFS since the last annual report and the reasons that the amendments to the IPA were made.**

There were no amendments to the ISSIP Agreement for 2018.

**Section E. Seasonal Allocations and Harvests of Pollock and Chinook.**

**TABLE 1. A SEASON ALLOCATIONS AND CATCH**

COOP	VESSEL	2018 A SEASON ALLOCATIONS		2018 A SEASON CATCH	
		POLLOCK	CHINOOK CREDITS	POLLOCK	CHINOOK
AKUTAN COOP	ALDEBARAN	8,581,617	292	7,493,074	72
	ARCTIC EXPLORER	10,796,428	368	10,860,173	40
	ARCTIC RAM	2,251,588	76	980,586	9
	ARCTURUS	9,043,259	308	8,259,989	46
	BRISTOL EXPLORER	10,306,036	350	14,284,096	59
	CAPE KIWANDA	3,085,636	105	0	0
	COLUMBIA	8,446,047	288	7,568,165	64
	DOMINATOR	10,246,204	348	7,835,786	41
	EXCALIBUR II	3,043,596	104	2,313,847	11
	GLADIATOR	9,605,577	327	8,624,679	25
	GOLDEN DAWN	10,262,111	349	7,972,751	38
	GOLDEN PISCES	1,584,073	54	2,271,557	4
	LISA MELINDA	1,282,844	44	2,753,936	14
	MAJESTY	5,828,946	198	3,367,754	15
	MARCY J	1,053,259	36	0	0
	MARGARET LYN	199,762	7	0	0
	MARK I	264,286	9	0	0
	NORTHERN PATRIOT	14,115,564	480	12,965,464	120
	NORTHERN RAM	1,838,055	63	0	0
	NORTHWEST EXPLORER	9,396,719	320	7,802,431	28
	OCEAN EXPLORER	9,337,885	318	1,978,440	14
	PACIFIC EXPLORER	8,840,891	301	10,659,919	35
	PACIFIC RAM	1,190,996	41	2,657,155	10
	PACIFIC VIKING	6,385,605	217	5,233,931	15
	PEGASUS	4,068,022	138	5,137,852	22
	PERSEVERANCE	1,729,019	59	2,920,692	9
	PREDATOR	1,151,872	39	0	0
	RAVEN	4,165,447	142	5,810,496	28
	ROYAL AMERICAN	5,676,816	193	5,584,666	18
	ROYAL ATLANTIC	7,664,978	261	7,750,326	32
SEEKER	2,162,605	73	3,257,058	10	
SOVEREIGNTY	13,762,816	468	11,689,225	185	
TRAVELER	241,637	9	4,333,278	15	
VIKING EXPLORER	6,954,308	236	7,205,745	69	
SEADAWN (AMEND 69)	0	0	1,848,861	6	

NORTHERN VICTOR	ALYESKA	7,136,419	243	0	0
	AMERICAN EAGLE	6,270,294	212	6,223,973	14
	ANITA J	3,191,227	100	0	0
	COLLIER BROTHERS	720,542	30	718,636	13
	COMMODORE	7,345,133	250	6,419,434	79
	GOLD RUSH	2,495,453	81	1,697,995	17
	HALF MOON BAY	3,181,938	117	5,915,563	60
	HICKORY WIND	1,788,202	61	2,577,671	10
	MISS BERDIE	3,518,185	122	7,802,386	20
	NORDIC FURY	421,952	4	0	0
	OCEAN HOPE 3	2,440,157	83	3,643,230	13
	PACIFIC FURY	338,111	2	0	0
	PATRICIA L	7,199,417	248	6,998,866	37
	PROGRESS	5,922,432	202	0	0
	STORM PETREL	7,159,996	246	6,454,677	26
	SUNSET BAY	2,945,448	111	4,127,012	23
SEA WOLF (AMEND 69)	0	0	1,100,977	5	

PETER PAN	AMERICAN BEAUTY	249,012	9	2,094,991	8
	ELIZABETH F	2,244,741	76	2,270,937	22
	OCEAN LEADER	319,040	10	0	0
	OCEANIC	789,152	27	0	0
	PACIFIC CHALLENGER	983,199	33	976,106	3
	PROVIDIAN	2,236,947	76	0	0
	TOPAZ	484,922	16	0	0
	WALTER N	2,359,483	80	2,328,056	14
	BRISTOL EXPLORER (A 69)	0	0	1,414,056	7

UNALASKA	ALASKA ROSE	9,854,095	335	11,618,631	78
	BERING ROSE	10,090,318	344	12,013,498	80
	DESTINATION	12,600,998	428	12,929,251	80
	GREAT PACIFIC	7,235,544	247	8,088,666	28
	MESSIAH	4,198,163	143	0	0
	NORTHERN DEFENDER	11,547,268	393	9,992,422	84
	SEA WOLF	8,871,249	302	9,392,139	56
	VANGUARD	330,668	11	0	0
	WESTERN DAWN	2,313,202	79	1,801,015	3
	ALASKAN DEFENDER (A 69)	0	0	1,083,082	1
	BERING DEFENDER (A 69)	0	0	404,893	0

UNISEA	ALSEA	10,509,529	357	10,804,603	105
	ARGOSY	10,316,733	351	10,790,416	104
	AURIGA	19,573,082	666	15,814,681	162
	AURORA	19,577,996	667	23,678,740	123
	DEFENDER (1)	20,382,749	693	0	0
	FIERCE ALLEGIANCE	5,488,584	187	8,581,974	50
	MAR-GUN	610,533	21	0	0
	MORNING STAR - 2	3,096,269	106	0	0
	NORDIC STAR	8,111,595	276	8,157,766	114
	SEADAWN	8,257,894	281	8,089,563	60
	STARFISH	8,846,884	301	8,187,302	28
	STARLITE	7,171,625	244	7,102,287	43
	STARWARD	7,381,817	251	7,365,831	57
	DEFENDER-2 (AMEND 69)	0	0	20,593,483	217

WESTWARD	ALASKAN DEFENDER	14,142,092	481	14,709,502	204
	BERING DEFENDER	12,238,955	419	17,963,516	123
	CAITLIN ANN	0	74	7,702,541	36
	CHELSEA K	27,652,108	926	31,523,657	358
	DEFENDER (2)	7,149,978	220	1,071,760	0
	PACIFIC PRINCE	32,773,823	1,101	19,346,388	124
	VIKING	9,967,029	330	10,182,610	55
	WESTWARD I	9,511,520	309	9,049,751	57
	NORDIC FURY (AMEND 69)	0	0	2,914,715	1

OPEN ACCESS	ARCTIC WIND	4,072,952	138	5,875,210	21
	LESLIE LEE	3,207,896	109	3,208,199	25
	PEGGY JO	1,945,873	66	0	0

**TABLE 2. B SEASON ALLOCATIONS AND CATCH**

COOP	VESSEL	2018 B SEASON ALLOCATIONS				2018 B SEASON CATCH	
		POLLOCK	CHINOOK BASE CAP CREDITS (INCLUDES A SEASON ROLLOVER)	AVAILABLE SAVINGS CREDITS	TOTAL AVAILABLE CREDITS	POLLOCK	CHINOOK
AKUTAN COOP	ALDEBARAN	10,597,083	301	169	470	12,264,120	21
	ARCTIC EXPLORER	13,332,061	431	298	729	14,675,496	76
	ARCTIC RAM	2,780,393	79	62	141	4,058,719	29
	ARCTURUS	11,167,146	347	237	584	12,510,296	48
	BRISTOL EXPLORER	12,726,498	397	274	671	21,167,135	53
	CAPE KIWANDA	3,810,324	129	86	215	0	0
	COLUMBIA	10,429,673	299	146	445	10,860,710	38
	DOMINATOR	12,652,613	405	151	556	15,634,517	60
	EXCALIBUR II	3,758,411	122	74	196	5,486,822	28
	GLADIATOR	11,861,529	394	213	607	14,182,563	59
	GOLDEN DAWN	12,672,257	408	249	657	15,962,970	76
	GOLDEN PISCES	1,956,106	61	30	91	4,745,342	24
	LISA MELINDA	1,584,131	52	34	86	0	0
	MAJESTY	7,197,924	232	118	350	8,121,058	42
	MARCY J	1,300,626	40	35	75	2,308,556	19
	MARGARET LYN	246,678	8	7	15	0	0
	MARK I	326,356	11	8	19	0	0
	NORTHERN PATRIOT	17,430,725	495	315	810	19,716,295	81
	NORTHERN RAM	2,269,738	74	50	124	0	0
	NORTHWEST EXPLORER	11,603,619	381	194	575	13,042,772	44
	OCEAN EXPLORER	11,530,968	367	257	624	0	0
	PACIFIC EXPLORER	10,917,250	360	256	616	13,467,524	65
	PACIFIC RAM	1,470,712	47	32	79	0	0
	PACIFIC VIKING	7,885,319	263	99	362	9,962,343	51
	PEGASUS	5,023,432	161	51	212	0	0
	PERSEVERANCE	2,135,094	72	30	102	0	0
PREDATOR	1,422,398	44	25	69	0	0	
RAVEN	5,143,738	161	102	263	0	0	
ROYAL AMERICAN	7,010,065	229	159	388	9,143,492	46	
ROYAL ATLANTIC	9,465,163	302	210	512	10,515,777	36	

AKUTAN	SEEKER	2,670,511	90	41	131	0	0
	SOVEREIGNTY	16,995,131	414	186	600	19,962,900	132
	TRAVELER	298,387	10	6	16	5,305,771	27
	VIKING EXPLORER	8,587,587	233	121	354	9,225,247	26
	DEFENDER - 2 (AMEND 69)	0	0	0	0	863,692	5
	NORDIC STAR (AMEND 69)	0	0	0	0	131,400	0
	SEADAWN (AMEND 69)	0	0	0	0	2,974,442	16

NORTHERN VICTOR	ALYESKA	8,812,468	265	191	456	0	0
	AMERICAN EAGLE	7,742,927	261	195	456	12,228,272	52
	ANITA J	3,940,713	108	38	146	0	0
	COLLIER BROTHERS	889,768	26	36	62	935,789	7
	COMMODORE	9,070,201	249	184	433	13,485,838	125
	GOLD RUSH	3,081,531	100	64	164	6,562,252	21
	HALF MOON BAY	3,929,243	114	65	179	6,528,480	59
	HICKORY WIND	2,208,176	70	21	91	6,411,199	39
	MISS BERDIE	4,344,461	141	83	224	0	0
	NORDIC FURY	521,052	5	0	5	1,921,149	3
	OCEAN HOPE 3	3,013,249	99	70	169	5,341,270	18
	PACIFIC FURY	417,519	2	0	2	0	0
	PATRICIA L	8,890,262	282	187	469	12,783,888	71
	PROGRESS	7,313,366	240	167	407	0	0
	STORM PETREL	8,841,583	292	189	481	13,877,012	59
	SUNSET BAY	3,637,212	132	79	211	5,393,922	50
ROYAL ATLANTIC (A 69)	0	0	0	0	512,803	2	

PETERPAN	AMERICAN BEAUTY	307,495	7	5	12	4,529,756	29
	ELIZABETH F	2,771,937	76	52	128	2,778,974	15
	OCEAN LEADER	393,970	10	6	16	0	0
	OCEANIC	974,492	34	23	57	0	0
	PACIFIC CHALLENGER	1,214,112	39	37	76	1,253,816	13
	PROVIDIAN	2,762,314	90	65	155	0	0
	TOPAZ	598,810	21	19	40	827,157	7
	WALTER N	2,913,627	89	53	142	2,939,988	14

UNALASKA	ALASKA ROSE	12,168,414	351	291	642	12,722,089	31
	BERING ROSE	12,460,116	360	272	632	13,781,413	59
	DESTINATION	15,560,451	468	393	861	19,094,327	33
	GREAT PACIFIC	8,934,874	287	175	462	9,161,340	9
	MESSIAH	5,184,138	183	138	321	0	0
	NORTHERN DEFENDER	14,259,243	417	287	704	12,279,026	32
	SEA WOLF	10,954,737	330	278	608	13,491,166	20
	VANGUARD	408,328	14	14	28	0	0
	WESTERN DAWN	2,856,476	98	76	174	615,026	1
	ALASKAN DEFENDER (A 69)	0	0	0	0	2,129,655	8
	BERING DEFENDER (A 69)	0	0	0	0	144,269	0
	COMMODORE (AMEND 69)	0	0	0	0	68,145	1

UNISEA	ALSEA	12,977,782	353	313	666	13,701,925	43
	ARGOSY	12,739,706	366	268	634	13,725,011	32
	AURIGA	24,169,988	684	517	1,201	27,287,113	70
	AURORA	24,176,056	737	554	1,291	21,331,209	44
	DEFENDER	25,169,812	670	468	1,138	0	0
	FIERCE ALLEGIANCE	6,777,625	239	157	396	10,678,394	21
	MAR-GUN	753,923	6	11	17	0	0
	MORNING STAR-2	3,823,455	85	52	137	0	0
	NORDIC STAR	10,016,672	239	194	433	10,087,450	45
	SEADAWN	10,197,332	300	213	513	9,765,282	40
	STARFISH	10,924,650	357	165	522	11,775,082	67
	STARLITE	8,855,942	269	127	396	9,011,537	39
	STARWARD	9,115,500	264	115	379	9,104,904	28
	BERING DEFENDER (A 69)	0	0	0	0	208,778	0
	DEFENDER-2 (AMEND 69)	0	0	0	0	25,056,997	118



WESTWARD	ALASKAN DEFENDER	17,463,483	412	346	758	17,951,310	53
	BERING DEFENDER	15,286,198	422	363	785	22,377,371	52
	CAITLIN ANN	4,880,865	87	80	167	12,446,343	57
	CHELSEA K	33,181,150	827	487	1,314	32,241,172	191
	DEFENDER (2)	7,291,080	272	147	419	0	0
	PACIFIC PRINCE	39,411,792	1,229	917	2,146	21,410,705	68
	VIKING	11,723,956	370	263	633	16,287,199	45
	WESTWARD I	10,839,194	362	277	639	13,456,507	55
	NORDIC FURY (AMEND 69)	0	0	0	0	4,584,128	10

OPEN ACCESS	ARCTIC WIND	5,029,520	166	107	273	7,251,866	54
	LESLIE LEE	3,961,297	114	119	233	4,221,122	21
	PEGGY JO	2,402,878	73	36	109	0	0

**Section F. In Season Transfers of Pollock and Chinook.**

TABLE 1. TRANSFERS BETWEEN ENTITIES				
DATE	TRANSFEROR	TRANSFEE	CHINOOK	POLLOCK
	The Inshore SSIP Participants had no Entity Transfers in 2018			

<b>TABLE 4. TRANSFERS AMONG COOP MEMBERS</b>				
DATE	TRANSFEROR	TRANSFEE	CHINOOK	POLLOCK (mt)
2018/01/21	PACIFIC PRINCE	NORDIC FURY	1	177.12
2018/01/23	PROVIDIAN	BRISTOL EXPLORER	1	362.12
2018/01/26	ALYESKA	COMMODORE	3	103.81
2018/01/27	PROVIDIAN	BRISTOL EXPLORER	6	279.28
2018/01/29	MAR-GUN	ARGOSY	4	160.49
2018/02/01	DEFENDER	DEFENDER-2	134	904.88
2018/02/02	GOLDEN PISCES	RAVEN	54	718.52
2018/02/07	DEFENDER	DEFENDER-2	13	875.11
2018/02/09	MAR-GUN	ARGOSY	7	48.90
2018/02/09	PROGRESS	SEA WOLF	3	242.16
2018/02/11	ALYESKA	COMMODORE	4	196.70
2018/02/12	DEFENDER	DEFENDER-2	12	834.79
2018/02/12	PROGRESS	SEA WOLF	2	257.23
2018/02/15	PACIFIC PRINCE	CAITLIN ANN	0	276.08
2018/02/15	MORNING STAR	FIERCE ALLEGIANCE	8	107.05
2018/02/16	MAR-GUN	ARGOSY	10	67.55
2018/02/16	MAR-GUN	ARGOSY	0	2.86
2018/02/16	OCEAN LEADER	AMERICAN BEAUTY	3	144.71
2018/02/16	OCEAN LEADER	AMERICAN BEAUTY	0	1.50
2018/02/16	OCEANIC	AMERICAN BEAUTY	0	6.51
2018/02/17	MAJESTY	GOLDEN PISCES	1	111.41
2018/02/18	CAPE KIWANDA	TRAVELER	1	55.43
2018/02/19	OCEANIC	AMERICAN BEAUTY	0	209.49
2018/02/19	DEFENDER	DEFENDER-2	25	901.66
2018/02/20	MORNING STAR	FIERCE ALLEGIANCE	3	40.14
2018/02/20	PACIFIC PRINCE	CAITLIN ANN	6	281.46
2018/02/21	ALYESKA	HALF MOON BAY	3	197.52
2018/02/22	OCEANIC	AMERICAN BEAUTY	0	141.96
2018/02/22	OCEANIC	AMERICAN BEAUTY	0	3.70
2018/02/22	PROVIDIAN	AMERICAN BEAUTY	0	92.13
2018/02/22	MAJESTY	GOLDEN PISCES	1	107.39
2018/02/22	OCEANIC	AMERICAN BEAUTY	1	0.00
2018/02/22	ALYESKA	PATRICIA L	2	264.04
2018/02/23	CAPE KIWANDA	TRAVELER	0	182.83
2018/02/23	PACIFIC PRINCE	NORDIC FURY	0	177.20
2018/02/25	DEFENDER	DEFENDER-2	1	898.55
2018/02/25	MORNING STAR	FIERCE ALLEGIANCE	29	388.05
2018/02/26	PACIFIC PRINCE	CAITLIN ANN	0	260.46
2018/02/28	MAJESTY	GOLDEN PISCES	0	110.06

DATE	TRANSFEROR	TRANSFeree	CHINOOK	POLLOCK (mt)
2018/02/28	NORTHERN RAM	SEADAWN	4	299.45
2018/03/01	PROVIDIAN	AMERICAN BEAUTY	0	249.90
2018/03/01	ALYESKA	AMERICAN EAGLE	3	218.08
2018/03/02	CAPE KIWANDA	TRAVELER	0	172.10
2018/03/03	PACIFIC PRINCE	NORDIC FURY	0	196.29
2018/03/04	MAJESTY	GOLDEN PISCES	0	114.83
2018/03/04	MAJESTY	VIKING EXPLORER	0	81.44
2018/03/04	DEFENDER	DEFENDER-2	7	886.60
2018/03/04	GOLD RUSH	MISS BERDIE	1	156.80
2018/03/05	MORNING STAR	FIERCE ALLEGIANCE	1	13.38
2018/03/05	DEFENDER-2	BERING DEFENDER	0	158.88
2018/03/05	PACIFIC PRINCE	CAITLIN ANN	3	293.47
2018/03/06	NORTHERN RAM	SEADAWN	2	298.38
2018/03/07	CAPE KIWANDA	TRAVELER	2	194.63
2018/03/07	GOLD RUSH	MISS BERDIE	0	188.10
2018/03/08	OCEAN EXPLORER	GOLDEN PISCES	0	120.06
2018/03/08	PACIFIC PRINCE	NORDIC FURY	0	191.14
2018/03/08	ALYESKA	OCEAN HOPE 3	0	180.85
2018/03/11	PACIFIC PRINCE	CAITLIN ANN	0	299.58
2018/03/12	NORTHERN RAM	SEADAWN	0	235.90
2018/03/12	NORTHERN RAM	SEADAWN	0	4.90
2018/03/12	CAPE KIWANDA	TRAVELER	0	186.02
2018/03/13	DEFENDER-2	BERING DEFENDER	2	639.40
2018/03/13	GOLD RUSH	MISS BERDIE	0	203.82
2018/03/14	DEFENDER	DEFENDER-2	1	911.73
2018/03/14	PACIFIC PRINCE	NORDIC FURY	0	194.40
2018/03/14	OCEAN EXPLORER	GOLDEN PISCES	0	111.52
2018/03/15	ARGOSY	ALSEA	0	84.57
2018/03/15	MAJESTY	SEEKER	0	0.66
2018/03/16	CAPE KIWANDA	TRAVELER	0	180.12
2018/03/16	PACIFIC PRINCE	CAITLIN ANN	3	296.55
2018/03/16	ALYESKA	STORM PETREL	3	242.85
2018/03/17	DEFENDER	DEFENDER-2	4	912.25
2018/03/17	GOLD RUSH	MISS BERDIE	2	202.95
2018/03/17	MESSIAH	ALASKA ROSE	0	79.41
2018/03/18	OCEAN EXPLORER	BRISTOL EXPLORER	2	336.37
2018/03/18	DEFENDER-2	BERING DEFENDER	2	657.74
2018/03/19	MORNING STAR	FIERCE ALLEGIANCE	1	13.38

2018/03/19	OCEAN EXPLORER	GOLDEN PISCES	2	109.03
------------	----------------	---------------	---	--------

DATE	TRANSFEROR	TRANSFeree	CHINOOK	POLLOCK (mt)
2018/03/20	MAJESTY	SEEKER	5	157.96
2018/03/20	PACIFIC PRINCE	NORDIC FURY	0	196.52
2018/03/20	GOLD RUSH	MISS BERDIE	0	196.42
2018/03/21	DEFENDER	DEFENDER-2	1	922.60
2018/03/21	CAPE KIWANDA	TRAVELER	1	182.54
2018/03/21	MESSIAH	ALASKA ROSE	0	355.38
2018/03/22	OCEAN EXPLORER	BRISTOL EXPLORER	3	383.50
2018/03/22	PACIFIC PRINCE	CAITLIN ANN	1	287.28
2018/03/23	MORNING STAR	FIERCE ALLEGIANCE	3	199.49
2018/03/23	DEFENDER-2	BERING DEFENDER	4	625.20
2018/03/23	ALYESKA	HALF MOON BAY	1	206.15
2018/03/24	AURIGA	AURORA	0	4.68
2018/03/24	OCEAN EXPLORER	GOLDEN PISCES	0	127.68
2018/03/24	GOLD RUSH	MISS BERDIE	1	183.83
2018/03/24	GOLD RUSH	MISS BERDIE	0	11.70
2018/03/24	PROGRESS	MISS BERDIE	0	12.84
2018/03/25	MAJESTY	SEEKER	1	165.45
2018/03/25	PREDATOR	PERSEVERANCE	0	29.22
2018/03/25	MAJESTY	PACIFIC RAM	1	93.23
2018/03/25	DEFENDER	DEFENDER-2	9	906.29
2018/03/25	MESSIAH	SEA WOLF	0	193.44
2018/03/25	MESSIAH	SEA WOLF	0	1.23
2018/03/26	CAPE KIWANDA	TRAVELER	2	182.11
2018/03/26	PACIFIC PRINCE	CAITLIN ANN	1	300.98
2018/03/26	MORNING STAR	FIERCE ALLEGIANCE	2	408.83
2018/03/26	DEFENDER-2	ALASKAN DEFENDER	0	191.05
2018/03/26	MESSIAH	DESTINATION	0	89.45
2018/03/26	MESSIAH	DESTINATION	0	0.44
2018/03/27	AURIGA	AURORA	1	598.79
2018/03/27	DEFENDER-2	BERING DEFENDER	1	457.99
2018/03/27	NORTHERN DEFENDER	BERING DEFENDER	0	183.66
2018/03/27	OCEAN EXPLORER	BRISTOL EXPLORER	0	349.97
2018/03/27	MESSIAH	BERING ROSE	0	91.88
2018/03/27	MESSIAH	GREAT PACIFIC	0	135.60
2018/03/27	MESSIAH	ALASKA ROSE	0	319.38
2018/03/28	MORNING STAR	FIERCE ALLEGIANCE	3	207.08
2018/03/28	OCEAN EXPLORER	GOLDEN PISCES	0	110.94
2018/03/28	MAJESTY	PACIFIC RAM	0	100.18

2018/03/28	PREDATOR	PERSEVERANCE	1	102.53
------------	----------	--------------	---	--------

DATE	TRANSFEROR	TRANSFeree	CHINOOK	POLLOCK (mt)
2018/03/28	MAJESTY	SEEKER	0	162.23
2018/03/28	PREDATOR	PERSEVERANCE	0	0.00
2018/03/29	DESTINATION	MESSIAH	0	0.02
2018/03/29	DESTINATION	MESSIAH	0	0.07
2018/03/29	AURIGA	AURORA	1	590.69
2018/03/29	OCEAN EXPLORER	GOLDEN PISCES	0	0.02
2018/03/29	PROGRESS	MISS BERDIE	1	201.74
2018/03/29	MESSIAH	BERING ROSE	0	367.37
2018/03/30	PACIFIC PRINCE	CAITLIN ANN	4	289.61
2018/03/30	DEFENDER	DEFENDER-2	10	291.00
2018/03/30	DEFENDER	DEFENDER-2	0	95.59
2018/03/30	ARCTIC EXPLORER	TRAVELER	0	21.42
2018/03/30	ARCTIC EXPLORER	TRAVELER	0	0.30
2018/03/30	CAPE KIWANDA	TRAVELER	0	63.85
2018/03/30	CAPE KIWANDA	TRAVELER	0	14.47
2018/03/30	OCEAN EXPLORER	TRAVELER	0	69.06
2018/03/30	MESSIAH	GREAT PACIFIC	0	217.44
2018/03/31	NORTHERN DEFENDER	ALASKAN DEFENDER	1	491.28
2018/03/31	OCEAN EXPLORER	BRISTOL EXPLORER	2	346.21
2018/03/31	PEGGY JO	ARCTIC WIND	0	95.15
2018/04/01	AURIGA	AURORA	5	574.10
2018/04/01	NORTHERN RAM	PACIFIC RAM	0	3.72
2018/04/01	MAJESTY	PACIFIC RAM	0	93.70
2018/04/01	PACIFIC PRINCE	CAITLIN ANN	1	262.46
2018/04/01	MESSIAH	BERING ROSE	0	0.02
2018/04/01	MESSIAH	BERING ROSE	0	0.07
2018/04/01	MESSIAH	BERING ROSE	0	53.25
2018/04/01	MESSIAH	BERING ROSE	0	19.69
2018/04/01	VANGUARD	BERING ROSE	0	149.99
2018/04/01	VANGUARD	BERING ROSE	0	1.55
2018/04/01	WESTERN DAWN	BERING ROSE	0	136.68
2018/04/01	WESTERN DAWN	BERING ROSE	0	4.54
2018/04/01	ALYESKA	GOLD RUSH	0	145.23
2018/04/02	PACIFIC PRINCE	NORDIC FURY	0	189.42
2018/04/02	PROGRESS	MISS BERDIE	0	193.49
2018/04/02	ALYESKA	HICKORY WIND	1	163.57
2018/04/03	OCEAN EXPLORER	TRAVELER	6	174.68

DATE	TRANSFEROR	TRANSFeree	CHINOOK	POLLOCK (mt)
2018/04/03	PEGGY JO	ARCTIC WIND	7	201.49
2018/04/03	OCEAN EXPLORER	BRISTOL EXPLORER	1	340.05
2018/04/04	WESTERN DAWN	VANGUARD	0	38.71
2018/04/04	MAJESTY	PACIFIC RAM	2	100.72
2018/04/04	ALYESKA	GOLD RUSH	1	154.50
2018/04/04	COLUMBIA	PACIFIC RAM	0	0.14
2018/04/05	ARCTIC RAM	LISA MELINDA	0	24.66
2018/04/05	PACIFIC PRINCE	CAITLIN ANN	0	104.54
2018/04/05	PROGRESS	MISS BERDIE	0	180.98
2018/04/06	ARCTIC RAM	LISA MELINDA	1	136.04
2018/04/06	COLUMBIA	PACIFIC RAM	0	134.14
2018/04/07	MARK I	TRAVELER	1	119.88
2018/04/07	MARK I	TRAVELER	0	1.24
2018/04/07	MARGARET LYN	TRAVELER	1	54.14
2018/04/07	PEGGY JO	ARCTIC WIND	1	240.54
2018/04/07	PACIFIC PRINCE	CHELSEA K	0	800.80
2018/04/08	OCEAN EXPLORER	PACIFIC EXPLORER	1	199.29
2018/04/08	ARCTIC RAM	LISA MELINDA	6	127.22
2018/04/08	ARCTIC RAM	LISA MELINDA	0	0.21
2018/04/08	COLUMBIA	PACIFIC RAM	2	133.62
2018/04/08	PACIFIC PRINCE	CAITLIN ANN	10	281.74
2018/04/08	PROGRESS	MISS BERDIE	0	194.12
2018/04/09	PREDATOR	PERSEVERANCE	0	89.44
2018/04/09	MARCY J	PEGASUS	5	72.88
2018/04/09	MARCY J	PEGASUS	0	0.28
2018/04/09	WESTWARD I	CHELSEA K	0	5.37
2018/04/09	WESTWARD I	CHELSEA K	0	519.09
2018/04/09	VIKING	CHELSEA K	0	275.79
2018/04/09	VIKING	CHELSEA K	0	3.08
2018/04/09	PACIFIC PRINCE	CHELSEA K	0	22.30
2018/04/10	PREDATOR	PERSEVERANCE	1	101.15
2018/04/10	COLUMBIA	MAJESTY	1	96.77
2018/04/10	ARCTIC RAM	LISA MELINDA	0	124.95
2018/04/10	PACIFIC PRINCE	WESTWARD I	23	300.57
2018/04/10	WESTWARD I	CAITLIN ANN	0	29.86
2018/04/10	WESTWARD I	CAITLIN ANN	0	0.31
2018/04/10	PACIFIC PRINCE	CAITLIN ANN	0	6.84
2018/04/10	PACIFIC PRINCE	CAITLIN ANN	0	222.60
2018/04/10	PEGGY JO	ARCTIC WIND	3	261.21
2018/04/11	PACIFIC PRINCE	VIKING	3	329.91

DATE	TRANSFEROR	TRANSFeree	CHINOOK	POLLOCK (mt)
2018/04/11	OCEAN EXPLORER	PACIFIC EXPLORER	9	289.57
2018/04/11	MARCY J	PEGASUS	1	132.73
2018/04/11	ALYESKA	HALF MOON BAY	0	173.80
2018/04/12	ARCTIC RAM	LISA MELINDA	3	136.15
2018/04/13	COLUMBIA	MAJESTY	2	66.32
2018/04/13	COLUMBIA	MAJESTY	0	6.81
2018/04/13	ARCTURUS	MAJESTY	1	85.63
2018/04/13	MARCY J	PEGASUS	0	136.33
2018/04/13	PREDATOR	PERSEVERANCE	1	119.54
2018/04/13	ALYESKA	HICKORY WIND	0	62.43
2018/04/14	OCEAN EXPLORER	PACIFIC EXPLORER	0	270.25
2018/04/14	OCEAN EXPLORER	PACIFIC EXPLORER	0	24.52
2018/04/14	ARCTIC RAM	RAVEN	0	8.12
2018/04/14	ARCTIC RAM	ROYAL ATLANTIC	0	2.77
2018/04/14	ALYESKA	HALF MOON BAY	6	97.07
2018/04/15	PREDATOR	PERSEVERANCE	3	80.60
2018/04/15	PREDATOR	PERSEVERANCE	0	5.40
2018/04/15	ARCTIC RAM	PERSEVERANCE	0	4.54
2018/04/15	MARCY J	LISA MELINDA	0	11.56
2018/04/15	MARCY J	LISA MELINDA	0	4.94
2018/04/15	ARCTIC RAM	LISA MELINDA	0	21.69
2018/04/15	ARCTIC RAM	LISA MELINDA	0	0.73
2018/04/15	ARCTURUS	LISA MELINDA	0	73.12
2018/04/15	ALYESKA	SUNSET BAY	0	185.41
2018/04/16	MARCY J	PEGASUS	0	123.97
2018/06/02	PROGRESS	HALF MOON BAY	6	166.91
2018/06/03	ALYESKA	GOLD RUSH	1	151.90
2018/06/03	ALYESKA	SUNSET BAY	3	158.20
2018/06/04	PROGRESS	OCEAN HOPE 3	2	171.65
2018/06/04	PROGRESS	HICKORY WIND	1	123.71
2018/06/05	ALYESKA	GOLD RUSH	9	150.13
2018/06/05	ANITA J	HALF MOON BAY	7	190.54
2018/06/07	PROGRESS	OCEAN HOPE 3	3	182.54
2018/06/08	ALYESKA	GOLD RUSH	6	168.44
2018/06/08	ANITA J	HALF MOON BAY	2	193.03
2018/06/09	ANITA J	SUNSET BAY	10	178.53
2018/06/09	PROVIDIAN	ELIZABETH F	0	1.36

DATE	TRANSFEROR	TRANSFeree	CHINOOK	POLLOCK (mt)
2018/06/09	RAVEN	GOLDEN PISCES	46	0.00
2018/06/10	PROGRESS	STORM PETREL	4	251.19
2018/06/11	MARGARET LYN	TRAVELER	0	35.99
2018/06/11	PROGRESS	PATRICIA L	4	243.88
2018/06/11	ALYESKA	HALF MOON BAY	3	188.30
2018/06/12	ALYESKA	GOLD RUSH	2	145.57
2018/06/12	MISS BERDIE	GOLD RUSH	0	1,143.62
2018/06/12	MISS BERDIE	PROGRESS	0	783.16
2018/06/14	PROGRESS	STORM PETREL	2	236.17
2018/06/15	PROGRESS	SUNSET BAY	0	111.49
2018/06/16	MARK I	TRAVELER	1	123.87
2018/06/16	OCEAN LEADER	AMERICAN BEAUTY	1	79.89
2018/06/18	DEFENDER	DEFENDER-2	16	791.27
2018/06/18	PROGRESS	COMMODORE	4	188.05
2018/06/19	OCEANIC	AMERICAN BEAUTY	8	201.63
2018/06/19	OCEANIC	AMERICAN BEAUTY	1	0.00
2018/06/20	MORNING STAR	FIERCE ALLEGIANCE	4	83.46
2018/06/20	ALYESKA	SUNSET BAY	3	180.01
2018/06/21	MARGARET LYN	TRAVELER	1	74.75
2018/06/21	MARGARET LYN	TRAVELER	0	1.14
2018/06/21	MARGARET LYN	TRAVELER	0	37.41
2018/06/21	MARK I	TRAVELER	0	22.64
2018/06/21	MARK I	TRAVELER	0	1.51
2018/06/21	CAPE KIWANDA	TRAVELER	1	65.15
2018/06/21	OCEAN LEADER	AMERICAN BEAUTY	0	86.59
2018/06/21	PROGRESS	AMERICAN EAGLE	1	215.13
2018/06/22	ANITA J	COLLIER BROTHERS	0	16.63
2018/06/23	DEFENDER	DEFENDER-2	17	624.66
2018/06/23	PROGRESS	HICKORY WIND	0	163.03
2018/06/24	CAPE KIWANDA	TRAVELER	9	181.69
2018/06/24	MORNING STAR	FIERCE ALLEGIANCE	8	166.92
2018/06/24	ANITA J	OCEAN HOPE 3	0	147.42
2018/06/25	PROGRESS	SUNSET BAY	1	186.43
2018/06/25	ALYESKA	STORM PETREL	2	245.58
2018/06/26	CAPE KIWANDA	TRAVELER	2	202.20
2018/06/27	MORNING STAR	FIERCE ALLEGIANCE	1	20.87
2018/06/27	ALYESKA	HICKORY WIND	0	170.85
2018/06/28	DEFENDER	DEFENDER-2	3	605.01
2018/06/29	CAPE KIWANDA	TRAVELER	3	176.73



2018/06/09	RAVEN	GOLDEN PISCES	1	163.56
------------	-------	---------------	---	--------

DATE	TRANSFEROR	TRANSFeree	CHINOOK	POLLOCK (mt)
2018/06/30	PROGRESS	PATRICIA L	0	149.78
2018/07/01	CAPE KIWANDA	TRAVELER	2	183.75
2018/07/01	DEFENDER	DEFENDER-2	6	881.84
2018/07/01	PROGRESS	AMERICAN EAGLE	0	230.80
2018/07/03	ALYESKA	PATRICIA L	3	253.40
2018/07/03	MORNING STAR	FIERCE ALLEGIANCE	0	286.49
2018/07/04	CAPE KIWANDA	TRAVELER	0	127.30
2018/07/05	PROGRESS	COMMODORE	1	192.07
2018/07/06	DEFENDER	DEFENDER-2	10	792.04
2018/07/07	CAPE KIWANDA	TRAVELER	6	184.79
2018/07/07	MORNING STAR	FIERCE ALLEGIANCE	1	20.87
2018/07/08	ALYESKA	COMMODORE	3	227.08
2018/07/09	PROGRESS	HICKORY WIND	4	166.50
2018/07/11	MORNING STAR	FIERCE ALLEGIANCE	0	414.85
2018/07/12	DEFENDER	DEFENDER-2	3	931.42
2018/07/12	CAPE KIWANDA	TRAVELER	0	190.83
2018/07/12	PROGRESS	HICKORY WIND	2	158.38
2018/07/14	ALYESKA	STORM PETREL	1	175.29
2018/07/15	CAPE KIWANDA	TRAVELER	1	123.10
2018/07/16	MORNING STAR	FIERCE ALLEGIANCE	1	83.54
2018/07/17	PROGRESS	COMMODORE	0	170.20
2018/07/19	ALYESKA	HALF MOON BAY	0	148.82
2018/07/20	DEFENDER	DEFENDER-2	2	915.34
2018/07/20	MORNING STAR	FIERCE ALLEGIANCE	1	80.14
2018/07/21	PROGRESS	STORM PETREL	4	250.37
2018/07/22	PACIFIC PRINCE	CAITLIN ANN	0	44.21
2018/07/22	ALYESKA	HICKORY WIND	2	146.29
2018/07/23	PACIFIC PRINCE	NORDIC FURY	0	201.42
2018/07/23	PROGRESS	OCEAN HOPE 3	0	86.92
2018/07/25	DEFENDER	DEFENDER-2	0	879.51
2018/07/25	MORNING STAR	FIERCE ALLEGIANCE	0	79.26
2018/07/25	ANITA J	STORM PETREL	0	68.04
2018/07/26	ANITA J	AMERICAN EAGLE	0	68.04
2018/07/27	OCEAN LEADER	AMERICAN BEAUTY	0	10.39
2018/07/27	OCEAN LEADER	AMERICAN BEAUTY	0	1.83
2018/07/27	OCEANIC	AMERICAN BEAUTY	0	210.92
2018/07/27	ANITA J	HALF MOON BAY	0	90.72
2018/07/27	ANITA J	HICKORY WIND	0	147.42
2018/07/28	SEADAWN	ALSEA	0	328.46

DATE	TRANSFEROR	TRANSFeree	CHINOOK	POLLOCK (mt)
2018/07/28	PACIFIC PRINCE	NORDIC FURY	0	190.43
2018/07/28	PACIFIC PRINCE	CAITLIN ANN	1	293.87
2018/07/28	PROGRESS	OCEAN HOPE 3	0	183.43
2018/07/29	ALYESKA	COMMODORE	1	206.88
2018/07/29	ALYESKA	STORM PETREL	0	232.16
2018/07/30	OCEANIC	AMERICAN BEAUTY	1	0.00
2018/07/30	OCEANIC	AMERICAN BEAUTY	0	24.95
2018/07/30	OCEANIC	AMERICAN BEAUTY	0	4.52
2018/07/30	PROVIDIAN	AMERICAN BEAUTY	1	163.27
2018/07/30	NORTHERN RAM	NORDIC STAR	0	59.60
2018/07/30	DEFENDER	DEFENDER-2	0	902.32
2018/07/31	OCEAN EXPLORER	BRISTOL EXPLORER	0	140.73
2018/07/31	MORNING STAR	FIERCE ALLEGIANCE	0	226.80
2018/07/31	PROGRESS	HICKORY WIND	0	30.16
2018/07/31	PROGRESS	HICKORY WIND	0	127.06
2018/07/31	ANITA J	PATRICIA L	0	68.04
2018/07/31	ANITA J	SUNSET BAY	0	90.72
2018/08/01	PROGRESS	OCEAN HOPE 3	1	99.51
2018/08/01	PROGRESS	OCEAN HOPE 3	0	3.79
2018/08/01	PROVIDIAN	AMERICAN BEAUTY	0	212.97
2018/08/01	ANITA J	GOLD RUSH	0	147.42
2018/08/02	ANITA J	COMMODORE	0	68.04
2018/08/03	PACIFIC PRINCE	NORDIC FURY	0	199.35
2018/08/03	PACIFIC PRINCE	CAITLIN ANN	0	289.87
2018/08/04	PACIFIC RAM	BRISTOL EXPLORER	0	342.76
2018/08/04	PROVIDIAN	AMERICAN BEAUTY	2	187.40
2018/08/04	PROGRESS	HICKORY WIND	4	0.00
2018/08/04	PROGRESS	HICKORY WIND	0	186.90
2018/08/04	MORNING STAR	FIERCE ALLEGIANCE	1	169.89
2018/08/04	MORNING STAR	FIERCE ALLEGIANCE	0	17.75
2018/08/04	MORNING STAR	FIERCE ALLEGIANCE	0	35.07
2018/08/04	ALYESKA	SUNSET BAY	3	195.25
2018/08/05	PACIFIC RAM	PACIFIC EXPLORER	0	244.05
2018/08/05	PROGRESS	OCEAN HOPE 3	0	127.76
2018/08/05	PROGRESS	OCEAN HOPE 3	2	0.00
2018/08/06	DEFENDER	DEFENDER-2	35	906.31
2018/08/07	PACIFIC RAM	BRISTOL EXPLORER	0	73.47
2018/08/07	PACIFIC RAM	BRISTOL EXPLORER	0	6.83
2018/08/07	LISA MELINDA	BRISTOL EXPLORER	2	358.49

2018/08/07	PACIFIC PRINCE	CAITLIN ANN	2	187.27
------------	----------------	-------------	---	--------

DATE	TRANSFEROR	TRANSFeree	CHINOOK	POLLOCK (mt)
2018/08/08	LISA MELINDA	PACIFIC EXPLORER	0	106.57
2018/08/08	OCEAN EXPLORER	PACIFIC EXPLORER	0	201.60
2018/08/08	PROVIDIAN	AMERICAN BEAUTY	2	240.81
2018/08/08	PACIFIC PRINCE	NORDIC FURY	0	211.68
2018/08/10	PROGRESS	COMMODORE	0	214.55
2018/08/11	DEFENDER	DEFENDER-2	6	669.60
2018/08/11	OCEAN EXPLORER	BRISTOL EXPLORER	3	352.61
2018/08/11	PACIFIC PRINCE	NORDIC FURY	0	197.96
2018/08/11	PACIFIC PRINCE	CAITLIN ANN	1	245.20
2018/08/11	AURORA	AURIGA	3	610.78
2018/08/12	OCEAN EXPLORER	PACIFIC EXPLORER	2	291.67
2018/08/13	PROVIDIAN	AMERICAN BEAUTY	2	222.26
2018/08/13	ALYESKA	GOLD RUSH	0	165.38
2018/08/13	PROGRESS	HICKORY WIND	0	125.00
2018/08/14	LISA MELINDA	ROYAL ATLANTIC	0	4.08
2018/08/15	OCEAN EXPLORER	BRISTOL EXPLORER	5	372.34
2018/08/15	ALYESKA	STORM PETREL	0	245.78
2018/08/15	STARWARD	STARLITE	0	5.49
2018/08/15	MESSIAH	DESTINATION	0	130.69
2018/08/15	PACIFIC PRINCE	VIKING	0	20.14
2018/08/15	PACIFIC PRINCE	NORDIC FURY	1	192.53
2018/08/16	OCEAN EXPLORER	PACIFIC EXPLORER	1	312.89
2018/08/16	PROVIDIAN	AMERICAN BEAUTY	9	213.43
2018/08/16	PROVIDIAN	AMERICAN BEAUTY	0	12.82
2018/08/16	PROVIDIAN	AMERICAN BEAUTY	0	40.36
2018/08/16	PACIFIC CHALLENGER	AMERICAN BEAUTY	0	13.07
2018/08/16	OCEAN EXPLORER	ARCTIC EXPLORER	0	79.72
2018/08/16	PROGRESS	HICKORY WIND	0	127.11
2018/08/16	PROGRESS	HICKORY WIND	0	5.49
2018/08/16	DEFENDER-2	BERING DEFENDER	0	124.14
2018/08/16	PACIFIC PRINCE	CAITLIN ANN	5	290.24
2018/08/17	SEEKER	ROYAL ATLANTIC	4	233.84
2018/08/17	OCEAN EXPLORER	TRAVELER	1	183.14
2018/08/18	OCEAN EXPLORER	BRISTOL EXPLORER	0	395.07
2018/08/19	OCEAN EXPLORER	ARCTIC EXPLORER	4	211.64
2018/08/19	DEFENDER	DEFENDER-2	1	865.57
2018/08/19	MESSIAH	DESTINATION	0	462.68
2018/08/19	PACIFIC PRINCE	CAITLIN ANN	0	34.76
2018/08/20	PACIFIC PRINCE	NORDIC FURY	1	187.18
2018/08/20	PROGRESS	STORM PETREL	0	243.32

DATE	TRANSFEROR	TRANSFeree	CHINOOK	POLLOCK (mt)
2018/08/20	PROGRESS	STORM PETREL	1	0.00
2018/08/20	PACIFIC PRINCE	CAITLIN ANN	0	255.43
2018/08/20	AURORA	AURIGA	1	589.94
2018/08/20	MESSIAH	SEA WOLF	0	124.69
2018/08/21	LISA MELINDA	ROYAL ATLANTIC	1	238.63
2018/08/21	LISA MELINDA	MARCY J	0	3.42
2018/08/21	LISA MELINDA	MARCY J	0	7.35
2018/08/21	SEEKER	MARCY J	1	37.67
2018/08/21	CAPE KIWANDA	TRAVELER	0	182.40
2018/08/21	ALYESKA	COMMODORE	2	204.21
2018/08/22	OCEAN EXPLORER	BRISTOL EXPLORER	6	359.61
2018/08/22	RAVEN	DEFENDER-2	5	391.76
2018/08/22	ALYESKA	HALF MOON BAY	2	184.71
2018/08/22	AURORA	AURIGA	3	567.53
2018/08/22	PACIFIC PRINCE	CAITLIN ANN	7	260.08
2018/08/23	NORTHERN DEFENDER	ALASKAN DEFENDER	8	530.50
2018/08/23	PACIFIC PRINCE	NORDIC FURY	1	196.39
2018/08/23	DEFENDER-2	BERING DEFENDER	5	640.38
2018/08/23	OCEAN EXPLORER	ARCTIC EXPLORER	0	294.96
2018/08/23	MESSIAH	GREAT PACIFIC	0	87.27
2018/08/23	MESSIAH	ALASKA ROSE	0	230.10
2018/08/24	ALYESKA	ROYAL ATLANTIC	2	232.60
2018/08/24	MESSIAH	DESTINATION	0	508.17
2018/08/25	PACIFIC PRINCE	VIKING	3	344.38
2018/08/25	STARWARD	STARFISH	0	26.19
2018/08/25	MARGARET LYN	TRAVELER	0	0.43
2018/08/25	MARK I	TRAVELER	0	0.56
2018/08/25	CAPE KIWANDA	TRAVELER	0	92.72
2018/08/25	CAPE KIWANDA	TRAVELER	0	17.69
2018/08/25	CAPE KIWANDA	TRAVELER	0	6.59
2018/08/25	BRISTOL EXPLORER	TRAVELER	0	22.01
2018/08/25	PACIFIC EXPLORER	TRAVELER	0	18.88
2018/08/25	OCEAN EXPLORER	TRAVELER	0	13.52
2018/08/26	NORTHWEST EXPLORER	BRISTOL EXPLORER	0	16.40
2018/08/26	NORTHWEST EXPLORER	BRISTOL EXPLORER	0	5.59
2018/08/26	NORTHWEST EXPLORER	BRISTOL EXPLORER	0	1.15
2018/08/26	NORTHWEST EXPLORER	BRISTOL EXPLORER	0	111.36
2018/08/26	OCEAN EXPLORER	BRISTOL EXPLORER	0	226.46
2018/08/26	PACIFIC PRINCE	CAITLIN ANN	0	4.56
2018/08/26	MESSIAH	SEA WOLF	0	332.29

DATE	TRANSFEROR	TRANSFeree	CHINOOK	POLLOCK (mt)
2018/08/26	MESSIAH	BERING ROSE	0	10.00
2018/08/27	OCEAN EXPLORER	ROYAL AMERICAN	1	260.45
2018/08/27	PACIFIC PRINCE	WESTWARD I	0	1.78
2018/08/28	DEFENDER	DEFENDER-2	1	669.42
2018/08/28	NORTHERN DEFENDER	ALASKAN DEFENDER	0	435.49
2018/08/29	DEFENDER-2	BERING DEFENDER	0	644.09
2018/08/29	PACIFIC PRINCE	NORDIC FURY	3	183.48
2018/08/29	ALYESKA	AMERICAN EAGLE	1	153.02
2018/08/29	MESSIAH	SEA WOLF	0	353.24
2018/08/29	MAR-GUN	ARGOSY	0	1.30
2018/08/29	MAR-GUN	ARGOSY	6	338.47
2018/08/29	MAR-GUN	ARGOSY	0	3.50
2018/08/30	RAVEN	GOLDEN PISCES	2	98.03
2018/08/30	OCEAN EXPLORER	BRISTOL EXPLORER	1	357.87
2018/08/30	MESSIAH	DESTINATION	0	24.06
2018/08/30	MESSIAH	DESTINATION	0	88.30
2018/08/30	MESSIAH	DESTINATION	0	8.97
2018/08/30	WESTERN DAWN	DESTINATION	0	353.16
2018/08/31	PACIFIC PRINCE	VIKING	14	322.76
2018/08/31	PACIFIC PRINCE	CAITLIN ANN	0	260.48
2018/08/31	OCEAN EXPLORER	ROYAL AMERICAN	8	254.30
2018/08/31	WESTERN DAWN	BERING ROSE	0	344.64
2018/08/31	WESTERN DAWN	BERING ROSE	0	8.54
2018/09/01	NORTHERN RAM	SEADAWN	15	157.39
2018/09/01	DEFENDER-2	ALASKAN DEFENDER	0	191.07
2018/09/01	WESTERN DAWN	SEA WOLF	0	321.35
2018/09/02	PACIFIC PRINCE	WESTWARD I	18	296.31
2018/09/02	VANGUARD	BERING ROSE	0	1.90
2018/09/02	VANGUARD	BERING ROSE	0	183.32
2018/09/02	VANGUARD	BERING ROSE	0	29.39
2018/09/03	DEFENDER	DEFENDER-2	18	865.70
2018/09/03	DEFENDER	DEFENDER-2	0	65.66
2018/09/03	AURIGA	AURORA	0	1.08
2018/09/03	AURIGA	AURORA	0	7.19
2018/09/03	AURIGA	AURORA	0	411.95
2018/09/03	AURIGA	AURORA	0	4.26
2018/09/03	STARLITE	AURORA	0	11.58
2018/09/03	PACIFIC PRINCE	NORDIC FURY	4	211.02
2018/09/03	DEFENDER-2	BERING DEFENDER	7	634.64
2018/09/03	PROGRESS	PATRICIA L	0	148.03

DATE	TRANSFEROR	TRANSFeree	CHINOOK	POLLOCK (mt)
2018/09/03	PROGRESS	PATRICIA L	6	0.00
2018/09/04	RAVEN	GOLDEN PISCES	0	102.69
2018/09/05	OCEAN EXPLORER	BRISTOL EXPLORER	1	338.34
2018/09/05	OCEAN EXPLORER	ROYAL AMERICAN	1	257.91
2018/09/05	NORTHERN RAM	SEADAWN	0	293.89
2018/09/05	PACIFIC PRINCE	VIKING	2	356.34
2018/09/05	PACIFIC PRINCE	CAITLIN ANN	11	313.24
2018/09/06	PROGRESS	PATRICIA L	3	0.00
2018/09/06	PROGRESS	PATRICIA L	0	252.02
2018/09/06	PACIFIC PRINCE	WESTWARD I	2	302.87
2018/09/07	DEFENDER-2	BERING DEFENDER	4	666.43
2018/09/07	ALYESKA	AMERICAN EAGLE	1	205.65
2018/09/08	OCEAN EXPLORER	BRISTOL EXPLORER	6	272.01
2018/09/08	OCEAN EXPLORER	BRISTOL EXPLORER	0	53.52
2018/09/08	OCEAN EXPLORER	BRISTOL EXPLORER	0	19.27
2018/09/08	OCEAN EXPLORER	BRISTOL EXPLORER	0	19.94
2018/09/08	LISA MELINDA	BRISTOL EXPLORER	0	2.74
2018/09/08	PACIFIC RAM	BRISTOL EXPLORER	0	2.05
2018/09/08	NORTHERN RAM	SEADAWN	1	290.68
2018/09/08	ROYAL ATLANTIC	MAJESTY	0	16.37
2018/09/08	PACIFIC RAM	MAJESTY	0	0.50
2018/09/08	SEEKER	MAJESTY	0	48.09
2018/09/08	PROGRESS	PATRICIA L	0	12.67
2018/09/08	PROGRESS	PATRICIA L	0	12.65
2018/09/08	STORM PETREL	PATRICIA L	0	221.51
2018/09/08	ALSEA	ARGOSY	0	22.44
2018/09/08	STARWARD	ARGOSY	0	14.15
2018/09/08	STARWARD	ARGOSY	0	0.43
2018/09/08	STARWARD	ARGOSY	0	0.42
2018/09/08	STARWARD	ARGOSY	0	15.43
2018/09/08	PACIFIC PRINCE	NORDIC FURY	0	107.89
2018/09/09	PACIFIC PRINCE	VIKING	1	337.85
2018/09/09	PACIFIC PRINCE	CAITLIN ANN	3	225.79
2018/09/09	PACIFIC PRINCE	CAITLIN ANN	1	88.68
2018/09/10	ALYESKA	AMERICAN EAGLE	0	49.53
2018/09/10	ALYESKA	AMERICAN EAGLE	0	40.90
2018/09/10	ALYESKA	AMERICAN EAGLE	0	49.80
2018/09/10	ALYESKA	AMERICAN EAGLE	0	15.24
2018/09/11	RAVEN	GOLDEN PISCES	0	111.18

DATE	TRANSFEROR	TRANSFeree	CHINOOK	POLLOCK (mt)
2018/09/11	PEGASUS	DOMINATOR	1	189.15
2018/09/11	PEGASUS	MAJESTY	0	121.76
2018/09/11	RAVEN	MAJESTY	0	61.62
2018/09/11	PACIFIC PRINCE	WESTWARD I	1	286.73
2018/09/11	PEGASUS	DOMINATOR	0	0.14
2018/09/11	NORTHERN RAM	SEADAWN	0	217.44
2018/09/11	NORTHERN RAM	SEADAWN	0	3.93
2018/09/11	NORTHERN RAM	SEADAWN	0	10.54
2018/09/11	SEEKER	SEADAWN	0	87.93
2018/09/11	PACIFIC FURY	NORDIC FURY	1	0.00
2018/09/11	PACIFIC FURY	NORDIC FURY	0	57.22
2018/09/12	DEFENDER-2	BERING DEFENDER	5	372.57
2018/09/12	DEFENDER-2	BERING DEFENDER	0	33.84
2018/09/12	DEFENDER-2	BERING DEFENDER	0	60.29
2018/09/12	DEFENDER-2	BERING DEFENDER	0	13.81
2018/09/12	DEFENDER	BERING DEFENDER	0	43.53
2018/09/12	DEFENDER	BERING DEFENDER	0	51.17
2018/09/12	PEGASUS	SOVEREIGNTY	1	287.00
2018/09/12	NORTHERN DEFENDER	BERING DEFENDER	0	0.79
2018/09/12	NORTHERN DEFENDER	BERING DEFENDER	0	0.49
2018/09/12	NORTHERN DEFENDER	BERING DEFENDER	0	39.46
2018/09/12	NORTHERN DEFENDER	BERING DEFENDER	0	0.62
2018/09/12	WESTERN DAWN	BERING DEFENDER	0	2.00
2018/09/12	WESTERN DAWN	BERING DEFENDER	0	22.08
2018/09/13	PEGASUS	NORTHERN PATRIOT	2	287.00
2018/09/13	PACIFIC PRINCE	VIKING	1	334.81
2018/09/13	RAVEN	GOLDEN PISCES	0	65.32
2018/09/13	PERSEVERANCE	GOLDEN PISCES	0	34.90
2018/09/14	PERSEVERANCE	SEADAWN	0	287.40
2018/09/14	SEEKER	MAJESTY	2	157.95
2018/09/14	PACIFIC FURY	NORDIC FURY	0	130.22
2018/09/14	PACIFIC FURY	NORDIC FURY	0	1.94
2018/09/14	PACIFIC FURY	NORDIC FURY	0	54.54
2018/09/14	PEGASUS	ARCTURUS	0	181.05
2018/09/14	PACIFIC PRINCE	CAITLIN ANN	1	314.10
2018/09/14	CHELSEA K	WESTWARD I	0	5.60
2018/09/14	CHELSEA K	WESTWARD I	0	154.78
2018/09/14	CHELSEA K	WESTWARD I	0	4.90
2018/09/15	PEGASUS	GLADIATOR	6	243.51
2018/09/15	ANITA J	OCEAN HOPE 3	0	98.76

DATE	TRANSFEROR	TRANSFeree	CHINOOK	POLLOCK (mt)
2018/09/16	PEGASUS	COLUMBIA	4	181.05
2018/09/16	PEGASUS	VIKING EXPLORER	0	149.05
2018/09/16	PEGASUS	VIKING EXPLORER	0	23.32
2018/09/16	PEGASUS	VIKING EXPLORER	0	8.69
2018/09/16	ANITA J	AMERICAN EAGLE	0	174.40
2018/09/16	PACIFIC PRINCE	WESTWARD I	0	101.23
2018/09/16	PACIFIC PRINCE	WESTWARD I	0	0.23
2018/09/16	PACIFIC PRINCE	WESTWARD I	0	4.90
2018/09/16	PACIFIC PRINCE	WESTWARD I	0	8.42
2018/09/17	SEEKER	ROYAL AMERICAN	1	114.50
2018/09/17	PERSEVERANCE	GOLDEN PISCES	0	99.95
2018/09/17	PEGASUS	ALDEBARAN	2	181.05
2018/09/17	PEGASUS	GOLDEN DAWN	0	253.47
2018/09/17	PEGASUS	PACIFIC VIKING	0	181.05
2018/09/17	ANITA J	HALF MOON BAY	0	164.14
2018/09/18	SEEKER	GLADIATOR	2	298.80
2018/09/18	RAVEN	MARCY J	3	132.96
2018/09/18	PACIFIC PRINCE	VIKING	2	332.84
2018/09/18	PACIFIC FURY	NORDIC FURY	0	100.41
2018/09/18	PACIFIC FURY	NORDIC FURY	0	0.72
2018/09/18	ANITA J	NORDIC FURY	0	95.74
2018/09/18	ANITA J	HICKORY WIND	0	168.83
2018/09/18	CHELSEA K	CAITLIN ANN	3	319.22
2018/09/19	ANITA J	OCEAN HOPE 3	0	154.84
2018/09/19	ANITA J	OCEAN HOPE 3	0	18.29
2018/09/19	ANITA J	OCEAN HOPE 3	0	9.85
2018/09/19	ANITA J	AMERICAN EAGLE	0	222.58
2018/09/19	RAVEN	EXCALIBUR II	1	122.42
2018/09/19	RAVEN	MARCY J	2	131.29
2018/09/19	PEGGY JO	ARCTIC WIND	1	226.27
2018/09/20	PERSEVERANCE	GOLDEN PISCES	5	128.32
2018/09/20	ANITA J	HALF MOON BAY	0	193.92
2018/09/20	PEGGY JO	ARCTIC WIND	4	247.90
2018/09/21	RAVEN	EXCALIBUR II	2	157.19
2018/09/21	SEEKER	SOVEREIGNTY	1	24.66
2018/09/21	RAVEN	ARCTIC RAM	3	158.71
2018/09/22	PERSEVERANCE	GOLDEN PISCES	3	109.36
2018/09/22	SEEKER	GOLDEN DAWN	8	130.70
2018/09/22	ANITA J	HICKORY WIND	0	179.62
2018/09/22	ANITA J	OCEAN HOPE 3	0	119.41



DATE	TRANSFEROR	TRANSFeree	CHINOOK	POLLOCK (mt)
2018/09/22	AMERICAN BEAUTY	PACIFIC CHALLENGER	0	1.62
2018/09/22	TOPAZ	PACIFIC CHALLENGER	0	19.53
2018/09/22	PEGGY JO	ARCTIC WIND	7	220.48
2018/09/23	RAVEN	MARCY J	3	142.23
2018/09/23	SEEKER	NORTHERN PATRIOT	2	64.78
2018/09/23	SEEKER	NORTHERN PATRIOT	0	12.40
2018/09/23	SEEKER	NORTHERN PATRIOT	2	0.00
2018/09/23	SEEKER	NORTHERN PATRIOT	0	4.62
2018/09/23	PREDATOR	NORTHERN PATRIOT	0	49.91
2018/09/23	RAVEN	EXCALIBUR II	7	152.60
2018/09/23	RAVEN	ARCTIC RAM	9	174.19
2018/09/23	PERSEVERANCE	GOLDEN PISCES	2	117.91
2018/09/23	ANITA J	HALF MOON BAY	0	6.81
2018/09/23	ANITA J	HALF MOON BAY	0	175.01
2018/09/23	STORM PETREL	HALF MOON BAY	0	19.77
2018/09/23	GOLD RUSH	AMERICAN EAGLE	0	23.16
2018/09/23	GOLD RUSH	AMERICAN EAGLE	0	5.33
2018/09/23	MISS BERDIE	AMERICAN EAGLE	0	7.51
2018/09/23	MISS BERDIE	AMERICAN EAGLE	0	23.67
2018/09/23	MISS BERDIE	AMERICAN EAGLE	0	20.17
2018/09/23	STORM PETREL	AMERICAN EAGLE	0	25.00
2018/09/23	STORM PETREL	AMERICAN EAGLE	0	0.56
2018/09/23	STORM PETREL	AMERICAN EAGLE	0	8.13
2018/09/23	STORM PETREL	AMERICAN EAGLE	0	0.56
2018/09/23	COMMODORE	AMERICAN EAGLE	0	108.03
2018/09/23	PEGGY JO	LESLIE LEE	5	96.10
2018/09/24	PREDATOR	VIKING EXPLORER	3	93.34
2018/09/24	RAVEN	ARCTIC RAM	2	62.90
2018/09/24	PERSEVERANCE	GOLDEN PISCES	4	112.18
2018/09/24	COMMODORE	SUNSET BAY	0	26.64
2018/09/24	COLLIER BROTHERS	COMMODORE	0	1.54
2018/09/24	PEGGY JO	ARCTIC WIND	1	241.58
2018/09/24	PEGGY JO	ARCTIC WIND	3	0.00
2018/09/25	COMMODORE	AMERICAN EAGLE	0	105.42
2018/09/26	RAVEN	ARCTIC RAM	0	179.24
2018/09/26	RAVEN	ARCTIC RAM	1	0.00
2018/09/26	PERSEVERANCE	GOLDEN PISCES	1	68.54
2018/09/26	PERSEVERANCE	GOLDEN PISCES	0	9.91
2018/09/26	PERSEVERANCE	GOLDEN PISCES	0	3.69
2018/09/26	PREDATOR	GOLDEN PISCES	0	13.73



## **Exhibit 1.**

### **Data Sharing Agreement.**

#### BERING SEA SALMON BYCATCH DATA SHARING AGREEMENT

This agreement is entered into by and among the parties to the Inshore Salmon Savings Incentive Plan Agreement, Mothership Salmon Savings Incentive Plan Agreement and the Chinook Salmon Bycatch Reduction Incentive Plan and Agreement (each, an “IPA” and collectively, the “IPAs”) as of \_\_\_\_\_, in consideration of the following facts:

A. The North Pacific Fishery Management Council and the National Marine Fisheries Service have approved and implemented a revised salmon bycatch management program for the Bering Sea pollock fishery that includes annual bycatch limits for Chinook salmon and incentive plan agreements designed to minimize Chinook and chum salmon bycatch at all levels of salmon and pollock abundance;

B. The inshore, mothership and catcher-processor sectors of the Bering Sea pollock fishery and the western Alaska Community Development Quota groups have developed three different Chinook and chum salmon incentive plan agreements with different components that reflect the different fishing areas and methods employed by the sectors, although each agreement includes some form of incentive based on the identification of bycatch avoidance areas;

C. Under the revised Bering Sea salmon PSC management regulations, each IPA is required to have its vessels enter into a fishery-wide in-season data sharing agreement (per 50 C.F.R. § 679.21 (f)(12)(iii)(E)(10));

Now, therefore, the parties to the three Bering Sea salmon bycatch IPAs agree as follows:

1. Release of Confidential Data. Each IPA vessel’s VMS tracking data, State and Federal landing reports and observer data shall be released to Sea State, Inc. (“Sea State”) as soon as commercially practicable.

2. Data Use and Distribution. SeaState may use all IPA vessel VMS tracking data, landing reports and observer data it receives under this Agreement to implement the provisions of each IPA, but shall not release such data, or calculations made from such data, except as provided in Sections 2.1 through 2.3, below.

2.1 Sea State may release summaries of pollock catch, Chinook and chum bycatch and Chinook and chum bycatch rates to IPA participants to assist them in avoiding Chinook and chum salmon bycatch.

2.2 Sea State may release VMS tracking data from relatively high-bycatch hauls, defined as the top twenty-five percent (25%) of hauls or trips exceeding a specific base rate in a given week, by distributing them directly to IPA participants, and/or making them available on a password-protected web site with access limited to IPA participants.

2.3 Sea State may release weekly Chinook and chum salmon bycatch avoidance area maps, by distributing them to all IPA participants, and/or by making them available on a password-protected web site with access limited to IPA participants.

3. Indemnification. Any and all claims against Sea State arising out of or relating to services in connection with this Agreement, other than those arising out of gross negligence or willful misconduct, are hereby waived and released. Further, the IPA participants shall jointly and severally indemnify, defend and hold Sea State harmless against any third party claims asserted against Sea State arising out of or relating to services in connection with this Agreement, other than those arising out of gross negligence or willful misconduct by Sea State.

4. Term and Termination. This Agreement shall take effect as of its execution by the authorized representatives of the parties to each of the IPAs. This Agreement shall remain in effect as long as two or more IPAs are in effect.