

Eric A. Olson  
Chairman  
Chris Oliver  
Executive Director

605 W 4th, Ste 306  
Anchorage, AK 99501  
(907) 271-2809  
(907) 271-2817

[www.alaskafisheries.noaa.gov/npfmc](http://www.alaskafisheries.noaa.gov/npfmc)



# News & Notes

North Pacific Fishery Management Council

December 2010



## So Long to Sue

During this meeting the Council held a recognition ceremony for Sue Salvesson, who will be retiring from NMFS after 30 years of service. During that ceremony the Council awarded Sue the Bob Mace Distinguished Service Award, its highest honor, which is only occasionally awarded to an individual that exemplifies the dedication, professionalism, and conservation ethic necessary to make the fisheries off Alaska the best managed in the world. We all know how important Sue has been to the fisheries management process, and we will miss her dearly.

Thank you Sue, and congratulations on a job so well done!



## GOA Chinook Bycatch

The Council identified concerns about Chinook bycatch taken incidentally in the GOA groundfish fisheries, and initiated two analyses to implement short-term and long-term salmon bycatch control measures. In the short-term, focused measures for expedited review and rulemaking have been initiated for the GOA pollock fishery. A longer-term amendment package will address comprehensive salmon bycatch management in the GOA trawl fisheries. The detailed motion is available on the Council website, however a summary of the alternatives is as follows:

### Expedited western/CGOA pollock fishery analysis

Alternative 1: Status quo

Alternative 2: Establish a Chinook salmon PSC limit for the directed pollock fishery (hard cap, by regulatory area) and increase observer coverage on under 60 foot vessels

Alternative 3: Require membership in a mandatory salmon bycatch control cooperative in order to fish in the directed pollock fishery

### Regular track analysis

Alternative 1: Status quo

Alternative 2: Establish a Chinook salmon PSC limit for the non-pollock trawl fisheries (hard cap, may be apportioned by area and/or directed fishery)

Alternative 3: Require membership in a mandatory salmon bycatch control cooperative in order to fish in all western/central GOA trawl fisheries

Alternative 4: Require full retention of all salmon in all western/central GOA trawl fisheries (includes an option to require electronic monitoring or observers to monitor for discards)

The range of PSC limits to be analyzed for the directed pollock fishery includes 15,000, 22,500, or 30,000 fish, applied to the western/central GOA fisheries as a whole. These limits would be apportioned among regulatory areas proportional to the distribution of either pollock TAC, historic average bycatch of Chinook, or historic average bycatch rate of Chinook. In order to reduce the uncertainty associated with bycatch estimates, expanded observer coverage could be required for under 60 foot vessels as an interim measure, until the observer program restructuring amendment is implemented. For the non-pollock fisheries, the PSC limit range to be analyzed is 5,000, 7,500, or 10,000 fish.

The Council specified a number of conditions for the mandatory bycatch cooperative, including contractual requirements for full retention of salmon, bycatch control measures, salmon hotspot reporting, and monitoring of individual vessel bycatch performance. The cooperative would provide annual reports to the Council. Staff was asked to explore a number of options with respect to the mandatory cooperative, including issues with respect to thresholds for cooperative membership and appropriate contract elements and reporting requirements.

Additionally, for the longer term analysis, the Council requested staff discuss several other issues, including: bycatch rate data by fishery and season, correlations between bycatch rate and time of day, flexibility to adjust pollock season dates, pollock trip limits, salmon excluder deployment in the GOA, impacts on subsistence users, and a discussion of the benefits of developing cooperative management structure for the GOA pollock fisheries. Staff contact is Diana Evans.

## Pribilof Island Blue King Crab Rebuilding

The Council took initial review of the draft environmental assessment for the Pribilof Blue King Crab (PIBKC) Rebuilding Plan EA/RIR/IRFA. This analysis evaluates five proposed alternative rebuilding measures for the Pribilof Islands blue king crab (*Paralithodes platypus*) stock. The Pribilof Islands blue king crab stock remains overfished and the current rebuilding plan has not achieved adequate progress towards rebuilding the stock by 2014. Four of the alternatives are different non-triggered closure configurations to restrict groundfish fisheries in the areas of the stock distribution. The fifth alternative considers trigger caps and associated area closures in groundfish fisheries which have contributed to PIBKC bycatch since 2003. The impacts of these alternatives on rebuilding the Pribilof Island blue king crab stock as well as the environmental and social/economic impacts of these measures are considered in this analysis. Analysis of the impacts of these closure configurations on the rebuilding potential for the PIBKC stock shows limited effect on rebuilding between the ranges of alternative closures.

The Council moved the document forward for public review following staff addressing the SSC comments as well as the following items:

1. Add an additional closure configuration to Alternative 4C and Alternative 5e based on considerations of both recent bycatch as well as survey distribution.
2. Add additional cap options of 75% of ABC and 90% of ABC
3. Exempt fisheries from any closures which have less than the following 2 options for amount of annual bycatch between 2003-2010:  
Option a. < 5% of the ABC  
Option b. < 10% of the ABC
4. Express cap in numbers of crab as well as weight
5. Express tables of bycatch in numbers of crab as well as weight

The revised analysis will be available and posted on the Council's website in early March. Final action is scheduled for April 2011. Staff contact is Diana Stram.

## BSAI Crab

At its December 2010 meeting, the Council considered three agenda items concerning the crab rationalization program. The Council received a **five year review** of the program. On reviewing the report, the Council concluded that many aspects of the program are working well. Participants have adapted to the complexity of the program and that safety goals continue to be achieved under the program. Despite these successes, the Council acknowledged that other aspects of the program may require additional consideration, including crew compensation, leasing practices, entry opportunities, and the arbitration system. The Council acknowledged that it would like additional time to evaluate the five year review and assess testimony prior to determining whether action is needed to address these concerns. The Council requested that, in the intervening time, stakeholders work to develop measures to address aspects of the program that have created concerns. These stakeholder measures will be considered by the Council, should it develop an amendment package to address these concerns in the future. The Council elected to advance an amendment of the program to change the deadline for cooperative, IFQ, and IPQ applications from August 1<sup>st</sup> to June 15<sup>th</sup>. This amendment is intended to allow additional time to finalize applications, which may reduce the potential for mismatches of IFQ and IPQ. Initial review is slated for the February 2011 meeting.

The Council took action to define an **exemption to regional landing requirements** that apply to IPQ and 90 percent of the owner IFQ in most fisheries. The exemption is intended to mitigate safety risks and economic hardship that might arise should unforeseeable events prevent compliance with the regional landing requirement. An exemption would be reached by agreement of holders of the IFQ and IPQ to which the exemption would apply, and the holders of rights of first refusal on those IPQ. These parties would be required to enter a framework agreement by October 15<sup>th</sup> of the season of the exemption. The framework agreement is intended to describe the general terms under which an exemption might be granted. In addition, the parties would be required to enter an exemption agreement specifying the amount of the IFQ holder's and IPQ holder's shares subject to the exemption. The exemption would be administered by the parties filing affidavits attesting to the requisite agreements.

The Council also stated its intention that the parties meet certain conditions as a prerequisite to any agreement to the exemption. These prerequisites include development of mitigation measures, creation of a reserve pool (that would apply to at least 70 percent of the IFQ held by either affiliated cooperatives or unaffiliated cooperatives, as the

case may be), and reasonable compensation, if appropriate under the circumstances. The exemption applies to all regionalized fisheries other than the Western Aleutian Islands golden king crab fishery (which is subject to a specific exemption developed at an earlier meeting by the Council).

The Council also reviewed an analysis of modifications to the **community rights of first refusal** on PQS. The amendment package included three actions. The first would provide additional time for communities to exercise the right and perform under the subject contract. The second action would remove any provisions under which the right would lapse (extending the right indefinitely) or transfer the right to a different community, should another community develop a dependence on processing using the processing shares. The third action would apply the right to the PQS exclusively or the PQS and assets in the community (depending on the alternative selected by the Council).

Based on input from the public and the Advisory Panel, the Council modified alternatives under the second and third actions and added a fourth action for consideration. Under the second action, the Council removed alternatives under which rights would shift among communities, retaining a single alternative that would establish the right indefinitely in the original community. The third action was also narrowed to a single alternative under which the right applies exclusively to PQS (and no other assets). The value of the PQS would be determined by an appraiser selected jointly by the right holder and PQS holder.

The Council also added a new action that would prohibit a PQS holder from using the yielded IPQ outside of the community benefiting from the right of first refusal without the consent of that community. This action would be intended to offer greater protection to the communities that can be generated by a right of first refusal. The Council scheduled this item for final action at its February 2011 meeting. Staff contact is Mark Fina.

## NPRB Seeks Nominations

The NPRB Advisory Panel represents user groups and other interested parties from the various regions within the Board's purview and advise the Board on accomplishing its overall mission of fielding a high caliber, comprehensive research program that will improve our understanding of the Gulf of Alaska, Bering Sea and Aleutian Islands, and Arctic Ocean ecosystems and their fisheries, and help to sustain and enhance the living marine resources. More information can be found at [www.nprb.org](http://www.nprb.org). Deadline for applications is December 31, 2010.

# Hagemeister Walrus Protection

The Council made an initial review of options to establish a closure area around a newly emerging Pacific walrus haulout at Hagemeister Island in northern Bristol Bay. This analysis was initiated in 2009, when the US Fish and Wildlife Service requested that the Council consider creating a closure area around the haulout similar to the existing 12 n mi walrus protection areas around Round Island, The Twins, and Cape Peirce. Pacific walrus have been petitioned for listing under the Endangered Species Act, and the

USFWS plans to release a 12-month finding as to whether listing is warranted on January 31, 2011.

The Council noted that the proposed closure areas would only apply to Federally-permitted vessels, and would not provide the intended protections to walrus using the Hagemeister Island haulout unless other sources of disturbance (e.g., air traffic, non-Federally permitted vessel traffic) are also restricted. After a lengthy discussion of alternative processes for achieving protection for walrus using the Hagemeister haulout, the Council decided to take no further action on this agenda item at this time. Staff contact is Jeannie Heltzel.



# GOA Pcod Jig Fishery

The Council reviewed a discussion paper that describes options for revising management of the GOA Pacific cod jig fishery, and passed a motion to initiate an analysis of alternative management measures for the jig fishery. The discussion paper was requested by the Council

as part of its December 2009 final motion on GOA Pacific cod sector allocations. The Council has recently taken two actions that potentially increase opportunities for jig vessels in the GOA Pacific cod fishery by 1) exempting jig gear from the LLP requirement in the Western and Central GOA, subject to gear limits, and 2) allocating a percentage of the Western and Central GOA Pacific cod TACs to jig gear that is higher than the sector's historical catch levels, with a stairstep provision to increase the allocations if they are fully harvested.

The purpose of considering alternative management measures for the jig fishery is to ensure that the jig fleet has access to fully harvest both State and Federal jig allocations. The initial review analysis will consider two alternatives: 1) the status quo fishery, and 2) a reverse parallel fishery, which would open Federal waters to jig gear concurrent with the State of Alaska GHL fishery, and deduct this Federal waters catch from the State GHL allocation. The full motion is available on the Council website. Staff contact is Jeannie Heltzel.



## Upcoming Meetings in 2011

**Crab Modeling Workshop,**  
February 16-18, AFSC, Seattle

**Scallop Plan Team meeting,**  
March 7-8, Anchorage area (TBD)

**Crab Plan Team meeting,** May 9-  
13, Juneau (TBD)

**BSAI chum salmon bycatch  
outreach will be conducted in  
conjunction with several  
regional meetings:**  
*YRDFA annual mtg, Feb 14 - 17;  
Mountain Village  
Yukon-Kuskokwim Delta RAC,  
Feb 23 - 24; St. Mary's  
Western Interior RAC, Mar 1 - 2;  
Galena  
Eastern Interior RAC, Mar 3 - 4;  
Fairbanks  
Bristol Bay RAC, Mar 9 - 10;  
Naknek  
Tanana Chiefs Conference annual  
mtg, Mar 15 - 19; Fairbanks  
Bering Strait Regional  
Conference, (tentative), Feb 22 -  
24; Nome*

### **USCG Workshop**

U.S. Coast Guard Sector Puget Sound will host a discussion meeting on the development of Alternate Compliance and Safety Programs as required by the Coast Guard Authorization Act of 2010 during the February 2011 Council meeting, TBD. Vessel owners and operators are strongly encouraged to attend.

Representatives from Sector Puget Sound, Sector Anchorage, the 13th Coast Guard District and the 17th Coast Guard District will also be in attendance. Specific discussions will focus upon:

- What vessels the new requirements will apply to
- Implementation Timelines
- Descriptions of Existing Alternate Compliance and Safety Programs
- Common Problems and Lessons Learned from existing programs
- Other issues, questions, or concerns.

### **Groundfish Plan Team Meetings:**

Aug 29 - Sept 2, 2011  
November 14th -18th , 2011

# 2011/12 GOA Groundfish Specifications

The Council approved the 2010 Gulf of Alaska Stock Assessment and Fishery Evaluation (SAFE) report and recommended final catch specifications for the 2011 and 2012 groundfish fisheries. This was an off-year for the GOA groundfish survey thus while some full assessments are presented, many assessments are executive summaries rather than full assessments. Proposed and final specifications are established for a period of up to two years. This requires specifying OFLs, ABCs and TACs for 2011 and 2012. Due to the ACL amendment 87 to the GOA groundfish FMP, sculpins, squids, sharks and octopus now have individual specifications established by category. As such full assessments are also presented for those stocks despite 2010 being an 'off-year' for the GOA bottom trawl survey.

The sum of the ABCs increased by 4% (22,026 t) compared with last year. This is primarily driven by increases in pollock 11,470 t (14%), Pacific cod 7,700 t (10%), sablefish 920 t (9%) and the aggregate total for squid, sculpins, sharks and octopus 4,130 t (58%). Based on projections, ABC levels decreased in rex sole 164 t (-2%) Arrowtooth flounder t (-2%), Pacific ocean perch (-3%), northern rockfish (-5%) and Pelagic shelf rockfish (-6%).

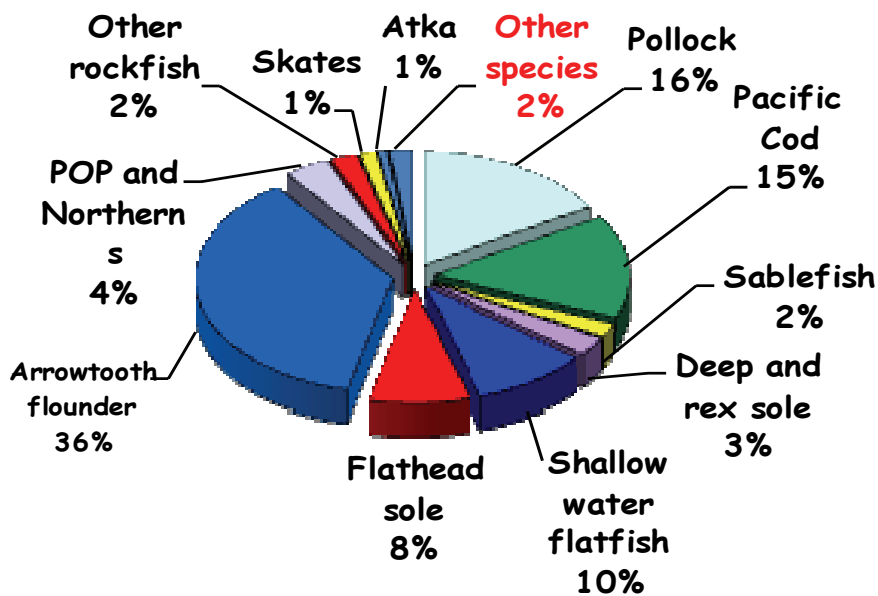
The abundances of Pacific cod, Dover sole, flathead sole, arrowtooth flounder, Pacific ocean perch, roughey and blackspotted rockfish, northern rockfish, and dusky rockfish are above target stock size. The abundances of pollock and sablefish are below target stock size (see figure below). The target biomass levels for other deep-water flatfish, shallow-water flatfish, rex sole, shortraker rockfish, demersal shelf rockfish, other pelagic shelf rockfish, other slope rockfish, thornyhead rockfish, Atka mackerel, skates, sculpins, squid, octopus, and sharks are unknown.

For most stocks, the Council established TACs equal to ABCs with some exceptions. These exceptions include Pacific cod, where the quota was reduced approximately 24.7% to account for removals in the state managed fishery, and those fisheries where the bycatch of other

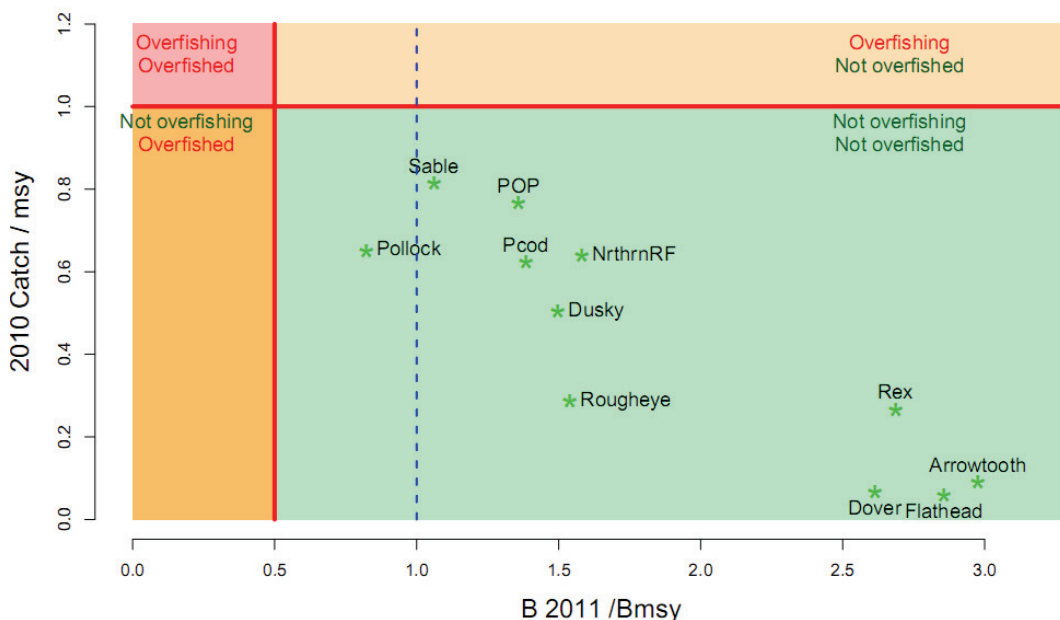
target species is a concern, specifically for Shallow water flatfish (W and C GOA), Flathead sole (W and C GOA), Arrowtooth flounder (GOA wide) and Other slope rockfish (EYAK/SEO). For those fisheries, the TAC was set below the ABC. Atka mackerel was also established at levels to meet incidental catch needs in other fisheries only (no directed fishing is allowed). The Council requested that octopus and sharks be placed on bycatch-only status due to concerns about reliability of biomass estimates (for both) and potentially

under estimation of incidental catch in halibut fisheries (sharks) for those stocks.

The Council recommended OFLs, ABCs and TACs for 2011 and 2012, the SAFE Report for the GOA groundfish for 2010, and additional information on the summary of GOA groundfish stocks may be viewed at <http://www.afsc.noaa.gov/refm/stocks/assessments.htm>. Staff contact for GOA groundfish specifications is Diana Stram.



Gulf of Alaska



# 2011/12 BSAI Groundfish Specifications

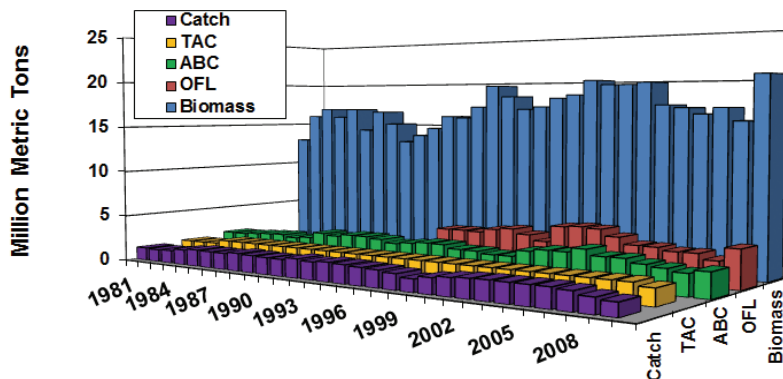
## Bering Sea & Aleutian Islands Groundfish Catch Limits 1981-2010

### BSAI groundfish harvest specifications

The SSC approved ABCs for 2011 and 2012 of 2,530,000 t and 2,910,000 t, respectively. These are 410,000 t above and 790,000 t above the sum of the 2010 ABCs (2,120,000 t), indicating an anticipated rebound in overall stock status in 2011, after declines in 2009 and 2010.

The status of groundfish stocks continues to appear favorable. No groundfish stocks are being subjected to overfishing, overfished, or experiencing overfishing, as shown in the lower right quadrant of the figure (below). In fact, nearly all stocks are above  $B_{MSY}$  or its proxy (indicated by the vertical dashed line). Stocks to the right of this line are managed under Tier (a), while those to the left of the line are managed under Tier (b).

Many stocks are rebounding due to increased recruitment in recent years. The abundances of EBS pollock, Pacific cod, sablefish, all rockfishes managed under Tier 3, all flatfishes managed under Tiers 1 or 3, and Atka mackerel are projected to be above  $B_{MSY}$  in 2011 (therefore are managed under Tier 1(a) or Tier 3(a)). The abundance of AI pollock is the one exception, as it is projected to be about 14 percent below  $B_{MSY}$  in 2011, and is managed under Tier 3(b). Total groundfish biomass for 2011 (20.5 million t) is up 30 percent compared to 2010 groundfish biomass (15.9 million t). Groundfish ABCs recently had trended down for gadoids, but generally up for flatfishes



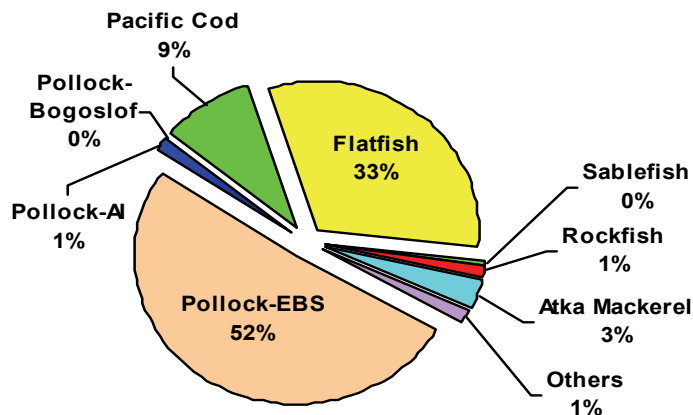
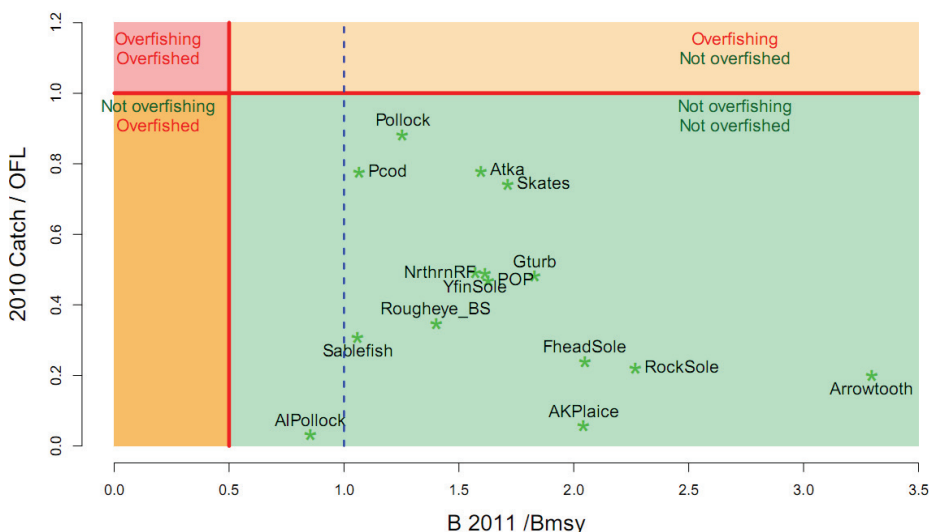
until an apparent rebound for many stocks in 2010. The 2010 bottom trawl survey biomass estimate for *pollock* was 3.75 million t, up 64 percent from the 2009 estimate, but still below average for the 1987-2010 time series. The estimate from the acoustic-trawl survey was 2.32 million t, up 151 percent from the 2009 estimate, but still below average for the 1979-2010 time series. Following the highest observation in 1994, the *Pacific cod* bottom trawl survey biomass estimate declined steadily through 1998, and remained around 600,000 t from 2002 through 2005. After all-time lows from 2006 through 2008 the 2009 Bering Sea survey biomass for Pacific cod was slightly higher than the 2008 estimate, and the 2010 biomass estimate was more than double the 2009 estimate. The 2006 and 2008 year classes appear to be strong, and stock abundance is expected to increase substantially in the near term; however, these follow a string of five consecutive sub-par year classes spawned from 2001-2005. The 2010 Aleutian Islands biomass estimate of 68,200 t was down 26 percent from the 2006 estimate, and is the lowest point in the survey time

series. Updating the standard approach for estimating biomass distribution for the two areas for the time series through 2010 indicates that the best estimate is 91 percent in the EBS and 9 percent in the AI, replacing the previous proportions of 84 percent and 16 percent, respectively. The ABCs by species group are shown below.

The Council adopted TACs equal to the maximum allowed under the 2 million t optimum yield cap for BSAI groundfish. For 2011, the catch limits for two of the major species in the Bering Sea have been increased significantly. The pollock catch limit has increased by 54 percent over the 2010 TAC, and the Pacific cod catch limit has been increased by 35 percent. The sum of these two TACs comprises 74 percent of total groundfish quotas for the year.

The Council also adopted prohibited species catch limits Pacific halibut, crab, and herring for 2011 and 2012. The final harvest specifications are posted on the Council website. Staff contact for BSAI groundfish issues is Jane DiCosimo.

### Bering Sea and Aleutian Islands



## Groundfish Retention Standard

At the December meeting, the Council completed an initial review and released for public review a proposed action to remove the retention standard requirement from the GRS program. The Council selected Alternative 2 as the preliminary preferred alternative. This alternative would remove the groundfish retention standard requirements from Federal regulations and require the Amendment 80 sector to report to the Council on an annual basis its groundfish retention performance. This proposed action would allow the Amendment 80 sector to internally monitor and administer its groundfish retention to meet the Council's retention goals described in Amendment 79. The Council also adopted the following purpose and need statement:

*NMFS has identified two issues with the current GRS program. First, the GRS calculation as implemented does not correlate with historic groundfish retention rates in front of the Council at the time of Amendment 79 final action, and requires groundfish retention well beyond what was considered by the Council. The current GRS calculation schedule may impose economic hardships to the Amendment 80 fleet well beyond those considered in the Amendment 79 analysis. Second, NMFS enforcement has significant concerns with the cost of enforcing a GRS violation, which may hinder their ability to enforce the current GRS program. For these reasons, the GRS should be revised or reconsidered to allow industry to implement an internal retention monitoring program that ensures continued high groundfish retention.*

The Council is scheduled to take final action at the February 2011 Council meeting. Staff contact is Jon McCracken.

## Halibut Issues CQE Purchase of D Shares

The Council reviewed an initial review draft analysis for a regulatory amendment that would allow Community Quota Entities (CQEs) representing communities in Area 3A to purchase a limited amount of D category halibut quota share in Area 3A, with specified limitations. The existing CQE Program prohibits CQEs from purchasing D category QS in Area 3A and Area 2C. CQEs, like other new entrants, have had difficulty in funding the purchase of QS since the CQE Program was implemented in 2004. Very little QS has been purchased to-date, by one CQE. Allowing CQEs to purchase the least costly category of QS, potentially from individual holders in the community that are transitioning out of the fishery, may help facilitate the purchase of QS and participation in the program. The proposed action would not affect the prohibition on purchasing D shares in Area 2C.

The Council approved a purpose and need statement for the action in December, and released the analysis for public review with several revisions. Upon review of the data indicating that the majority of D category QS in Area 3A is in small blocks (less than or equal to the sweep-up limit of 46,520 QS units), the Council added a provision to Alternative 2 that would allow CQEs to purchase any size block of D category QS in Area 3A. CQEs would continue to be limited to purchasing only larger blocks of B and C category QS. The Council also requested more detailed data on the current QS holdings by residents of the fourteen Area 3A communities eligible for the CQE Program, as well as further discussion of whether CQEs would be expected to have a financial advantage in purchasing catcher vessel QS. The December Council motion and the initial review draft analysis are on the Council website. Staff contact is Nicole Kimball.

## CQE Program in Area 4B

The Council reviewed a discussion paper initiated from an IFQ proposal that would establish a CQE Program in Area 4B, using the same criteria and similar program provisions as implemented in the GOA CQE Program. The only eligible non-CDQ community located in Area 4B is Adak, and the intent of the proposal is to allow the non-profit in Adak (Adak Community Development Corporation) to act as the CQE and purchase Area 4B catcher vessel halibut QS and Aleutian Islands catcher vessel sablefish QS for use in the region.

Upon review, the Council initiated a formal amendment package for this action, including a problem statement and alternatives and options for analysis. While the original IFQ proposal did not include a requirement that IFQ derived from CQE-held QS must be leased to Adak residents, the Council modified the problem statement to include this consideration and added an option that would allow the Adak CQE to lease IFQ to non-residents for a limited period of up to five years from the time of implementation. The Council motion is on the website. Staff contact is Nicole Kimball.

Note also that the Council tabled indefinitely the action to allow IFQ derived from category D quota share in Area 4B to be fished on category C vessels. Staff contact is Jane DiCosimo.

## CQE Eligible Communities

The Council reviewed an analysis and took final action to add three new communities to the Gulf of Alaska CQE Program: Game Creek (Area 2C); Naukati Bay (Area 2C); and Cold Bay (Area 3B). The data indicate that these communities meet the eligibility criteria for the original CQE Program, thus, the Council moved to add them to Table 21 to 50 CFR 679. This action would allow the communities of Game Creek and Naukati Bay to form CQEs and submit an application to NMFS for approval. If approved, the CQEs would be eligible to purchase halibut catcher vessel (B and C category only) quota share in Area 2C and 3A and Gulf of Alaska sablefish catcher vessel quota share. Cold Bay would be eligible to form a CQE through the same process, and if approved would be eligible to purchase halibut catcher vessel quota share in Area 3B and Area 3A, and Gulf of Alaska sablefish catcher vessel quota share.

After deliberation, the Council also approved revising regulations to allow these three communities to be eligible for permits within the other two actions that contain CQE provisions (i.e., the halibut charter limited entry program and GOA fixed gear recency). Game Creek and Naukati Bay were evaluated using the criteria approved by the Council in 2007 under the charter halibut limited entry action and applied to other Area 2C and 3A CQE communities to determine whether the Area 2C CQE would be eligible to receive a maximum of four community charter halibut permits, once those permits are available. These two communities appear to meet the criteria approved by the Council to define an 'under-developed' charter port, thus, if this action is approved by the Secretary and they have an approved CQE, they could request up to 4 community charter permits each. The Council

expressed concern with approving additional community charter halibut permits through this action, but noted that the two communities appear to meet the same criteria in Federal regulations as other CQE eligible communities in the GOA, and the number of additional permits is within the bounds of the original charter halibut limited entry analysis.

Similarly, Cold Bay was evaluated using the criteria approved by the Council in 2009 and applied to other Area 3B and 3A communities to determine the number of Western GOA Pacific cod fixed gear licenses the CQE would be eligible to receive. If the action is approved by the Secretary and Cold Bay has an approved CQE, it appears eligible to receive a maximum of two Western GOA Pacific cod licenses endorsed for pot gear. This is the minimum number of licenses that each CQE in Area 3A and 3B would receive under the fixed gear recency action. The CQE eligibility analysis is on the Council website. Staff contact is Nicole Kimball.

## Halibut Charter Limited Entry Program

The Council reviewed a discussion paper that contains agency comments on a suite of proposed alternatives to amend the charter halibut limited entry permit program to limit leasing of permits. The Council also briefly addressed another concern related to issuance of permits; in response, the USCG promised to work more closely to share its database of inspected and uninspected passenger vessels with NMFS Restricted Access Management Division. No further action on these issues is scheduled.

## Staff Tasking

During the staff tasking agenda item, the Council tasked staff to write a number of letters, prepare discussion papers on several topics, and initiate a new analysis (to establish vessel use caps for CQE fisheries). Letters include: 1) comments on the national enforcement penalty schedule, 2) comments regarding concerns with the Steller sea lion BiOp, regulatory process, and proposed CIE review, 3) a letter stressing the need for a council seat on any regional ocean partnership or regional planning body identified for the Alaska region, and 4) a letter to NMFS requesting that Alaska salmon fisheries not be subject to the NS1 guidelines for federal determination of Annual Catch Limits. Discussion papers will be prepared on: 1) using unspecified reserves as a potential way to address constraints from the Amendment 80 hard caps, 2) changing the A-season opening date for Western GOA cod fisheries, and 3) recent and potential effects on Bering Sea independent cod trawlers pursuant to AFA provisions. Staff contact is Dave Witherell or Chris Oliver.

## GOA Halibut Bycatch

The Council reviewed a discussion paper that contained agency guidance on the process for revising halibut prohibited species catch (PSC) limits in the Gulf of Alaska. In April 2011 the Council may either 1) initiate an amendment to the GOA Groundfish FMP and set halibut PSC limits through regulations, or 2) request an analysis of halibut PSC limits in the 2011 NEPA analysis for setting groundfish harvest specifications under the FMP and use the annual specifications process to alter PSC limits. *The Council may determine that the only process for guaranteeing revised PSC limits for 2012 is the current specifications process; however it may determine that it wishes to increase its management flexibility by amending the FMP and placing the determination of GOA halibut PSC limits into federal regulations, as is the current process for determining BSAI halibut PSC limits. It even could do both; i.e., revise the PSC limits for 2012 through the groundfish specifications process AND amend the GOA groundfish FMP to place GOA halibut PSC limits into regulations, thereby requiring a regulatory amendment to revise them in the future.*

To better understand the potential effects of halibut bycatch reductions on the condition of halibut stocks in the GOA, the Council requested additional information on the following topics to be provided at the April 2011 meeting:

1. The effect of reducing bycatch limits in the GOA on the exploitable halibut biomass available to the directed fisheries, over an appropriate time period; this includes the effects of migration on downstream users. (i.e., what is the effect of a 100 mt reduction in bycatch over a 5 year period?).
2. The recent changes in IPHC stock assessment methods, harvest policies, and catch limit setting on directed halibut fisheries.
3. Possible causes of low growth rates and the effects on future exploitable biomass and spawning biomass.
4. Changes to federal fishery management programs and halibut PSC apportionments that begin in 2012 that are relevant to the use of halibut PSC.

The Council will request that the IPHC provide the appropriate scientific expertise and information on the first three items. NMFS and Council staff will address the fourth item.

The discussion paper reviewed 1) numerous issues that were identified in the FMP as necessary for setting halibut PSC limits and expanded data 2) summaries of halibut mortality in directed commercial groundfish fisheries. Staff contact for halibut management issues is Jane DiCosimo.

## Salmon FMP

The Council reviewed a discussion paper on its Salmon FMP, passed a motion articulating a problem statement, alternatives, and options, and requested that staff initiate an analysis of updates to the FMP. No comprehensive consideration of management strategy or scope of coverage has occurred since 1990 although laws affecting Alaska salmon have subsequently changed. Further, the reauthorized Magnuson-Stevens Act (MSA) has also expanded the requirements for FMPs; for example, setting and implementing Annual Catch Limits (ACLs) for target species under an FMP. Finally, the Salmon FMP is vague on the management authority for three directed commercial fisheries in federal waters west of Cape Suckling.

The Council determined that the Salmon FMP must be updated to comply with the current MSA requirements and should be amended to more clearly reflect the Council's desire for continued State management authority over directed commercial salmon fisheries in the West Area EEZ, Southeast Alaska troll fishery, and sport fishery. Updating the Salmon FMP in the West Area and SEAK to include pre-season stock status determination criteria and exploitation rate-based ACLs through the process described within the National Standard 1 guidelines may not be appropriate for Alaska salmon fisheries because of the unique life history characteristics of Pacific salmon; for example, forgone catch cannot be subsequently recaptured and abundance cannot be adequately forecasted. The State's escapement-based management strategy for salmon and current abundance-based inseason management approaches have been applied for many years and historically have sustained relatively high yields. The discussion paper and background materials are posted on the Council website. Staff contact is Sarah Melton.

# SSC and AP Appointments

Appointments to the Council's Scientific and Statistical Committee and Advisory Panel were made at the December meeting. The Council announced the following reappointments for 3-year terms to the Advisory Panel: Julianne Curry, Tom Enlow and Ed Poulsen. Additionally, the AP welcomes 3 new members: Neil Rodriguez from Coastal Villages Region Fund, Alexis Kwachka, commercial fisherman from Kodiak, and Kurt Cochran, of Oregon, owner/operator of GOA trawlers. Thanks to Joe Childers, Mark Cooper, and Simon Kinneen who are leaving the AP. The Council also appointed three new SSC members: Dr. Jim Murphy of UAA Department of Economics, Dr. Jennifer Burns of UAA Department of Biology, and Dr. Katherine Reedy-Maschner of Idaho State University Department of Anthropology. Members not returning are Dr. Keith Criddle and Dr. Sue Hills. The Pacific Northwest Advisory Committee added two new members: Elizabeth Wiley from Westward Seafoods and Kirk Peterson from Unisea to replace retiring member Phil Hanson. Many thanks to the outgoing members who have helped manage the North Pacific fisheries, and we look forward to working with them in the future in different capacities.

A full list of AP, SSC, and Council members and their contact information and terms is available on our website.

# SSL Biological Opinion and RPA

In December, NMFS presented the final Steller Sea Lion Biological Opinion and Reasonable and Prudent Alternative (RPA). The draft Biological Opinion (BiOp) was released by NMFS in August 2010, and concludes that the status quo BSAI and GOA groundfish fisheries jeopardize the continued existence of the endangered western Distinct Population Segment (DPS) of Steller sea lions and adversely modify its designated critical habitat. The draft BiOp included a draft RPA that proposed closing the Atka mackerel and Pacific cod fisheries in the Western Aleutian Islands (Area 543), restricting the Atka mackerel and Pacific cod fisheries in the Central Aleutian Islands (Area 542), and restricting the Pacific cod fishery in the Eastern Aleutian Islands (Area 541). NMFS presented a revised draft RPA to the Council in October that incorporated four changes to the RPA presented in the draft BiOp:

- Permit non-trawl vessels < 60' length to fish for Pacific cod from 6- 10 nm in critical habitat year-round in Area 542.

- Permit non-trawl vessels  $\geq 60'$  length to fish for Pacific cod from 6- 10 nm in critical habitat in the B season in Area 542.
- Permit trawl vessels to fish for Pacific cod from 10-20 nm of critical habitat from 178° W to 177° W in the A season.
- Permit trawl vessels participating in a harvest cooperative or fishing CDQ to fish for Atka mackerel from 10-20 nm of critical habitat from 179° W to 178° W year-round. Limit the amount of Atka mackerel harvest inside critical habitat to 10% of the entity's annual allocation. Divide the annual harvest inside critical habitat evenly between the A and B seasons.

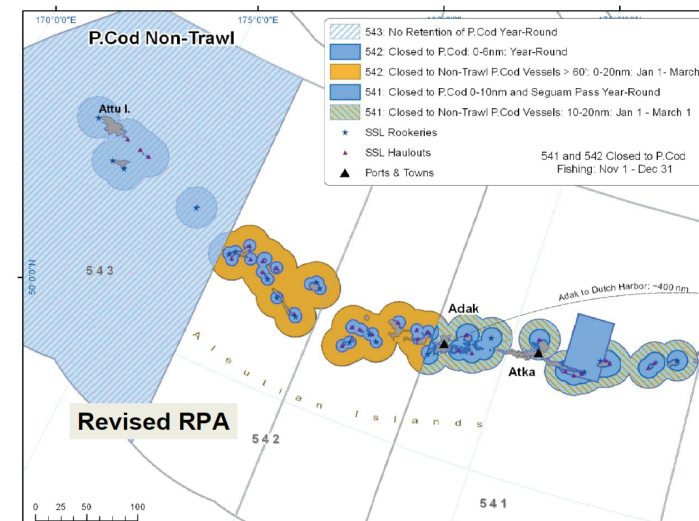
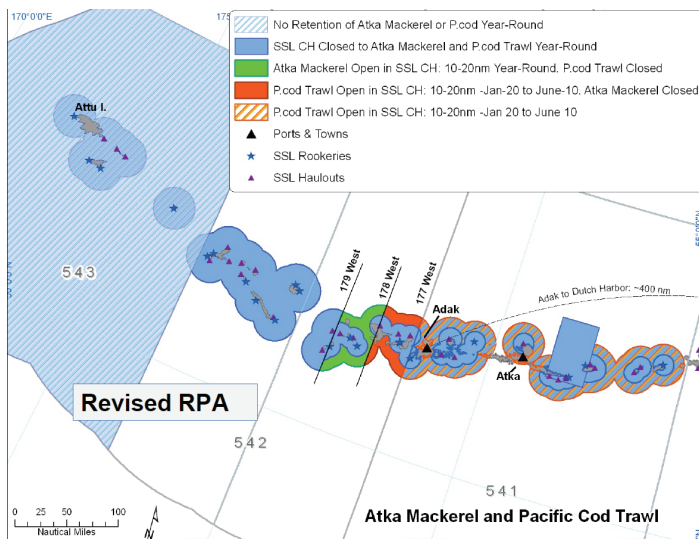
The final RPA presented in December incorporates three additional changes to the draft RPA:

- Some Area 542 and 541 Pacific cod non-trawl critical habitat closures are in effect from January 1 to March 1 (instead of January 1 to June 10).
- Area 542 and 541 Pacific cod consultation reinitiation triggers are expressed as percentage of ABC (instead of absolute tons).
- Year-round closure of the E Bering Sea subarea to directed Atka mackerel fishing.

NMFS will implement the management measures in the final RPA on January 1, 2011 as an interim final rule. There is a 30-day public comment period that opened when the interim final rule was published on December 13, 2010.

NMFS indicated that the comment period could potentially be extended, and inquiries have been made regarding the possibility of an extension (the Council will be requesting a 45 day extension). There is no specific timeline to replace the interim rule with a final rule, and no sunset date for the interim rule, but NMFS indicated that the agency intends to implement a final rule after public comments have been received. The EA/RIR has been updated to reflect the recent changes to the RPA, and attempt to evaluate the environmental, social, and economic effects of alternative Steller sea lion mitigation measures. The final BiOp, EA/RIR, interim final rule, and other supporting documents are available on the NMFS website at: [www.alaskafisheries.noaa.gov/protect/resources/stellers/esa/biop/final/1210.htm](http://www.alaskafisheries.noaa.gov/protect/resources/stellers/esa/biop/final/1210.htm).

Finally, the Council indicated that it is not interested in a scientific review of the BiOp by the Center for Independent Experts (CIE) at this time, because the Terms of Reference have not been modified in response to Council comments and have not been made available to the Council. Staff contact is Jeannie Heltzel.





**NPFMC recommended TACs for 2011-2012 BSAI Groundfish; SSC recommended OFLs and ABCs**

Species	Area	2010		2011			2012		
		TAC	Catch	OFL	ABC	TAC	OFL	ABC	TAC
Pollock	EBS	813,000	809,238	2,450,000	1,270,000	1,252,000	3,170,000	1,600,000	1,253,658
	AI	19,000	1,266	44,500	36,700	19,000	50,400	41,600	19,000
	Bogoslof	50	131	22,000	156	150	22,000	156	150
Pacific cod	BSAI	168,780	159,012	272,000	235,000	227,950	329,000	281,000	229,608
Sablefish	BS	2,790	721	3,360	2,850	2,850	3,080	2,610	2,610
	AI	2,070	1,049	2,250	1,900	1,900	2,060	1,740	1,740
Yellowfin sole	BSAI	219,000	114,600	262,000	239,000	196,000	266,000	242,000	197,660
Greenland turbot	Total	6,120	3,589	7,220	6,140	5,050	6,760	5,750	4,950
	BS	4,220	1,706	n/a	4,590	3,500	n/a	4,300	3,500
	AI	1,900	1,883	n/a	1,550	1,550	n/a	1,450	1,450
Arrowtooth flounder	BSAI	75,000	38,098	186,000	153,000	25,900	191,000	157,000	25,900
Kamchatka flounder	BSAI	n/a	n/a	23,600	17,700	17,700	23,600	17,700	17,700
Northern rock sole	BSAI	90,000	53,111	248,000	224,000	85,000	243,000	219,000	85,000
Flathead sole	BSAI	60,000	19,863	83,300	69,300	41,548	82,100	68,300	41,548
Alaska plaice	BSAI	50,000	15,771	79,100	65,100	16,000	83,800	69,100	16,000
Other flatfish	BSAI	17,300	2,179	19,500	14,500	3,000	19,500	14,500	3,000
Pacific Ocean perch	BSAI	18,860	16,567	36,300	24,700	24,700	34,300	24,700	24,700
	BS	3,830	2,267	n/a	5,710	5,710	n/a	5,710	5,710
	EAI	4,220	4,033	n/a	5,660	5,660	n/a	5,660	5,660
	CAI	4,270	4,033	n/a	4,960	4,960	n/a	4,960	4,960
	WAI	6,540	6,234	n/a	8,370	8,370	n/a	8,370	8,370
Northern rockfish	BSAI	7,240	4,039	10,600	8,670	4,000	10,400	8,330	4,000
Blackspotted/Rougheye	BSAI	547	232	549	454	454	563	465	465
Rockfish	EBS/EAI	n/a	n/a	n/a	234	234	n/a	240	240
	CAI/WAI	n/a	n/a	n/a	220	220	n/a	225	225
Shortraker rockfish	BSAI	387	252	524	393	393	524	393	393
Other rockfish	BSAI	1,040	676	1,700	1,280	1,000	1,700	1,280	1,000
	BS	485	179	n/a	710	500	n/a	710	500
	AI	555	497	n/a	570	500	n/a	570	500
Atka mackerel	Total	74,000	68,643	101,000	85,300	53,080	92,200	77,900	48,593
	EAI/BS	23,800	23,599	n/a	40,300	40,300	n/a	36,800	36,800
	CAI	29,600	26,387	n/a	24,000	11,280	n/a	21,900	10,293
	WAI	20,600	18,657	n/a	21,000	1,500	n/a	19,200	1,500
Squid	BSAI	1,970	402	2,620	1,970	425	2,620	1,970	425
Other species	BSAI	50,000	16,614	n/a	n/a	n/a	n/a	n/a	n/a
Skate	BSAI	n/a	16,419	37,800	31,500	16,500	37,200	31,000	16,500
Shark	BSAI	n/a	47	1,360	1,020	50	1,360	1,020	50
Octopus	BSAI	n/a	149	528	396	150	528	396	150
Sculpin	BSAI	n/a	5,168	58,300	43,700	5,200	58,300	43,700	5,200
<b>Total</b>	<b>BSAI</b>	<b>1,677,154</b>	<b>1,347,836</b>	<b>3,954,111</b>	<b>2,534,729</b>	<b>2,000,000</b>	<b>4,731,995</b>	<b>2,911,610</b>	<b>2,000,000</b>

**Council Recommended TACs for 2011-2012 GOA Groundfish; SSC recommended OFLs and ABCs**

Stock/ Assemblage	Area	2010			2011			2012			
		OFL	ABC	TAC	Catch	OFL	ABC	TAC	OFL	ABC	TAC
Pollock	W (61)		26,256	26,256	26,047		27,031	27,031		34,932	34,932
	C (62)		28,095	28,095	28,269		37,365	37,365		48,293	48,293
	C (63)		19,118	19,118	19,236		20,235	20,235		26,155	26,155
	WYAK		2,031	2,031	1,637		2,339	2,339		3,024	3,024
	Subtotal	103,210	75,500	75,500	75,189	118,030	86,970	86,970	151,030	112,404	112,404
	EYAK/SEO	12,326	9,245	9,245		12,326	9,245	9,245	12,326	9,245	9,245
	Total	115,536	84,745	84,745	75,189	130,356	96,215	96,215	163,356	121,649	121,649
Pacific Cod	W		27,685	20,764	20,971		30,380	22,785		27,370	20,528
	C		49,042	36,782	36,808		53,816	40,362		48,484	36,363
	E		2,373	2,017	881		2,604	1,953		2,346	1,759
	Total	94,100	79,100	59,563	58,660	102,600	86,800	65,100	92,300	78,200	58,650
Sablefish	W		1,660	1,660	1,329		1,620	1,620		1,484	1,484
	C		4,510	4,510	4,434		4,740	4,740		4,343	4,343
	WYAK		1,620	1,620	1,561		1,990	1,990		1,818	1,818
	SEO		2,580	2,580	2,674		2,940	2,940		2,700	2,700
	Total	12,270	10,370	10,370	9,998	13,340	11,290	11,290	12,232	10,345	10,345
Shallow- water flatfish	W		23,681	4,500	75		23,681	4,500		23,681	4,500
	C		29,999	13,000	5,333		29,999	13,000		29,999	13,000
	WYAK		1,228	1,228	1		1,228	1,228		1,228	1,228
	EYAK/SEO		1,334	1,334	1		1,334	1,334		1,334	1,334
	Total	67,768	56,242	20,062	5,410	67,768	56,242	20,062	67,768	56,242	20,062
Deep- water Flatfish	W		521	521	2		529	529		541	541
	C		2,865	2,865	490		2,919	2,919		3,004	3,004
	WYAK		2,044	2,044	7		2,083	2,083		2,144	2,144
	EYAK/SEO		760	760	3		774	774		797	797
	Total	7,680	6,190	6,190	502	7,823	6,305	6,305	8,046	6,486	6,486
Rex sole	W		1,543	1,543	101		1,517	1,517		1,490	1,490
	C		6,403	6,403	3,284		6,294	6,294		6,184	6,184
	WYAK		883	883	2		868	868		853	853
	EYAK/SEO		900	900			886	886		869	869
	Total	12,714	9,729	9,729	3,387	12,499	9,565	9,565	12,279	9,396	9,396
Arrowtooth Flounder	W		34,773	8,000	2,270		34,317	8,000		33,975	8,000
	C		146,407	30,000	20,532		144,559	30,000		143,119	30,000
	WYAK		22,835	2,500	140		22,551	2,500		22,327	2,500
	EYAK/SEO		11,867	2,500	73		11,723	2,500		11,606	2,500
	Total	254,271	215,882	43,000	23,015	251,068	213,150	43,000	248,576	211,027	43,000
Flathead Sole	W		16,857	2,000	317		17,442	2,000		17,960	2,000
	C		27,124	5,000	3,141		28,104	5,000		28,938	5,000
	WYAK		1,990	1,990			2,064	2,064		2,125	2,125
	EYAK/SEO		1,451	1,451			1,523	1,523		1,568	1,568
	Total	59,295	47,422	10,441	3,458	61,412	49,133	10,587	63,202	50,591	10,693

Table 1. continued.

Stock/ Assemblage	Area	2010				2011			2012		
		OFL	ABC	TAC	Catch	OFL	ABC	TAC	OFL	ABC	TAC
Pacific ocean perch	W	3,332	2,895	2,895	3,133	3,221	2,798	2,798	3,068	2,665	2,665
	C	12,361	10,737	10,737	10,461	11,948	10,379	10,379	11,379	9,884	9,884
	WYAK		2,004	2,004	1,926		1,937	1,937		1,845	1,845
	SEO		1,948	1,948			1,883	1,883		1,793	1,793
	E(subtotal)	4,550	3,952	3,952	1,926	4,397	3,820	3,820	4,188	3,638	3,638
Total	20,243	17,584	17,584	15,520	19,566	16,997	16,997	18,635	16,187	16,187	
Northern rockfish3	W		2,703	2,703	2,033		2,573	2,573		2,446	2,446
	C		2,395	2,395	1,838		2,281	2,281		2,168	2,168
	E										
Total	6,070	5,098	5,098	3,871	5,784	4,854	4,854	5,498	4,614	4,614	
Shortraker	W		134	134	64		134	134		134	134
	C		325	325	136		325	325		325	325
	E		455	455	257		455	455		455	455
	Total	1,219	914	914	457	1,219	914	914	1,219	914	914
Other slope3	W		212	212	362		212	212		212	212
	C		507	507	275		507	507		507	507
	WYAK		273	273	128		276	276		275	275
	EYAK/SEO		2,757	200	33		2,757	200		2,757	200
	Total	4,881	3,749	1,192	798	4,881	3,752	1,195	4,881	3,751	1,194
Pelagic Shelf rockfish	W		650	650	530		611	611		570	570
	C		3,249	3,249	2,481		3,052	3,052		2,850	2,850
	WYAK		434	434	75		407	407		380	380
	EYAK/SEO		726	726	11		684	684		638	638
	Total	6,142	5,059	5,059	3,097	5,570	4,754	4,754	5,387	4,438	4,438
Rougheye and blackspotted rockfish	W		80	80	91		81	81		81	81
	C		862	862	217		868	868		868	868
	E		360	360	139		363	363		363	363
	Total	1,568	1,302	1,302	447	1,579	1,312	1,312	1,579	1,312	1,312
Demersal rockfish	Total	472	295	295	127	479	300	300	479	300	300
Thornyhead Rockfish	W		425	425	129		425	425		425	425
	C		637	637	275		637	637		637	637
	E		708	708	149		708	708		708	708
	Total	2,360	1,770	1,770	553	2,360	1,770	1,770	2,360	1,770	1,770
Atka mackerel	Total	6,200	4,700	2,000	2,409	6,200	4,700	2,000	6,200	4,700	2,000
Big Skate	W		598	598	140		598	598		598	598
	C		2,049	2,049	2,155		2,049	2,049		2,049	2,049
	E		681	681	142		681	681		681	681
	Total	4,438	3,328	3,328	2,437	4,438	3,328	3,328	4,438	3,328	3,328
Longnose Skate	W		81	81	103		81	81		81	81
	C		2,009	2,009	816		2,009	2,009		2,009	2,009
	E		762	762	124		762	762		762	762
	Total	3,803	2,852	2,852	1,043	3,803	2,852	2,852	3,803	2,852	2,852
Other skates	Total	2,791	2,093	2,093	1,464	2,791	2,093	2,093	2,791	2,093	2,093
Squid	GOA-wide				131	1,530	1,148	1,148	1,530	1,148	1,148
Sharks	GOA-wide				603	8,262	<b>6,197</b>	6,197	8,262	<b>6,197</b>	6,197
Octopus	GOA-wide				324	1,272	954	954	1,272	954	954
Sculpins	GOA-wide				735	7,328	5,496	5,496	7,328	5,496	5,496
Other spp total	Total	9,432	7,075	4,500	1,793	18,393	13,795	13,795	18,393	13,795	13,795
Total		693,253	565,499	292,087	213,635	723,928	590,121	318,288	743,422	603,990	335,078

**DRAFT NPFMC THREE-MEETING OUTLOOK - updated 12/21/10**

January 31, 2011 Seattle, WA Renaissance Hotel	March 28, 2011 Anchorage, AK	June 6, 2011 Nome, AK
SSL Update BSAI FLL Catch Accounting: <b>Discuss and action as necessary</b>	Halibut mortality; salmon excluder EFPs: <b>Review and Approve (T)</b>	
BS&AI P.cod Split: <b>Discussion paper/action as necessary</b> AFA Coop Reports		CQE vessel use caps: <b>Initial Review (T)</b> CQE in Area 4B: <b>Initial Review (T)</b> Halibut/Sablefish IFQ changes: <b>Discussion paper</b>
Halibut/Sablefish Hired Skipper: <b>Initial Review</b> CQE area 3A D class purchase: <b>Final Action</b>	Halibut/Sablefish Hired Skipper: <b>Final Action</b>	GOA P. cod Jig Fishery Management: <b>Final Action</b>
Electronic Monitoring: <b>Review White Paper</b>	GOA P. cod Jig Fishery Management: <b>Initial Review</b>	
Am 80 Replacement Vessel Sideboards: <b>Discussion Paper</b> Am 80 GRS Program Changes: <b>Final Action</b>	GOA Halibut PSC: <b>Review Discussion Paper</b>	BSAI Crab SAFE: <b>Review and approve catch specifications</b>
BSAI Crab ROFR: <b>Final Action</b> BSAI Crab IFQ/IPQ Application Deadline: <b>Initial Review</b>	Economic Data Collection (Crab EDR): <b>Review Alternatives</b>	Habitat Conservation Area Boundary: <b>Review</b> Northern Bering Sea Research Plan Report: <b>Review</b>
BSAI Chum Salmon Bycatch: <b>Preliminary Review</b> GOA Chinook Salmon Bycatch: <b>Review Workplan</b>	Salmon FMP: <b>Preliminary Review (T)</b> BSAI Chum Salmon Bycatch: <b>Review as necessary</b> GOA Chinook Salmon Bycatch: <b>Initial Review (T)</b>	BSAI Chum Salmon Bycatch: <b>Initial Review; Choose PPA</b> GOA Chinook Salmon Bycatch: <b>Final Action (T)</b>
AI P.cod Processing Sideboards: <b>Initial Review</b>	AI P.cod Processing Sideboards: <b>Final Action</b>	P. Cod assessment model review (SSC only) Groundfish ACL Uncertainty: <b>Discussion paper</b>
Octopus Management Alternatives: <b>Initial Review (T)</b>	Octopus Management Alternatives: <b>Final Action</b>	
BBRKC Spawning Area/fishing effects: <b>Discussion paper</b>	Scallop SAFE: <b>Review and approve specifications</b> BSAI Crab modelling workshop report (SSC Only)	<b>Items below for a FUTURE MEETING</b>
Estimating non-target species catch in halibut fishery (SSC only)	Pribilof BKC Rebuilding Plan: <b>Final Action</b> BS Tanner Crab Rebuilding: <b>Finalize Alternatives</b>	BSAI Tanner crab rebuilding plan: Initial Review Crab bycatch limits in BSAI Groundfish fisheries: Finalize Alternatives Groundfish PSEIS Schedule AFA impacts on BS cod trawlers: Discussion paper WGOA A-season Cod Opening Date: Discussion paper Am 80 caps to unspecified reserves: Discussion paper Grenadiers and EC category: Discussion paper
Sablefish Recruitment Factors: <b>Discussion Paper</b>	MPA Nomination Discussion Paper: <b>Review (T)</b>	
GOA Trawl Sweep Modifications: <b>Discussion Paper</b>		
HAPC - Skate sites: <b>Disc paper/ finalize alternatives</b> EFH Amendment: <b>Initial Review (T)</b>	HAPC - Skates sites: <b>Initial Review (T)</b> EFH Amendment: <b>Final Action (T)</b>	

AI - Aleutian Islands  
BiOp - Biological Opinion  
CQE - Community Quota Entity  
CDQ - Community Development Quota  
GOA - Gulf of Alaska  
BKC - Blue King Crab  
BOF - Board of Fisheries  
FEP - Fishery Ecosystem Plan  
SSL - Steller Sea Lion  
VMS - Vessel Monitoring System  
EFP - Exempted Fishing Permit  
MRA - Maximum Retainable Allowance

PSC - Prohibited Species Catch  
BSAI - Bering Sea and Aleutian Islands  
IFQ - Individual Fishing Quota  
ROFR - Right of First Refusal  
GHL - Guideline Harvest Level  
EIS - Environmental Impact Statement  
GRS - Groundfish Retention Standard  
SAFE - Stock Assessment and Fishery Evaluation  
MPA - Marine Protected Area  
EFH - Essential Fish Habitat  
HAPC - Habitat Areas of Particular Concern  
**(T) Tentatively scheduled**

**Future Meeting Dates and Locations**

January 31-February 8, 2011-Seattle  
March 28-April 5, 2011-Anchorage  
June 6, 2011 - Nome  
September 26-, 2011 in Unalaska  
Dec 5 - 2011 in Anchorage  
January 30 - February 7, 2012 - Renaissance Hotel, Seattle  
March 26 - April 3, 2012 - Hilton Hotel, Anchorage  
June 4 - June 12, 2012 - Kodiak Best Western  
October 1 - Tuesday October 9, 2012 - Hilton Hotel, Anchorage  
December 3 - Tuesday December 11, 2012 Anchorage