

Central Gulf of Alaska Rockfish Program -- 2014




Julie Bonney
Alaska Groundfish Data Bank

Rockfish Program (RP)

- Implemented beginning May 1, 2012
- 2014 Season: May 1 – November 15
- Third year of New Rockfish Program
- Program sunsets November 2021

Cooperative Fishery Allocations



- **Primary Species:**
 - Pacific Ocean Perch
 - Northern Rockfish
 - Dusky Rockfish
- **Secondary Species:**
 - Sablefish
 - Pacific cod
 - Thornyhead Rockfish
- **Bycatch Cap for Halibut Mortality**

Cooperative Fishery Allocations

1. Qualified vessel can join any Kodiak processor co-op and change co-ops annually
2. Cooperative members bring their catch history (associated with their LLP) to the co-op (qualifying years 2000–2006)
3. Allocations are made to the Co-op, not to the individual
4. RPP Trawl entry level participants graduated into main program (starting 2012)



Kodiak Trawlers accept the Cooperative Fishery idea



	CV Co-ops		Limited Access	Entry Level	
	Participating LLPs	# vessels that fished	Catcher Vessels	Trawl	Fixed Gear
2007	44	25	3	2	1
2008	45	24	2	4	1
2009	45	24	2	3	1
2010	46	24	1	5	1
2011	46	23	1	5	0
2012	46	28	na	na	0
2013	46	29	na	na	0
2014	46	28	na	na	0

No Consolidation



Vessels that fished	28
>1 LLP owned by one entity (CQ fished on one vessel for efficiency)	6
Stacked LLPs	2
Out of the fishery	7
Remaining (leased to other boats)	3
	Total qualifying LLPs: 46
Rockfish Quota for these 3 LLPs: 110,108 lbs, 98,708 lbs, 60,135 lbs	
Typical trip total ~250,000 lbs	

Community/Social Measures and Monitoring

1. **Port Landing Requirement**. May only form a cooperative with other CVs with an association with any shoreside processor located within the geographic boundaries of the City of Kodiak. Maintains historical landing pattern and protects Kodiak.
2. **Transfers**: C/P may transfer to C/P or CV. CV may transfer to CV only (keeps onshore fish onshore with the potential to increase onshore landings)
3. **Ownership cap**: 4% ownership cap of QS assigned to the CV sector. Prevents consolidation.
4. **Co-op cap**: CV cooperative may not hold or use more than 30% QS assigned to CV sector. Protects Kodiak processors.
5. **Processor cap**: Processors may not receive or process more than 30% CQ issued to CV sector (rockfish primary species, Pacific cod, and sablefish). Protects Kodiak processors.
6. **Vessel harvest cap**: A vessel may not harvest more than 8% CQ issued to the CV sector. Prevents consolidation and encourages active vessel participation.
7. **Entry Level**: New program has entry level for longline and jig gear only - may deliver to any shoreside processing facility in the GOA. Initial allocation with stair step provisions. Allows for new fixed gear entrants into the rockfish fishery.
8. **Program Sunset**: Program sunsets in 10 years (2021).
9. **Cost Recovery Fee**: Maximum of 3% of the ex-vessel value of rockfish primary and secondary species paid to NMFS annually.
10. **Observer Coverage**: 100% observer coverage paid by the vessel.

Goals of the RP Program

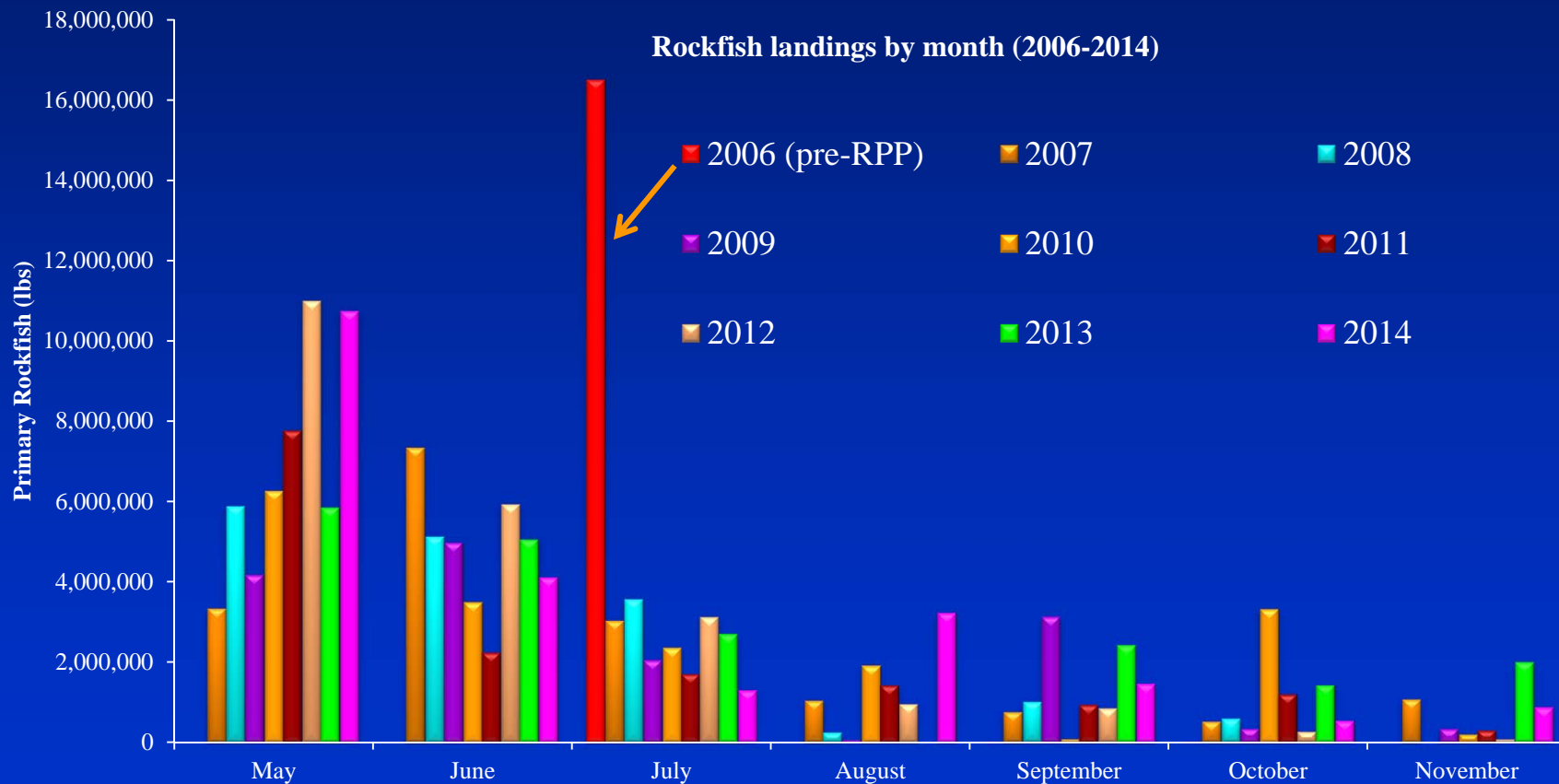
Economic benefits to Kodiak

- ✓ Stabilize the residential processing work force by filling times of year with low processing volumes – particular **May and June**
- ✓ Remove the processing conflict with salmon
- ✓ Bring more fish on shore
- ✓ Slow the fishery so more valuable products can be produced

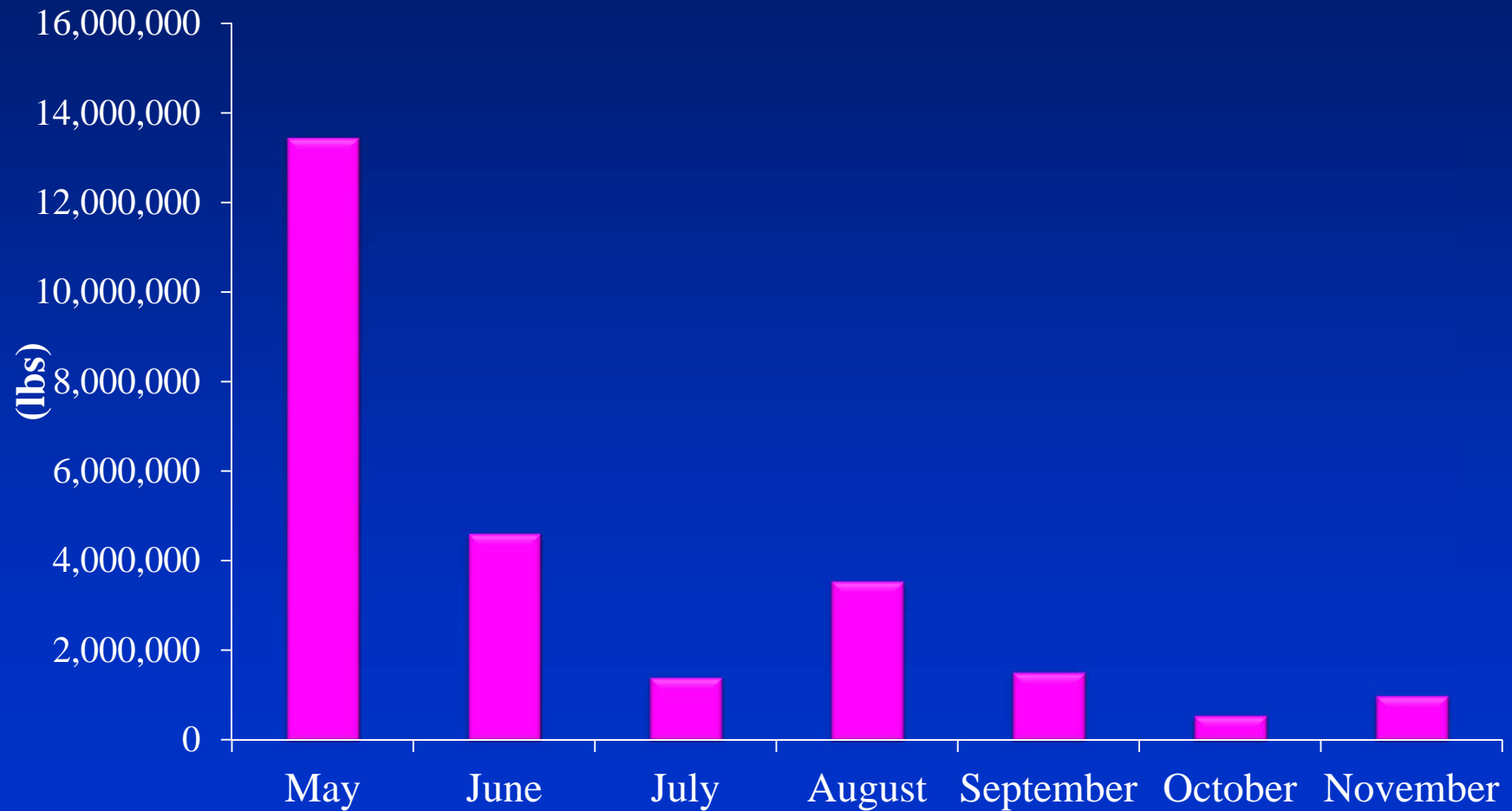


APS Processing sorting crew

Spread out rockfish landings and remove conflict with salmon: Prior to RPP (2006), Rockfish landings occurred only in July.

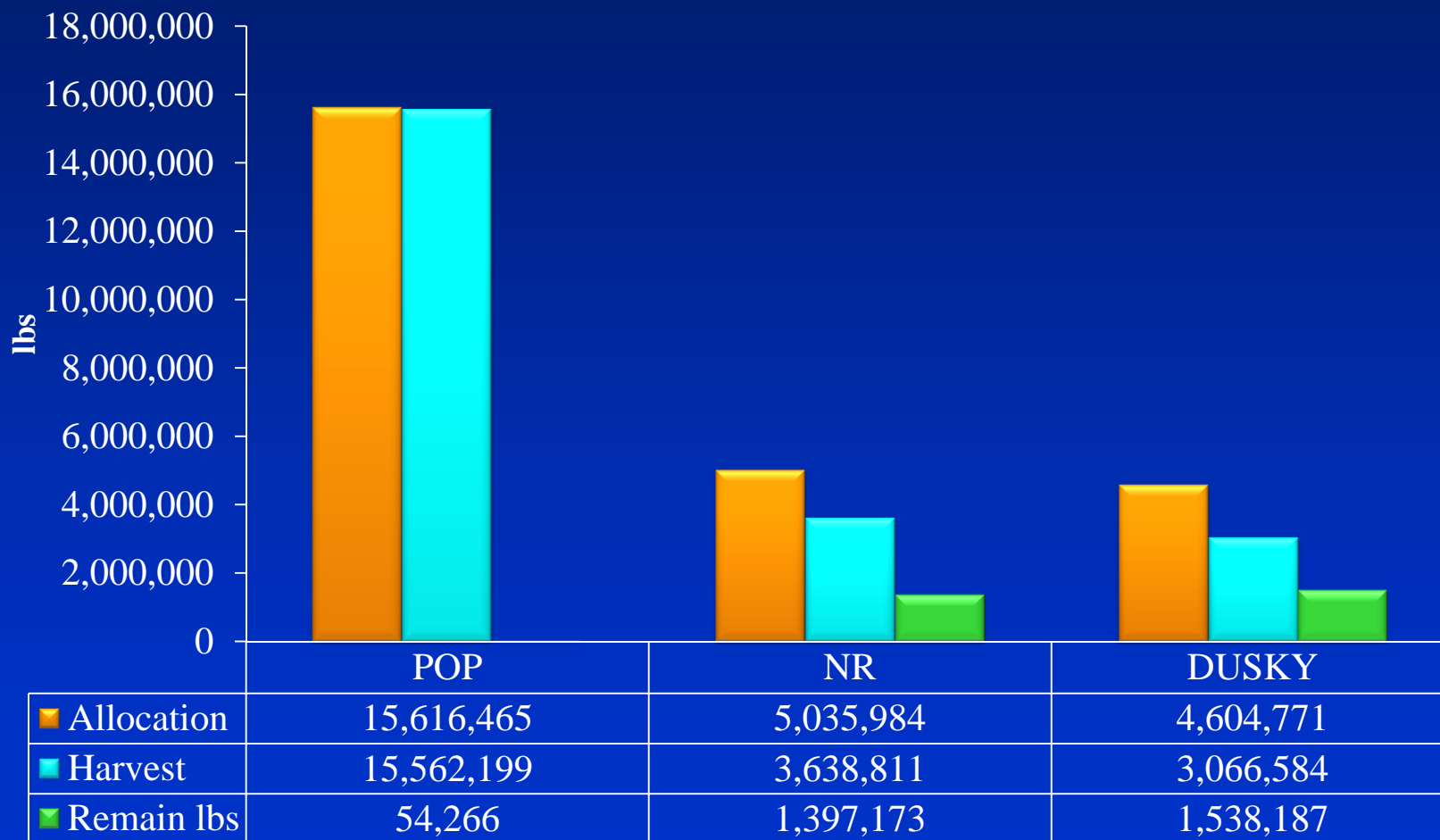


Landings by Month – 2014 (all Species)

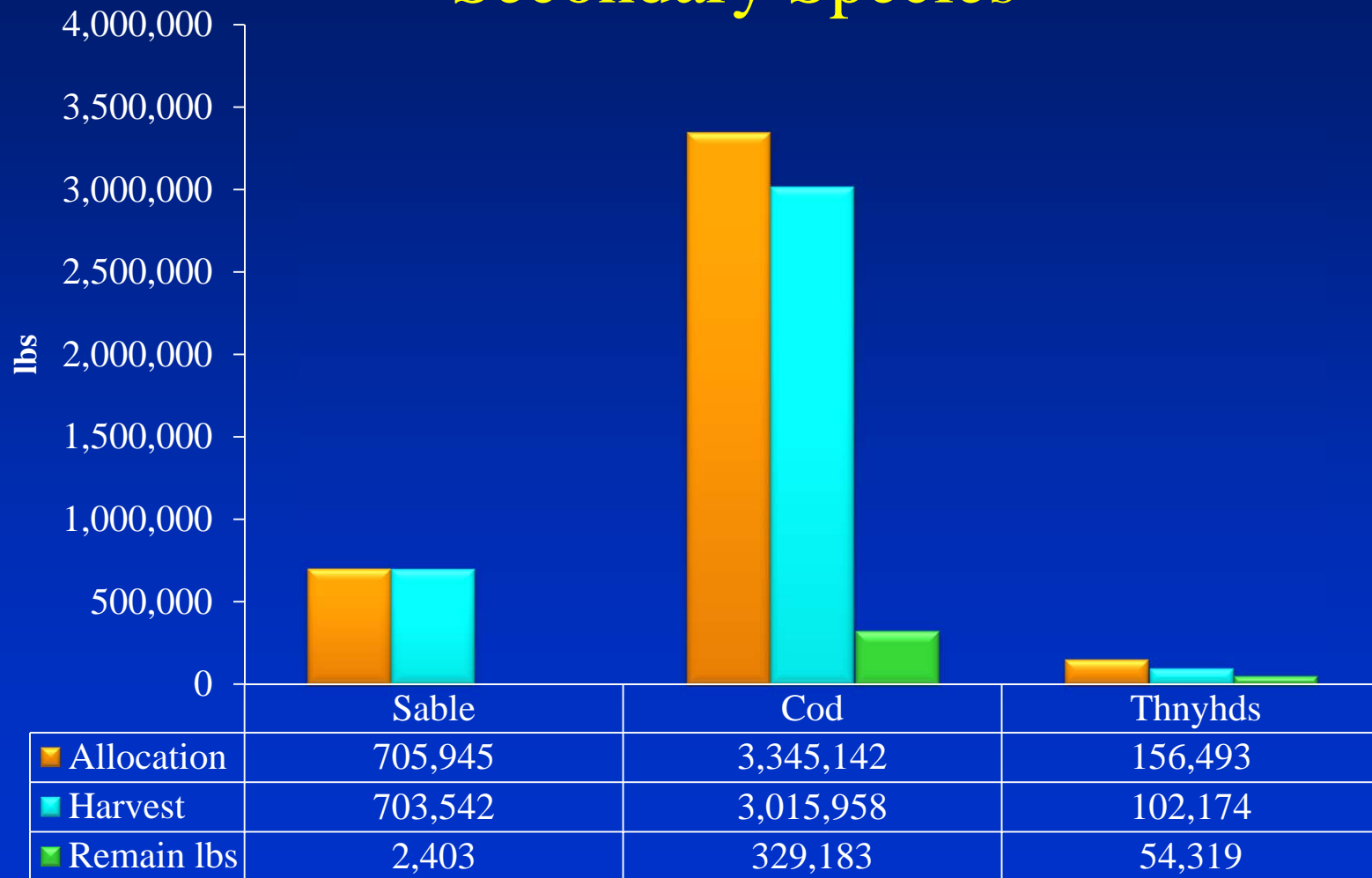


2014 CV Rockfish Co-ops

(POP easy to catch compared to Northerns and Dusky)

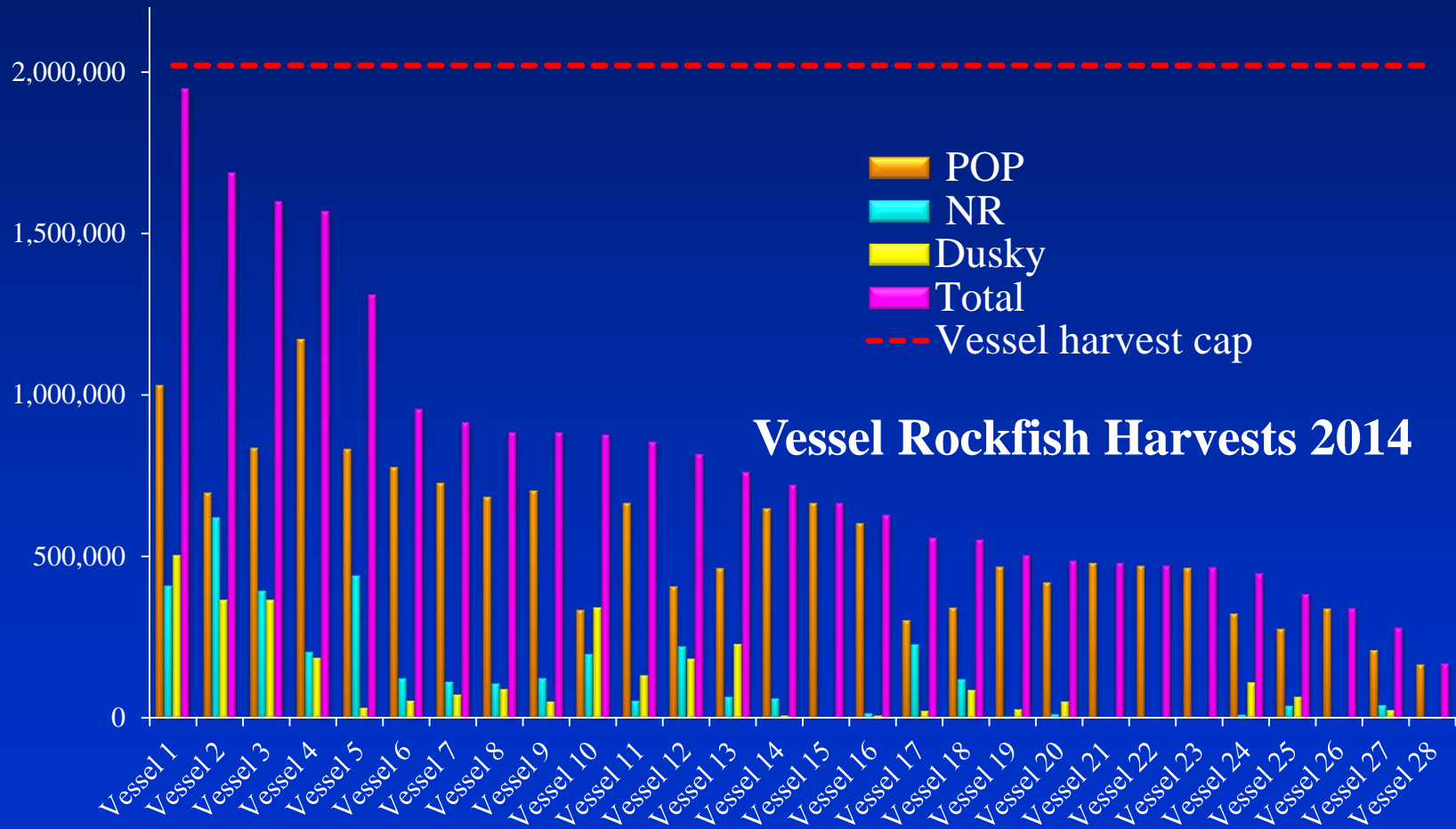


2014 CV Rockfish Co-ops: Secondary Species



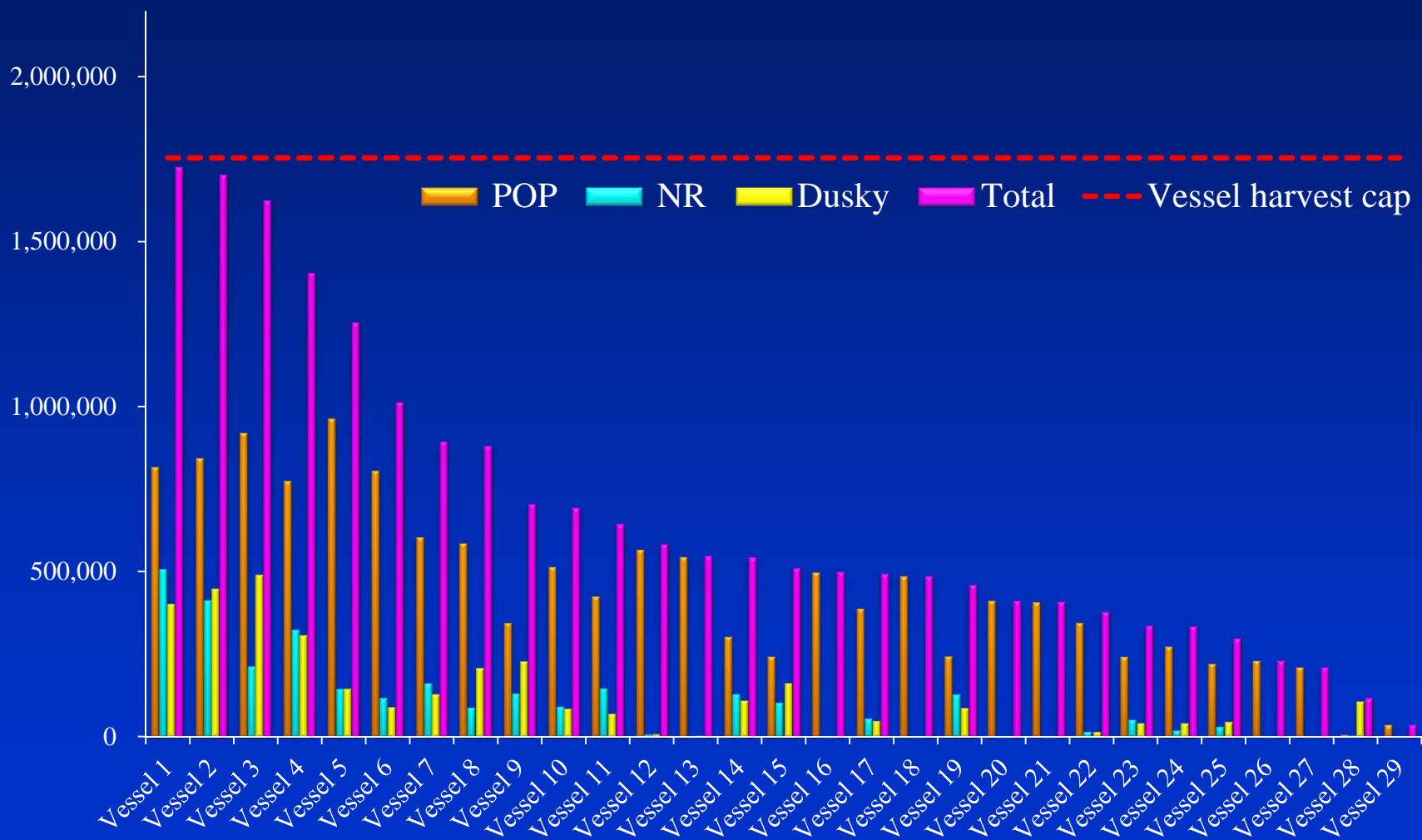
8% Vessel Rockfish harvest cap (2,020,578 lbs in 2014)

Vessels good at catching Northerns and Dusky approach cap



8% Vessel Rockfish harvest cap (1,753,623 lbs in 2013)

Vessels good at catching Northerns and Dusky approach cap





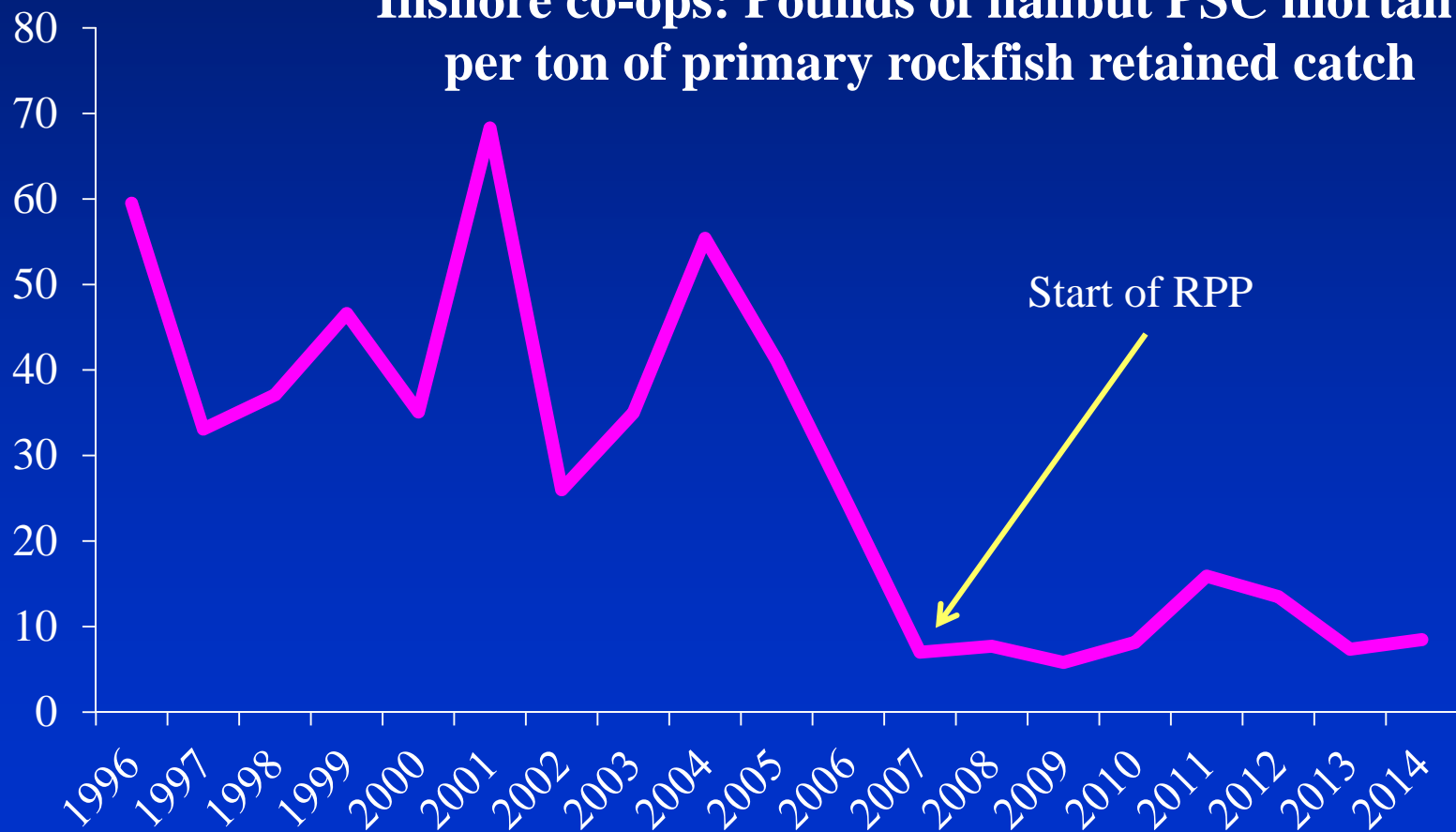
Conservation Goals of Contracts: Halibut Bycatch

- Sets acceptable Halibut bycatch rates by target fishery
 - Rates set on what vessel operators thought was achievable
 - Rates assured all cooperative quotas could be harvested
 - Individual accountability: if a vessel exceeds halibut standards, they must stop fishing until the vessel's fishing practices can be assessed.
- RP rewards system allows 55% of the halibut savings to be rolled over to the limited access trawl fisheries (compared to 100% in the RPP). This allowed for additional groundfish catches in November and December



✓ GOAL: Reduce Halibut Bycatch

Inshore co-ops: Pounds of halibut PSC mortality per ton of primary rockfish retained catch



Halibut savings “rolled over” for use in late Fall flatfish fisheries.

Total RPP/RP Halibut PSC remaining (CV plus CP allocations).

	2007	2008	2009	2010	2011	2012	2013	2014
Allocation (mt)	176	171	170	209	208	191.4	191.4	191.4
Usage (mt)	50	36	27	60	73	88	62	78
lbs/mt Rockfish	9.6	6.5	5.1	9.6	11.9	11.6	9.2	9.9
% Used	28.4%	21.1%	15.9%	28.7%	35.1%	46.0%	32.4%	40.8%
Rollover (mt)	128	135	139	149	135	57	72	62

Chinook salmon bycatch avoidance and hot spot reporting:

2014 Season:

Bycatch Avoidance Plan in effect:

- i) Individual vessel Chinook salmon bycatch standards for the months of May, June, July, and August
 - ii) Hotspot reporting required
- *520 Chinook caught over the season compared to 1,271 in 2013*
 - *New cap in effect for 2015: 1,200 Chinook*

PSC: Chinook CV Co-op Catch (no.)

Year	Chinook (no.)	Rockfish Harvest (mt)	Rate (Chinook/ mt)
2007	840	7,748	0.108
2008	1,683	7,440	0.226
2009	892	6,874	0.130
2010	1,017	7,992	0.127
2011	396	7,071	0.056
2012	817	10,067	0.081
2013	1,271	8,820	0.144
2014	520	10,100	0.051
Average	930	8,264	0.112

Source: Steve Whitney, NMFS

Cooperative Research: Rockfish Genetics



- As in 2013, the shoreside co-ops partnered with Ken Hansen, the North Pacific Groundfish Observer Program, NMFS Alaska Region and NMFS Genetics Lab in Auke Bay to collect tissue samples and biological data from all Chinook landed in the 2014 shoreside rockfish fishery for Stock of Origin analysis. **98% of the landed salmon were sampled in 2014** (468 fish).
- All Chinook were examined for the presence or absence of adipose fin clips and Coded Wire Tags (CWT). This will allow for an estimation of Chinook bycatch that originate from hatcheries
- Project funded by the North Pacific Fisheries Research Foundation
- Preliminary data analysis by Auke Bay Lab available April 2016.
- Project expected to continue in 2015.