

Gulf of Alaska Other Rockfish Stock Complex

Kristen Omori and Cindy Tribuzio



November 2024
Presentation to the Plan Team



Stock & Assessment Overview

- 20 non-target rockfish (*Sebastes spp.*)
- Managed in 3 Tiers
 - Tier 4, 5, and 6
- Update assessment
 - No new data
 - Tier 6: removal of DSR species
- Northern rockfish excluded from Other Rockfish ABC and OFL calculations in the assessment, but EGOA ABC from the Northern assessment is transferred to Other Rockfish EGOA ABC during the November PT deliberations

	Common name	Tier
Other Slope	sharpchin rockfish	4
	harlequin rockfish	5
	redbanded rockfish	5
	redstripe rockfish	5
	silvergray rockfish	5
	aurora rockfish	6
	blackgill rockfish	6
	bocaccio	6
	Chilipepper	6
	darkblotched rockfish	6
	greenstriped rockfish	6
	pygmy rockfish	6
	shortbelly rockfish	6
	splitnose rockfish	6
	stripetail rockfish	6
	vermilion rockfish	6
	widow rockfish	6
	yellowmouth rockfish	6
	yellowtail rockfish	6
	northern rockfish ^a	n/a
DSR	canary rockfish ^a	6
	China rockfish ^a	6
	darkblotched rockfish ^a	6
	quillback rockfish ^a	6
	redstripe rockfish ^a	6
	tiger rockfish ^a	6
yelloweye rockfish ^a	6	



PT/ SSC Comments- Specific to Assessment

- *“The Council is considering a motion to change the spatial management of demersal shelf rockfish (DSR), by moving DSR species out of the other rockfish category to a GOA-wide assessment. **The SSC supports making this change to the DSR complex in the 2024 stock assessment for implementation for the 2025 fisheries and looks forward to examining the area apportionment at that time.**” (SSC, October 2023)*



This is an **update** assessment to reflect the species membership change in the stock complex (i.e., removal of DSR species from Other Rockfish)



Stock Overview- Current Status

Area	2024 ABC	2024 TAC	2024 OFL	2024 Catch*
Western/ Central/ West Yakutat	1,353	1,353		472
Southeast Outside	2,421**	370		29
Total	3,774**	1,653	4,977	501

**Includes added Northern ABC for EGOA

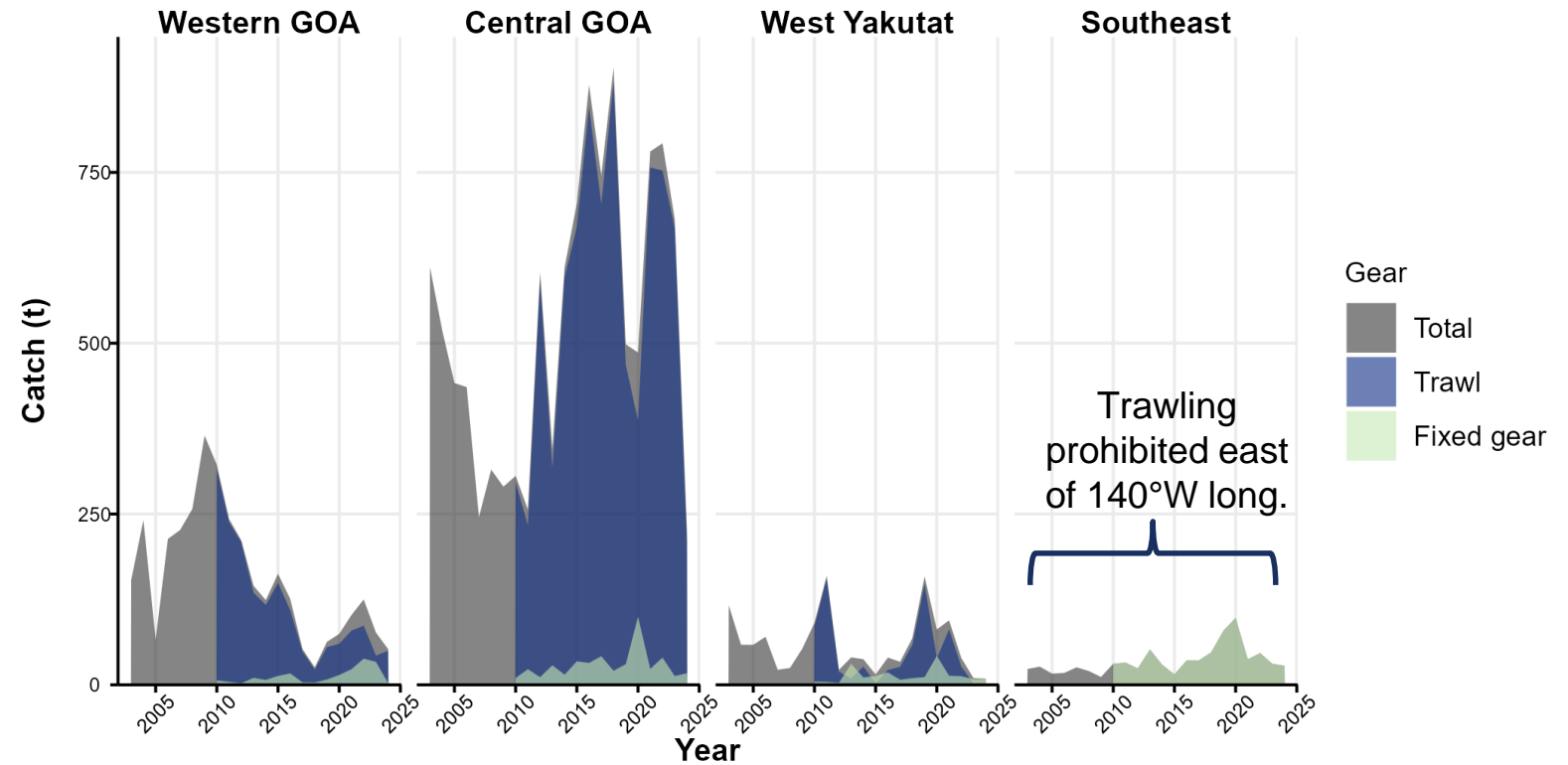
*Catch as of Oct. 8, 2024

- Total GOA catch is ~ 13% of OFL (~30% of TAC)
- 2024 catch is down ~ 54% from 2023 (1,079 t)



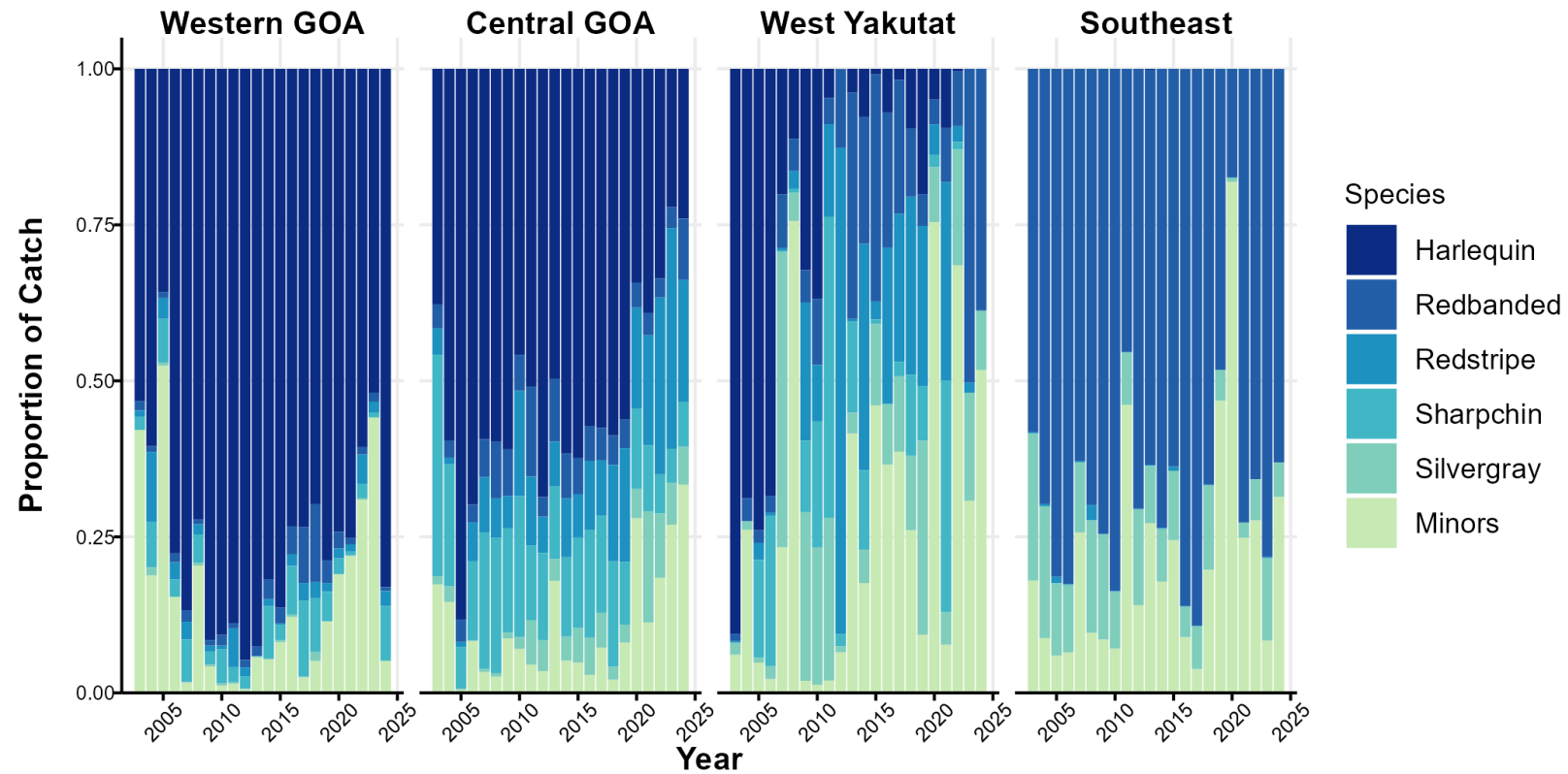
Catch

- Incidentally-caught
- 89% trawl fisheries
- Highest in Central GOA by the rockfish trawl fishery
- Discards ~ 50%



Catch

- 95% of total GOA Other Rockfish catch = 5 species
- Variable annual catch → patchy distributions
- Unidentified rockfish grouped with 'minors' & monitored



Models- Overview

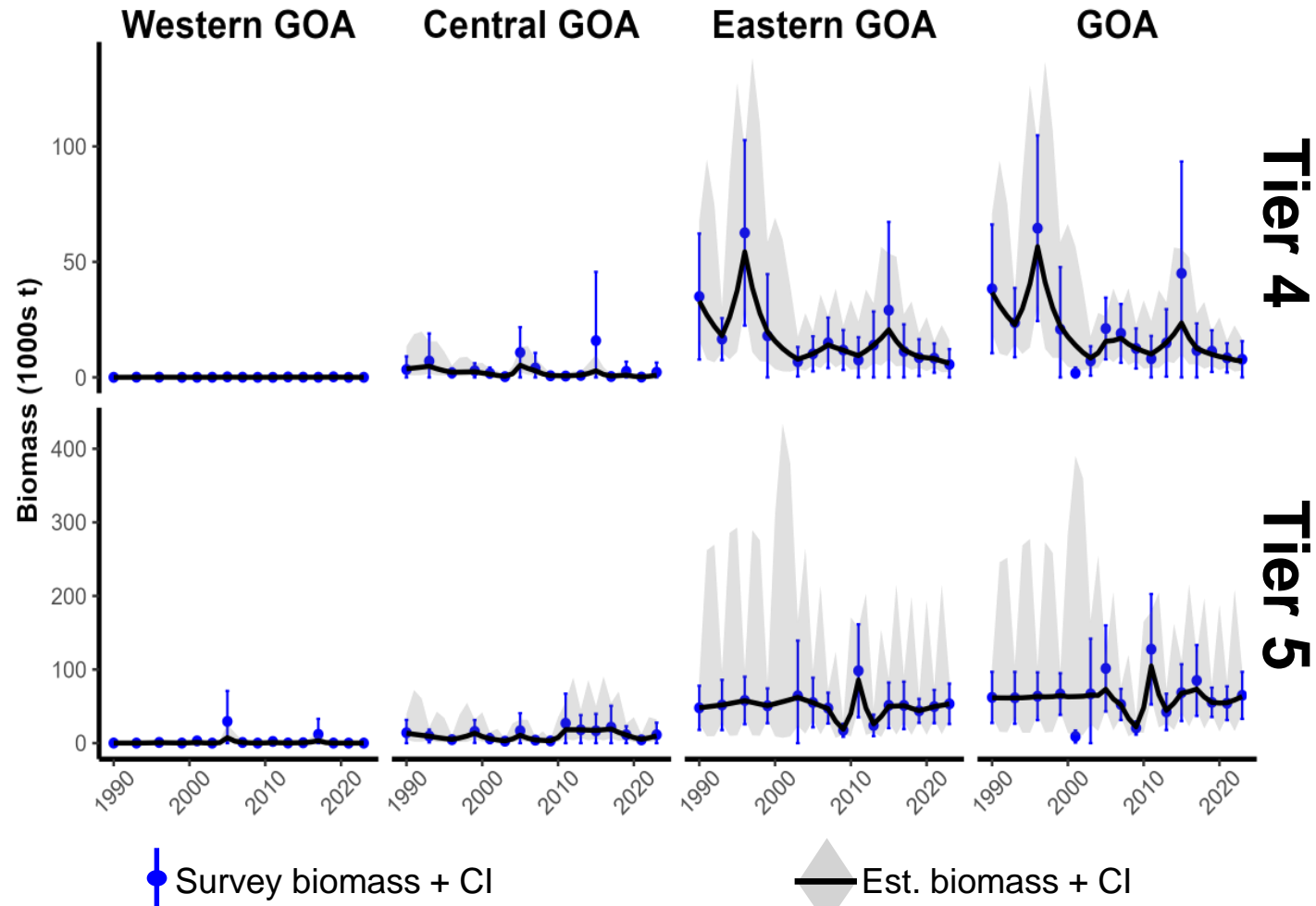
No new model runs (no new survey data)

Tiers	Data Input	Assessment method	OFL calculations	Change?
Tier 4: 1 species	GOA bottom trawl survey	REMA	Biomass x $F_{35\%}$	NO
Tier 5: 4 species	GOA bottom trawl survey	REMA	Biomass x \overline{Wt}_M	NO
Tier 6: 14 species	Fishery catch	Catch history	Maximum catch	YES



Models- Biomass Estimates: Tier 4 & 5

No new model runs (no new survey data)



Harvest Recommendations: Tier 4 & 5

Model	Tier	Biomass Est. (2024)	F_{OFL}	OFL	F_{ABC}	ABC
15.2	Tier 4	7,008 t	$F_{35\%} = 0.079$	554	$F_{40\%} = 0.065$	456
23.1	Tier 5	63,291 t	$\overline{Wt_M} = 0.062$	3,924	$0.75 * F_{OFL}$	2,943

No new model runs (no new survey data)



Harvest Recommendations

Tier (# species)	Biomass (2024)	F_{OFL}	OFL	F_{ABC}	ABC
Tier 4 (1 species)	7,008 t	$F_{35\%} = 0.079$	554	$F_{40\%} = 0.065$	456
Tier 5 (4 species)	63,291 t	$\overline{Wt_M} = 0.062$	3,924	$0.75 * F_{OFL}$	2,943
Tier 6 (14 species)			140		105
All Tiers			4,618		3,504

- 70% ↓

- 7% ↓
from 2023

- 7% ↓
from 2023



Area Allocation

Recommendation (2025 - 2026)

Complex	Western GOA/ Central GOA/ West Yakutat	Southeast Outside	Total
Area ABC (t)	1,083	2,421	3,504
OFL (t)			4,618

Allocation from 2024 (based on 2023 assessment)

Complex	Western GOA/ Central GOA/ West Yakutat	Southeast Outside	Total
Area ABC (t)	1,353	2,421	3,774
OFL (t)			4,977



Other Rockfish- Conclusions



ABC and OFL recommendations for the full Other Rockfish complex for 2025–2026.

Quantity All Other Rockfish Combined	As estimated or <i>specified last year for:</i>		As estimated or <i>recommended this year for:</i>	
	2024	2025	2025	2026
Tier	4/5/6	4/5/6	4/5/6	4/5/6
OFL (t)	4,977	4,977	4,618	4,618
<u>maxABC</u> (t)	3,774 ¹	3,774 ¹	3,504	3,504
ABC (t)	3,774 ¹	3,774 ¹	3,504	3,504
Status	As determined <i>last year for:</i>		As determined <i>this year for:</i>	
	2023	2024	2024	2025
Overfishing		n/a		n/a

¹ABCs include the transferred northern rockfish ABC to the Other Rockfish ABC.

***Specs from 2023
assessment**



Questions?



Contact:

kristen.omori@noaa.gov



Special thanks to:
GAP team
Alaska Regional Office
AKFIN team
Observers
Survey teams