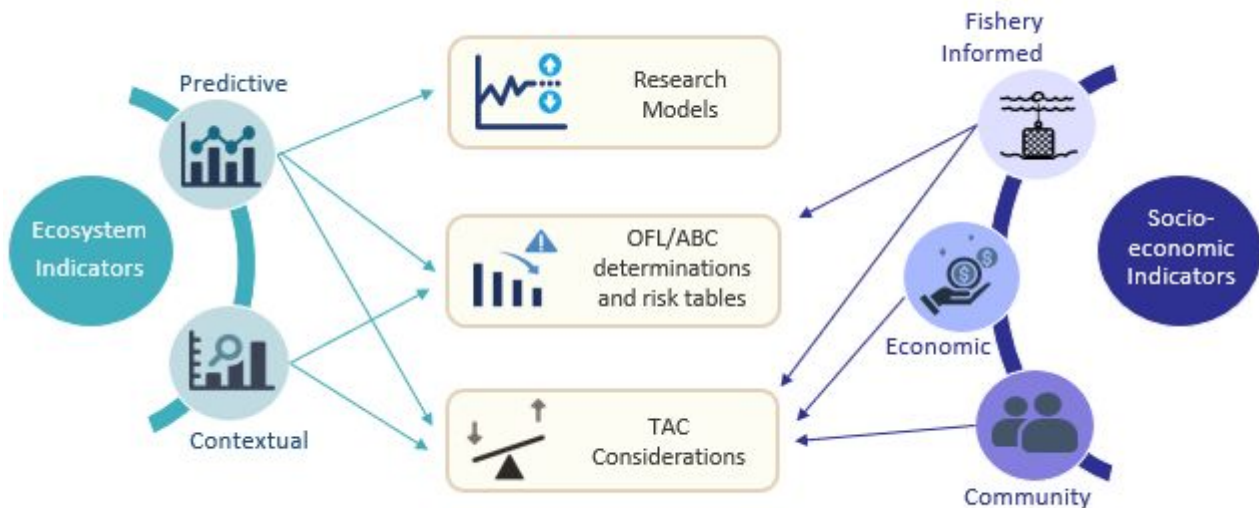




Gulf of Alaska Pacific Cod

2026 Ecosystem and Socioeconomic Profile (ESP) Report Card



Ecosystem Considerations



Predictive

- The Pacific Cod **spawning habitat suitability decreased to low** due to the warmest temperature at depth since 2019, which may have a negative effect on egg survival and a potentially poor 2025 year class.





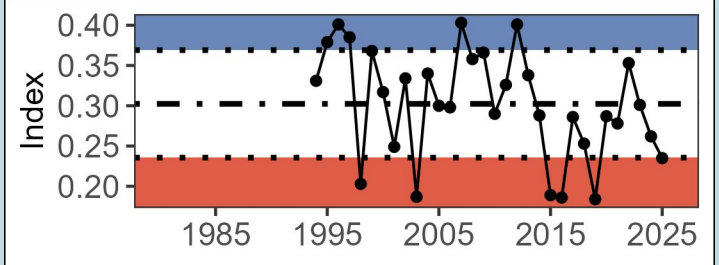

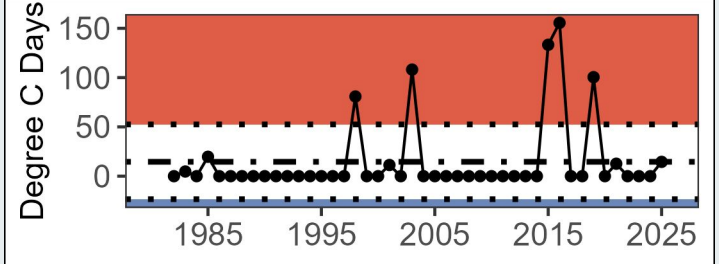


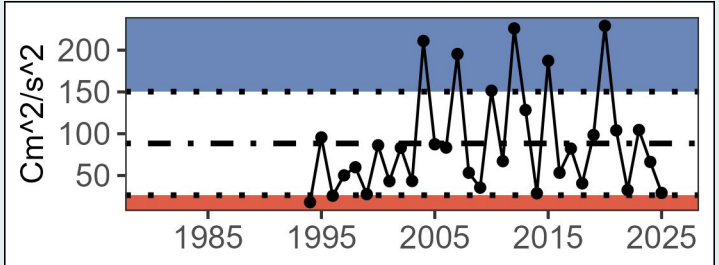

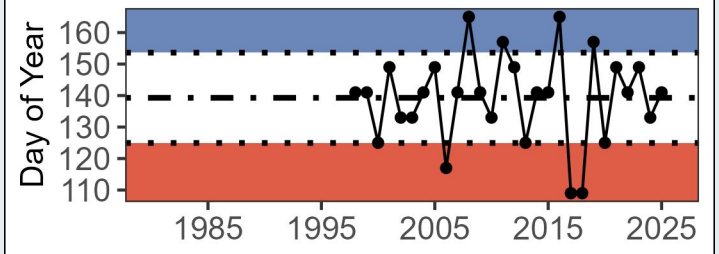

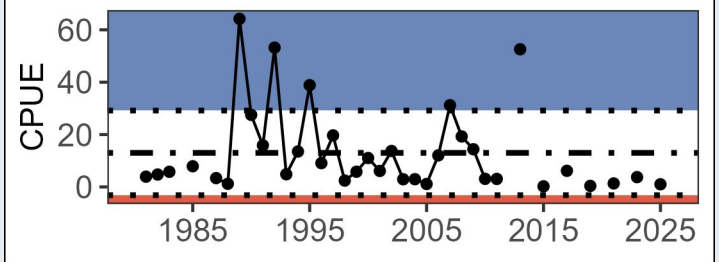
Contextual

- Recruitment indicators of spring larvae and summer young-of-the-year (YOY) catch per unit effort (CPUE) were both below average **supporting a potentially poor 2025 year class**.
- Ecosystem considerations indicators were **overall average status with mixed directional trends** from 2024 to 2025 conditions.
- Environmental indicators include an increase to **average heatwave events during spawning** but not at the levels of the major heatwave events in 2015, 2016, and 2019 and a decrease to below average eddy kinetic energy implying **reduced larval retention and cross-shelf transport**.
- Prey indicators included average spring bloom timing, sufficient forage resources for seabirds, but a decrease to **below average body condition for juvenile and adult Pacific cod** and a slightly increased metabolic demand.
- Predator indicators were **below average biomass consumed of Pacific cod** based on arrowtooth, Pacific cod, and pollock predation in the multispecies model but a **steadily increasing population of Steller sea lions** in the GOA.



Gulf of Alaska Pacific Cod ESP Report Card

Ecosystem Indicators

Indicator	Status	Trend
 Pacific Cod Spawning Habitat Suitability	Below long-term mean 	
Heatwave During Spawning in GOA	Near long-term mean 	
 Eddy Kinetic Energy in Kodiak	Near long-term mean 	
Peak Timing of Spring Bloom in WCGOA	Near long-term mean 	
Spring Pacific Cod Larvae CPUE in Shelikof	Near long-term mean 	

Most recent year indicator status indicates *good conditions*, *average conditions*, or *poor conditions* for the stock



Gulf of Alaska Pacific Cod ESP Report Card

Ecosystem Indicators




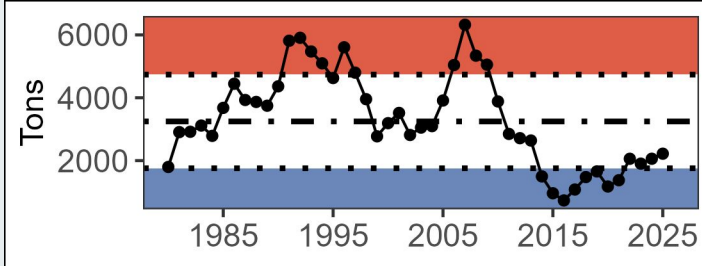

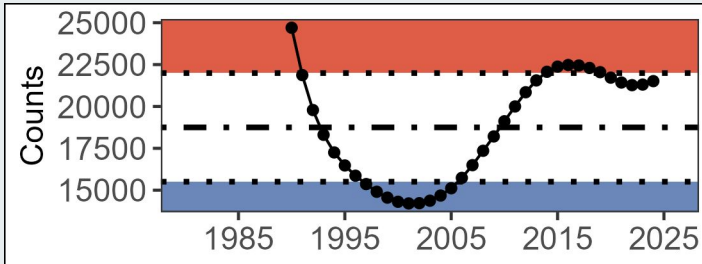
Indicator	Status	Trend
Murre Reproductive Success on Chowiet	Near long-term mean 	
Summer Pacific Cod YOY CPUE in WCGOA	Near long-term mean 	
Juvenile Pacific Cod Condition in GOA	Near long-term mean 	
Adult Pacific Cod Condition in GOA	Near long-term mean 	
Pacific Cod Ration in GOA	Near long-term mean 	

Most recent year indicator status indicates *good conditions*, *average conditions*, or *poor conditions* for the stock



Gulf of Alaska Pacific Cod ESP Report Card

Ecosystem Indicators

Indicator	Status	Trend
Biomass Eaten of Pacific Cod	Near long-term mean 	
Adult Steller Sea Lion Counts in GOA	Near long-term mean 	


Contextual

Most recent year indicator status indicates *good conditions*, *average conditions*, or *poor conditions* for the stock