NOAA FISHERIES



Gulf of Alaska (GOA) Pacific Cod

2026 Ecosystem and Socioeconomic Profile (ESP) Report Card

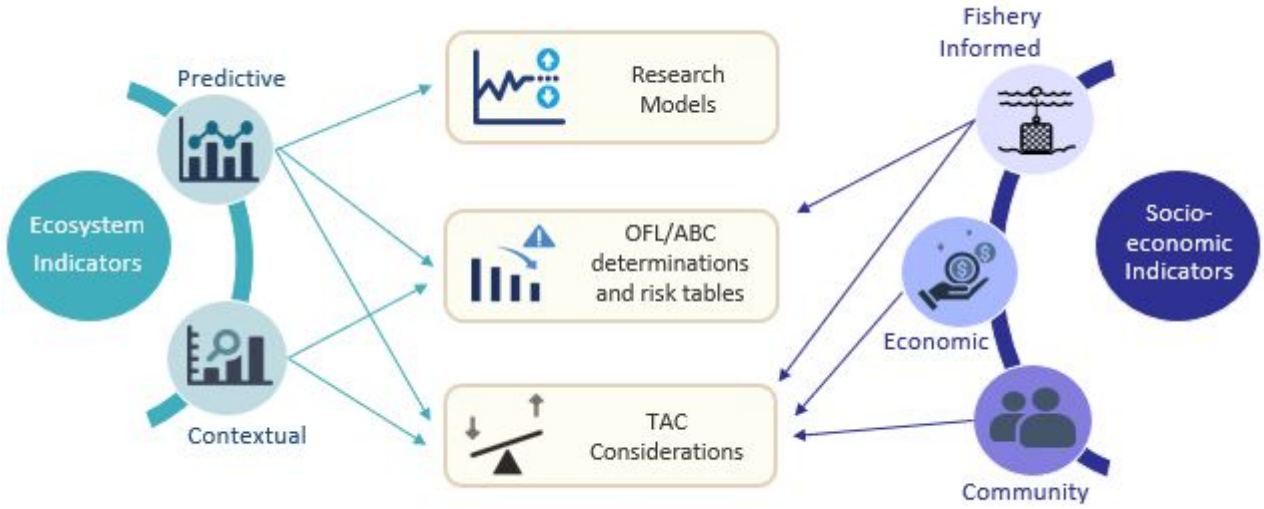

Ecosystem Considerations

Predictive

- The Pacific Cod **spawning habitat suitability increased to above average** similar to the level in 2022, which may have a positive effect on egg survival and potentially imply a good 2026 year class. This indicator now uses MOM6 modeled bottom temperatures.

Contextual

- For recruitment indicators, only the summer young-of-the-year (YOY) catch per unit effort (CPUE) was updated and it had the second highest value of the time series **supporting a potentially good 2026 year class**.
- Estimates of **age-1 natural mortality** of Pacific cod from the multispecies model remain near average and **above the stock assessment model** estimate.
- Ecosystem considerations indicators were **overall average status with mixed directional trends** from 2025 to 2026 conditions.
- Environmental indicators include a decrease to **no heatwave events during spawning**, and an increase but still below average eddy kinetic energy implying **reduced larval retention and cross-shelf transport**.
- Prey indicators included **early spring bloom timing**, **sufficient forage resources for seabirds**, and a slightly increased but still **below average metabolic demand** based on the multispecies model.
- Predator indicators were slightly increased but still **below average biomass consumed of Pacific cod** based on the multispecies model and a **steadily increasing population of Steller sea lions** in the GOA.

NOAA FISHERIES



GOA Pacific Cod ESP Report Card

Ecosystem Indicators

	Indicator	Status	Trend
Predictive	**Pacific Cod Spawning Habitat Suitability**	Near long-term mean	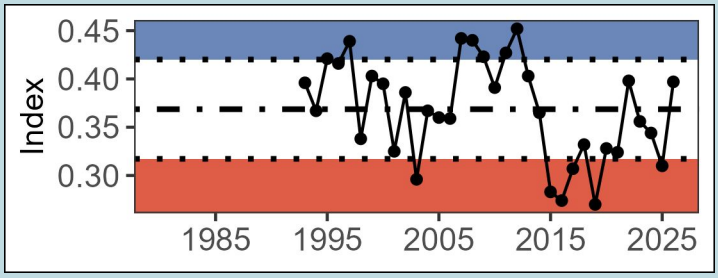
	Heatwave During Spawning in GOA	Near long-term mean	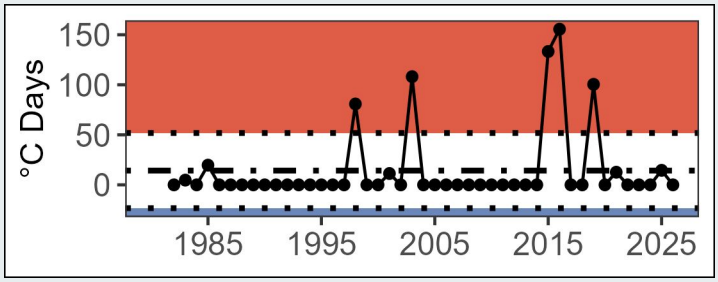
Contextual	**Eddy Kinetic Energy in Kodiak**	Near long-term mean	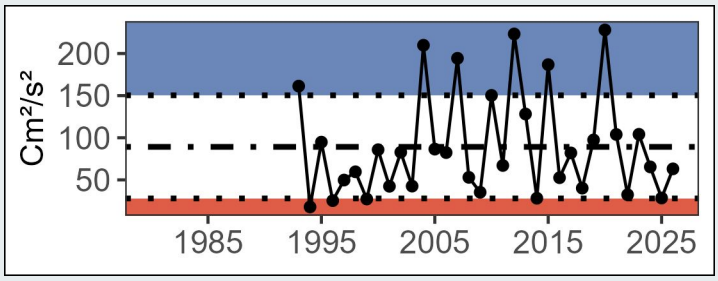
	Peak Timing of Spring Bloom in WCGOA	Below long-term mean	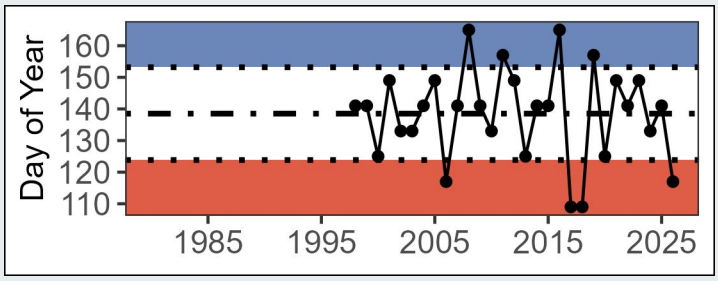
	Spring Pacific Cod Larvae CPUE in Shelikof	Below long-term mean	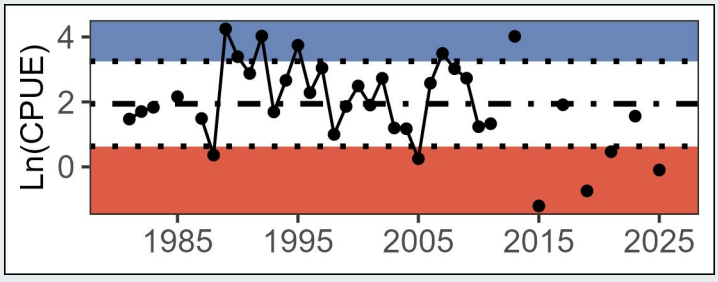

Most recent year indicator status indicates good conditions, average conditions, or poor conditions for the stock

NOAA FISHERIES



GOA Pacific Cod ESP Report Card

Ecosystem Indicators

Contextual

Indicator	Status	Trend
Murre Reproductive Success on Chowiet	Near long-term mean	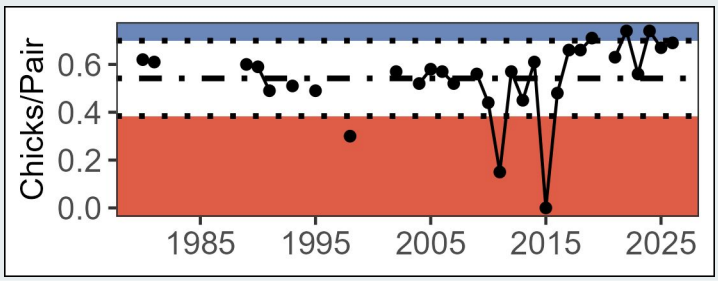
Summer Pacific Cod YOY CPUE in WCGOA	Above long-term mean	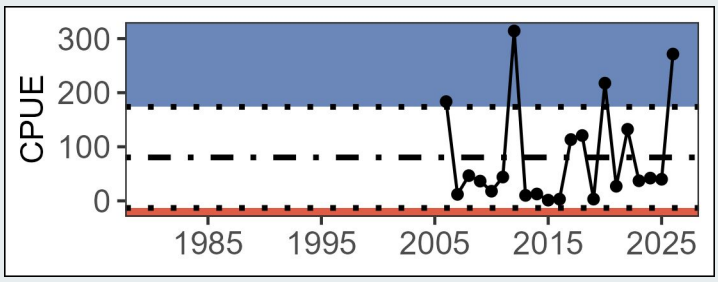
Age-1 Pacific Cod Natural Mortality	Near long-term mean	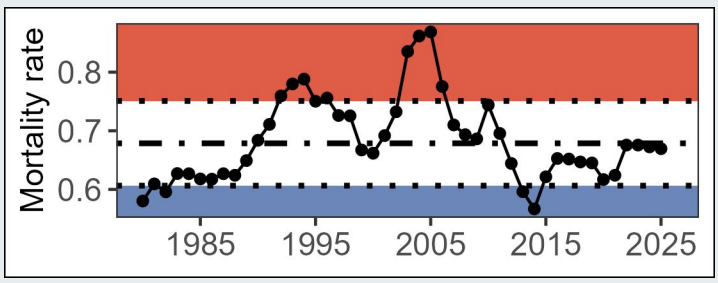
Pacific Cod Ration in GOA	Near long-term mean	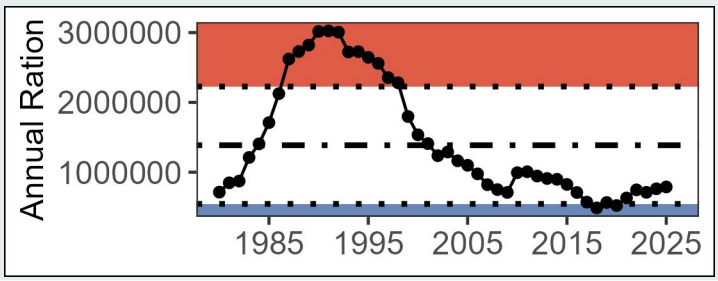
Biomass Eaten of Pacific Cod	Near long-term mean	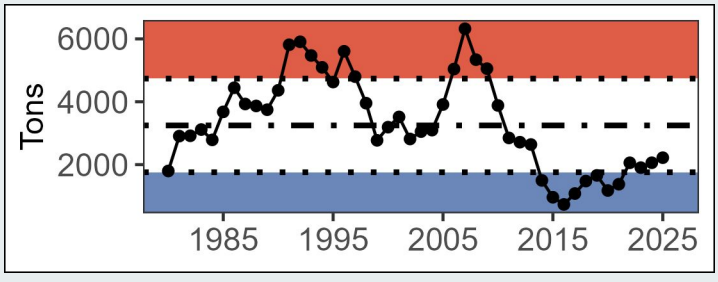

Most recent year indicator status indicates good conditions, average conditions, or poor conditions for the stock

NOAA FISHERIES



GOA Pacific Cod ESP Report Card

Ecosystem Indicators

Indicator	Status	Trend
Adult Steller Sea Lion Counts in GOA	Near long-term mean	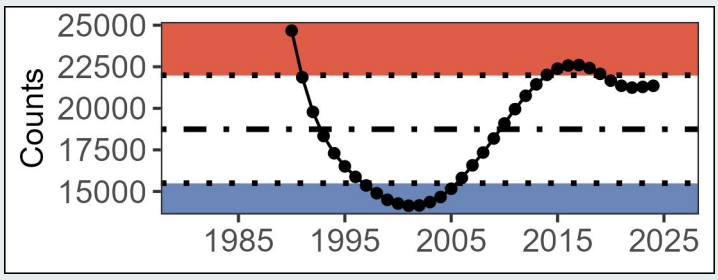

Contextual

Most recent year indicator status indicates good conditions, average conditions, or poor conditions for the stock

NOAA FISHERIES



Gulf of Alaska (GOA) Pacific Cod

2026 Ecosystem and Socioeconomic Profile (ESP) Report Card

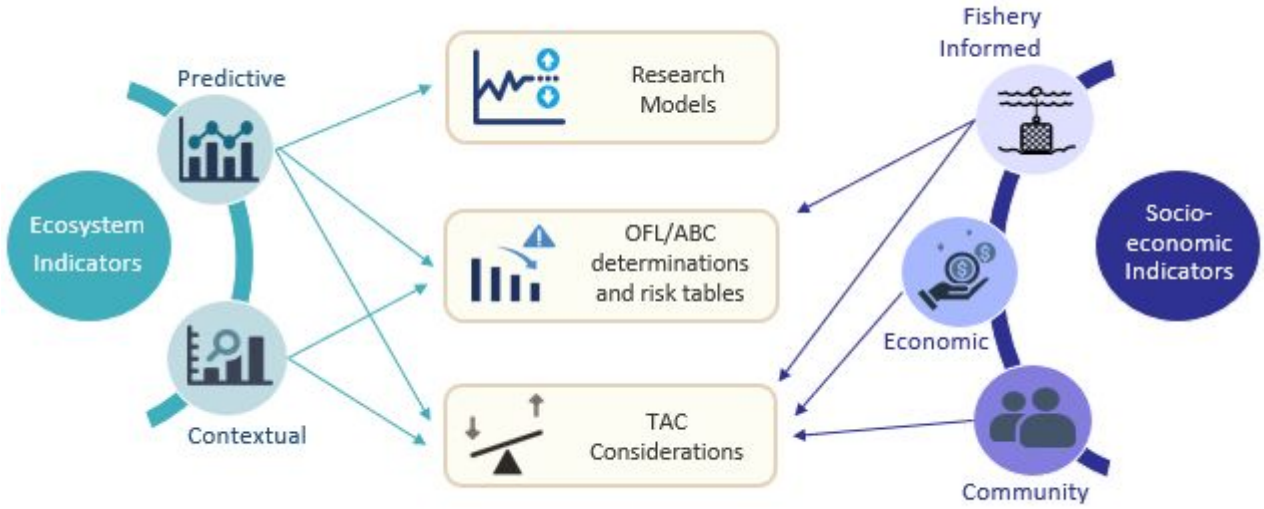

Socioeconomic Considerations

Economic

- Ex-vessel value increased by 77% from 2024, remaining within one-standard deviation of the historical range for only the second year of the last eight.
- In 2025, ex-vessel price increased from an all time-series low (2024), increasing 69% from 2024 to within one-standard deviation of the historical range.
- Revenue-per-unit-effort increased by 28% from 2024, falling within the one-standard deviation of the historical range and greater than the historical average.

NOAA FISHERIES



GOA Pacific Cod ESP Report Card

Socioeconomic Indicators

Economic

Indicator	2025 Status	Trend
Pacific Cod Real Ex-vessel Value in GOA	Near long-term mean	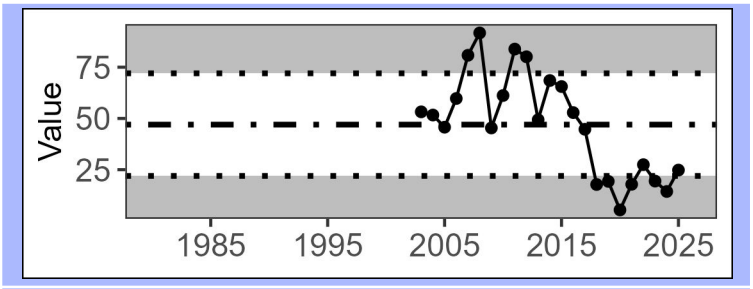
Pacific Cod Real Ex-vessel Price in GOA	Near long-term mean	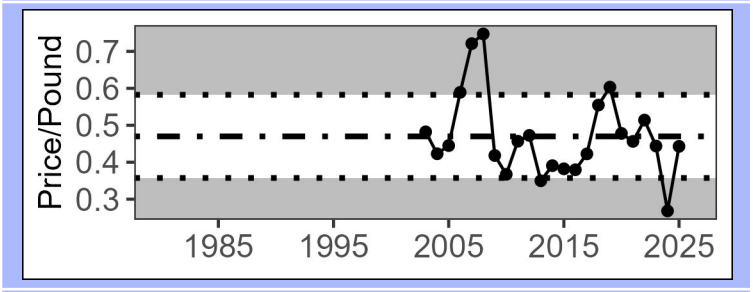
Pacific Cod Real Revenue per Unit Effort in GOA	Near long-term mean	