NOAA FISHERIES



Gulf of Alaska (GOA) Pollock

2026 Ecosystem and Socioeconomic Profile (ESP) Report Card

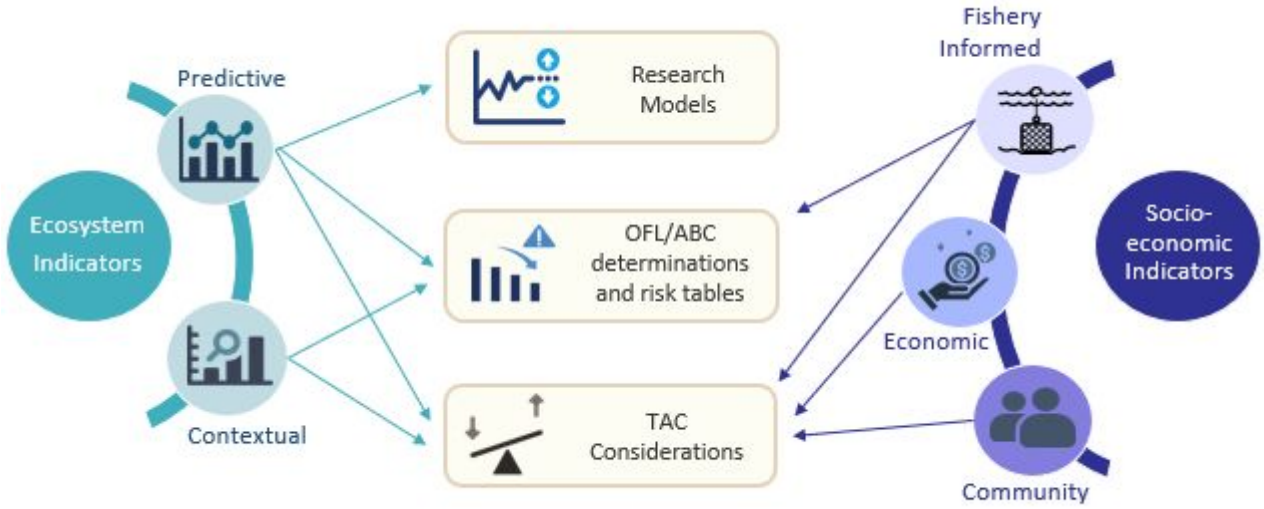

Ecosystem Considerations

Predictive

- **Low spring surface temperatures** and **high CPUE for age-0 pollock in the nearshore** survey suggesting a **potentially good 2026 year class**.
- **High mean wind toward the northwest into less suitable habitat** and continued **below average fall condition** of adults suggest reduced prey.
- For predictive indicators that were not updated this year, l**arval CPUE in the spring was low in 2025** and young-of-the-year (YOY) pollock in the offshore Shelikof surveys had l**ow condition and low CPUE in 2023**.

Contextual

- Increase but still **below average pollock relative biomass** in seabird diets.
- Estimates from the multispecies model for GOA pollock show **large fluctuations in age-1 predation mortality** over time and recent estimate below average.
- There were **no heatwave events** and prey resources were **mixed overall** with high chlorophyll-*a* biomass, early spring bloom, above average reproductive success of planktivorous seabirds, below average energetic demand, increase to **above average winter adult pollock condition** in the acoustic survey.
- **Predation demand** of pollock for prey based on the multispecies model has been **steadily decreasing** since 2016 reflecting the ageing of the large 2013 cohort.
- **Biomass consumed** of GOA pollock as prey by all predators in the multispecies model **remains low**, reflecting the lower recent biomass of predators and no recent large recruitment events of pollock.

NOAA FISHERIES



GOA Pollock ESP Report Card

Ecosystem Indicators

	Indicator	Status	Trend
Predictive	**Spring Sea Surface Temperature in WCGOA**	Below long-term mean	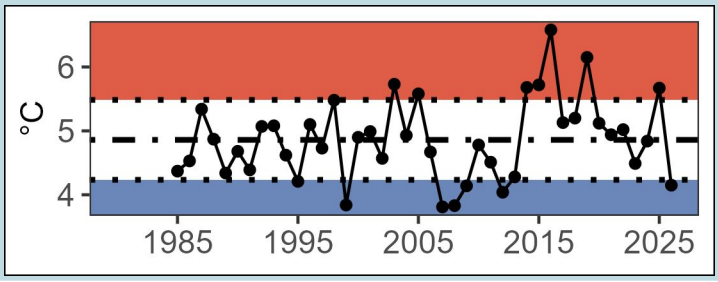
	Spring Wind Direction	Above long-term mean	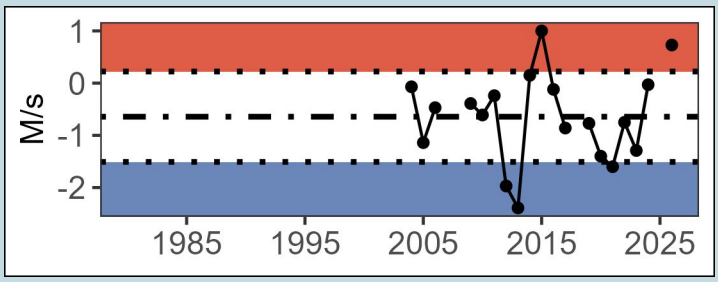
Contextual	**Summer to Fall YOY Prey**	Near long-term mean	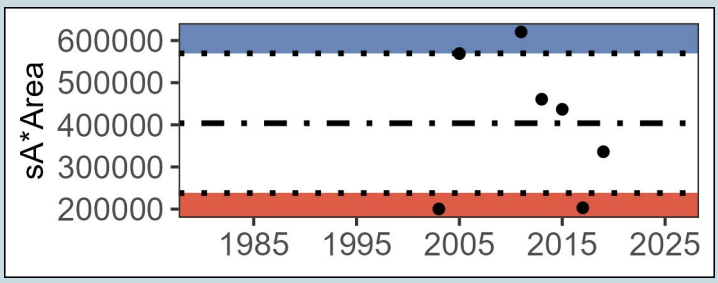
	Spring Pollock Larvae CPUE	Below long-term mean	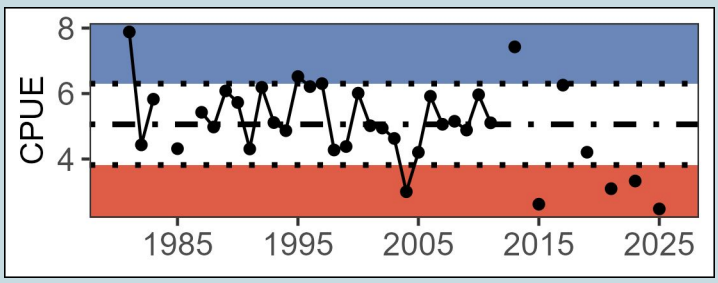
	Pollock YOY CPUE Offshore in Shelikof	Near long-term mean	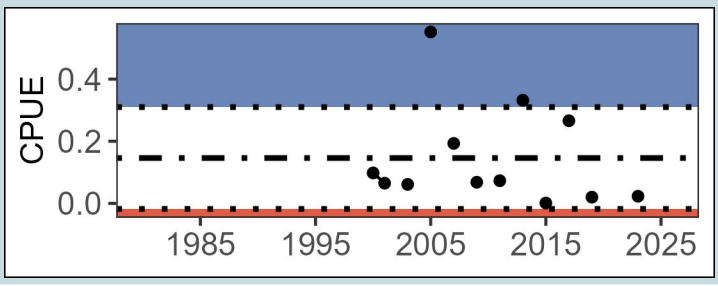

Most recent year indicator status indicates good conditions, average conditions, or poor conditions for the stock

NOAA FISHERIES



GOA Pollock ESP Report Card

Ecosystem Indicators

	Indicator	Status	Trend
Predictive	**Pollock YOY Condition in Shelikof**	Below long-term mean	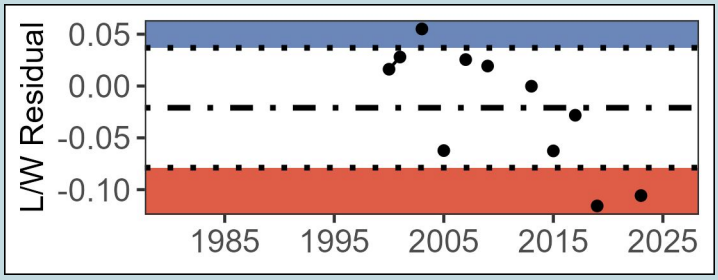
	Pollock YOY CPUE Nearshore in Kodiak	Above long-term mean	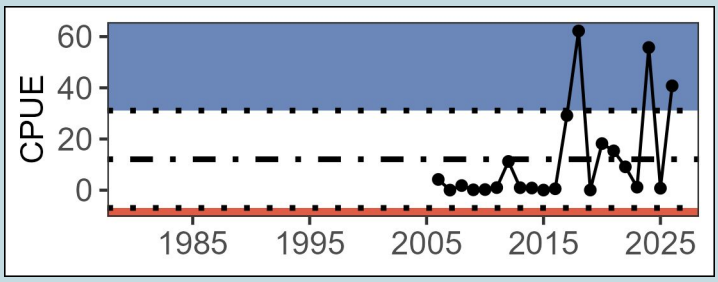
	Adult Fall Pollock Condition in the Fishery	Near long-term mean	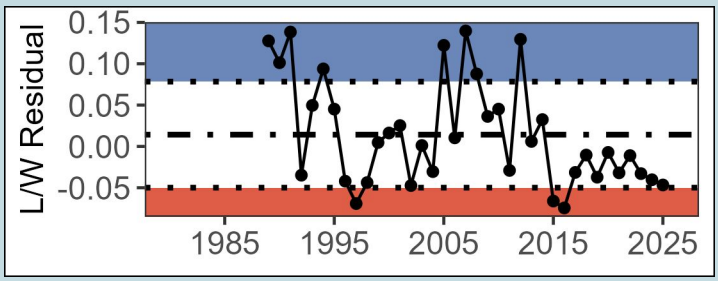
Contextual	**Heatwave in CGOA**	Near long-term mean	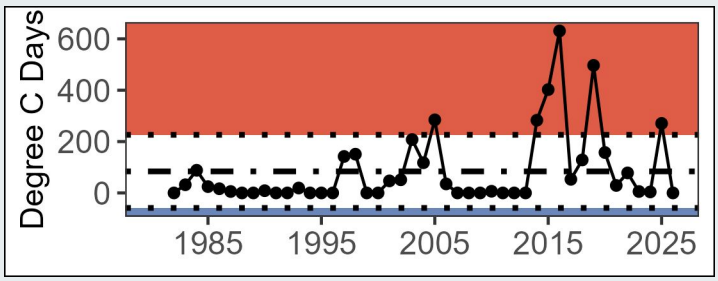
	Chlorophyll-*a* Biomass in WCGOA	Above long-term mean	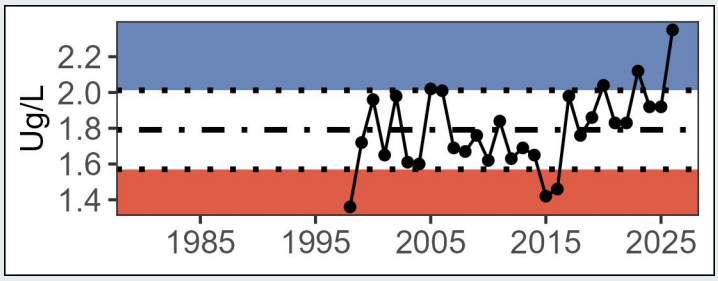

Most recent year indicator status indicates good conditions, average conditions, or poor conditions for the stock

NOAA FISHERIES



GOA Pollcok ESP Report Card

Ecosystem Indicators

Contextual

Indicator	Status	Trend
Peak Timing of Spring Bloom in WCGOA	Below long-term mean	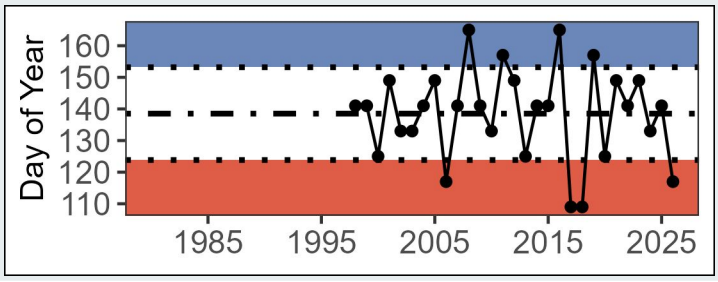
Spring Larval Prey	Above long-term mean	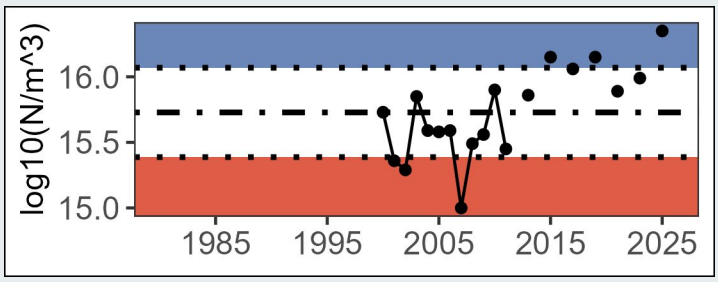
Auklet Reproductive Success in Chowiet	Above long-term mean	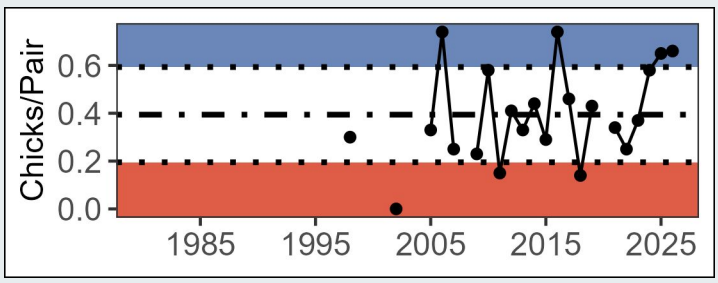
Pollock Relative Biomass in Aiktak	Near long-term mean	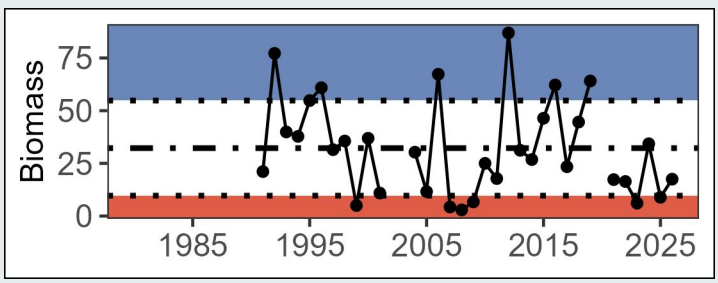
Predation Mortality Age-1 Pollock	Near long-term mean	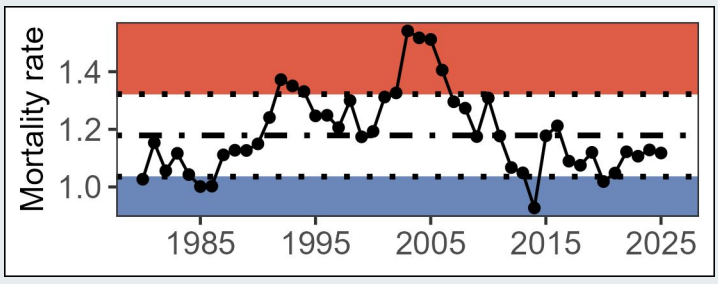

Most recent year indicator status indicates good conditions, average conditions, or poor conditions for the stock

NOAA FISHERIES



GOA Pollcok ESP Report Card

Ecosystem Indicators

Contextual

Indicator	Status	Trend
Proportion Euphausiid in Juvenile Pollock	Near long-term mean	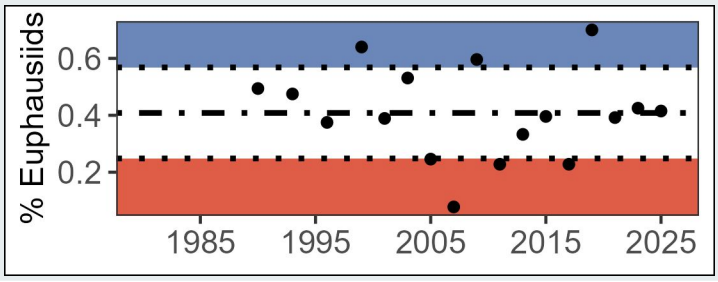
Winter Pollock Adult Condition	Near long-term mean	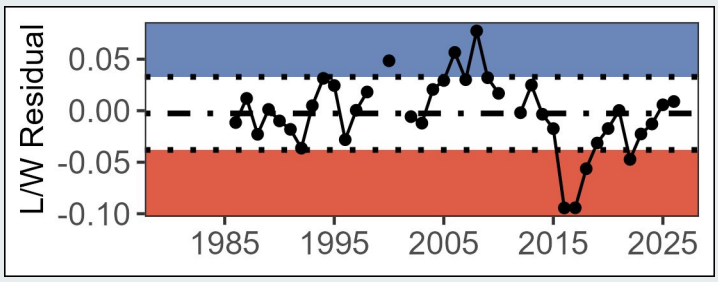
Pollock Ration in GOA	Near long-term mean	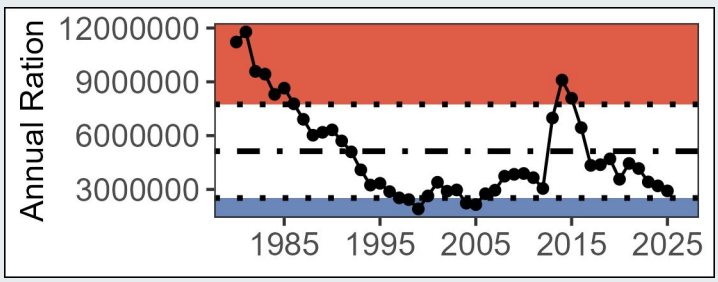
GOA Pollock Biomass Consumed	Near long-term mean	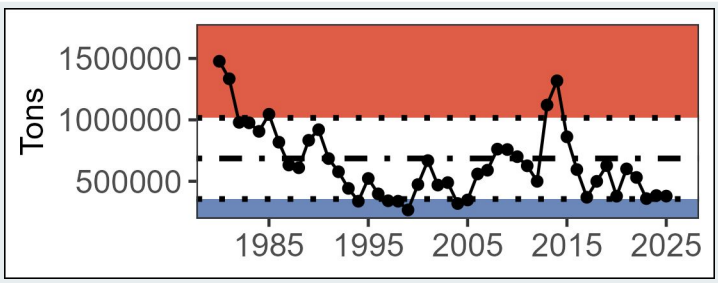
Steller Sea Lion Adults	Near long-term mean	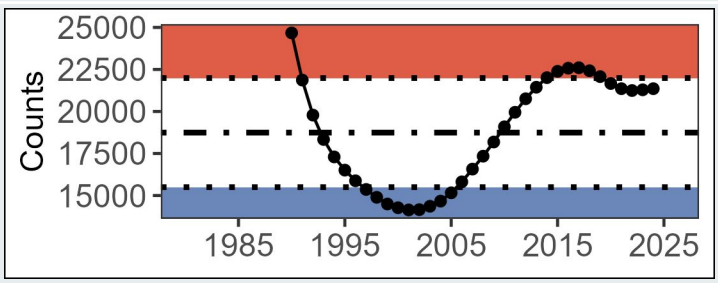

Most recent year indicator status indicates good conditions, average conditions, or poor conditions for the stock

NOAA FISHERIES



Gulf of Alaska (GOA) Pollock

2026 Ecosystem and Socioeconomic Profile (ESP) Report Card

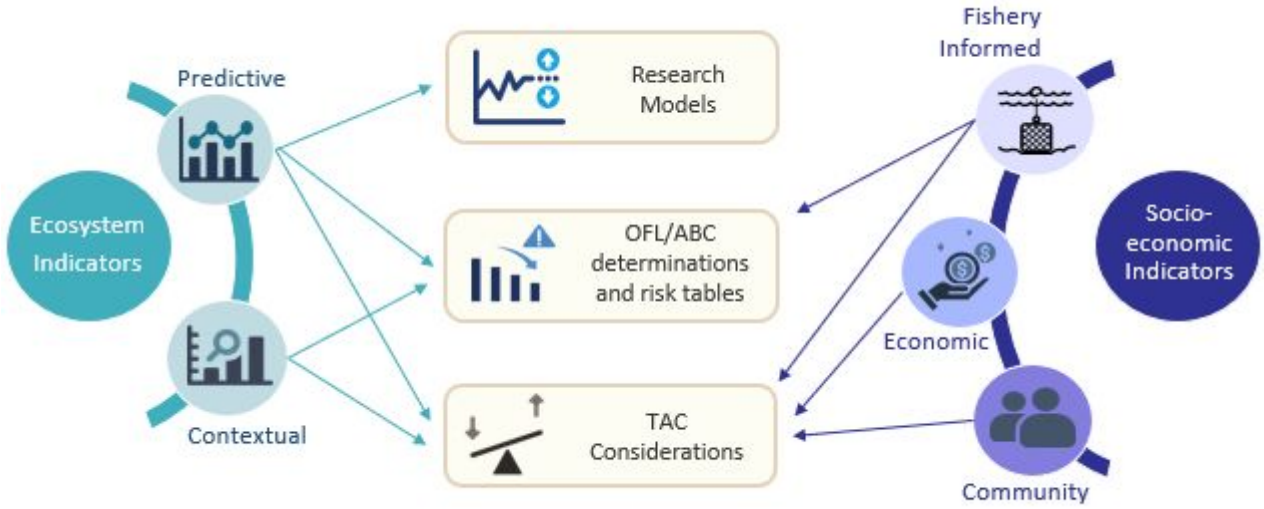

Socioeconomic Considerations

Fishery Informed

- **Fishery CPUE in the winter-spring was very high** while fishery CPUE in the **summer-fall decreased from high to below average**, representing a decoupling of the two fishery seasons
- **Roe-per-unit-catch in the fishery decreased** in 2026, but remains above the historical average and within one-standard deviation of the historical range..

Economic

- The average annual ex-vessel price per pound declined from 2022 levels falling below one-standard deviation in 2024 and 2025 and remained below the historical average for the ninth year in the last decade.

NOAA FISHERIES



GOA Pollock ESP Report Card

Socioeconomic Indicators

Indicator	2025 Status	Trend
Winter-Spring Pollock CPUE in Fishery (Fishery Informed)	Above long-term mean	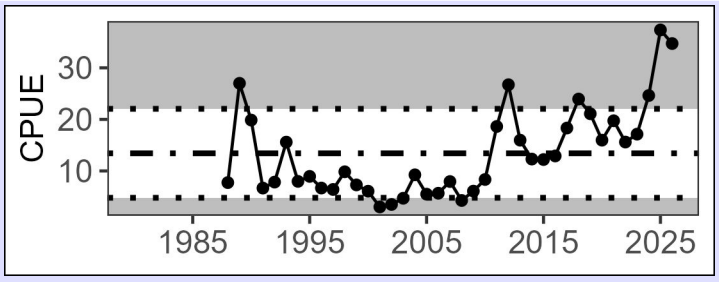
Summer-Fall Pollock CPUE in Fishery (Fishery Informed)	Near long-term mean	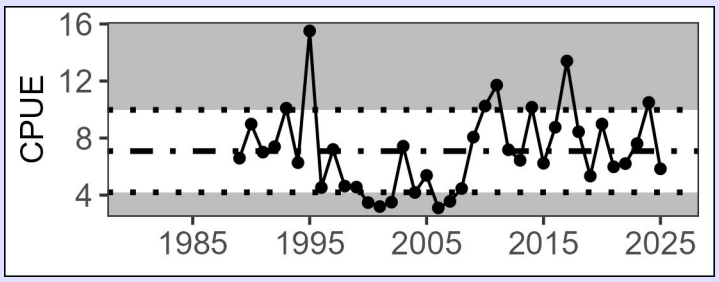
Pollock Roe-Per-Unit-Catch (Fishery Informed)	Near long-term mean	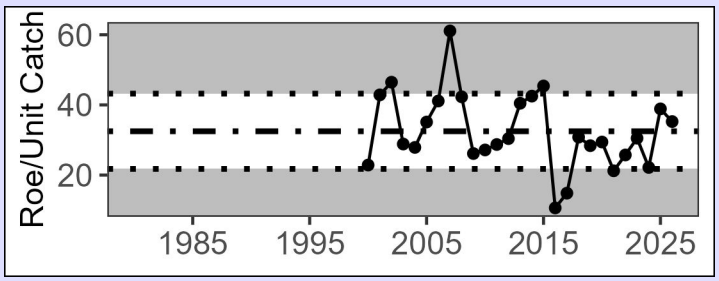
Pollock Real Ex-Vessel Price (Economic)	Below long-term mean	