

Pollock  
Conservation  
Cooperative


High Seas  
Catchers'  
Cooperative  
Annual Report  
2024

April 2025

NPFMC



# AFA Cooperatives



- 
- Improved Utilization of Pollock
  - Transparency and Public Access
  - Extensive Data Time Series
  - Local Knowledge Development
  - Fishing Plans
  - Cooperation and Communication Between Vessels
  - Bycatch Reporting
  - Skipper's Meetings

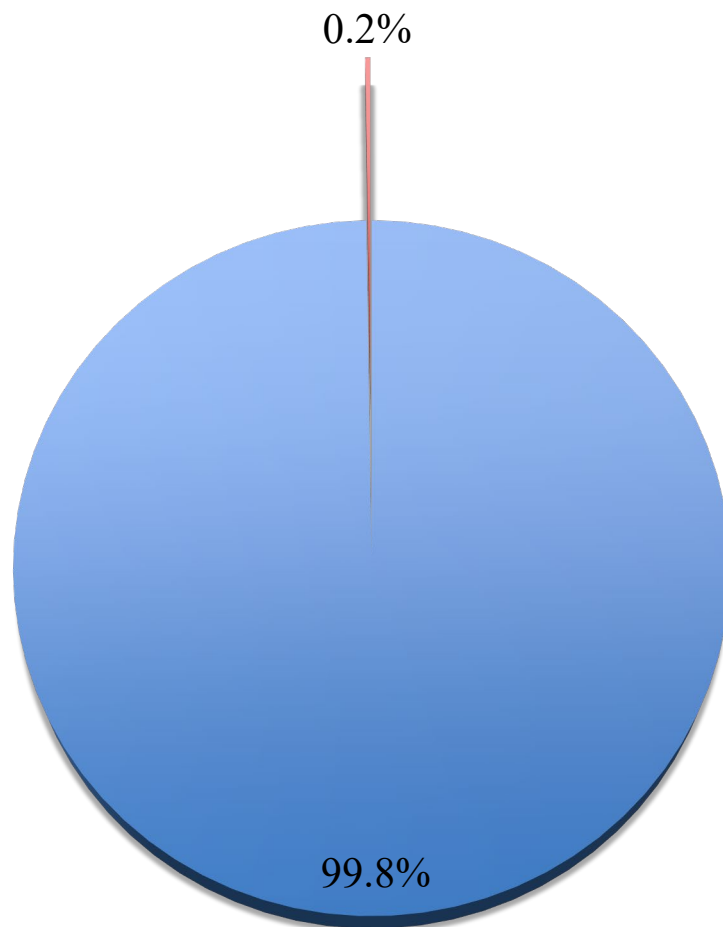
# Total PCC Pollock Directed Fishing Catch and Bycatch

<b>Pollock (mt)</b>	<b>Other groundfish (mt)</b>	<b>Halibut (mt)</b>	<b>Herring (mt)</b>
451,470	2,262	12	186



<b>Red King Crab (n)</b>	<b>Bairdi Crab (n)</b>	<b>Opilio Crab (n)</b>	<b>Chinook Salmon (n)</b>	<b>Other Salmon (n)</b>
3	271	54	2,892	7,166

# PCC Pollock Fishery Retained Groundfish Catch vs. Discards

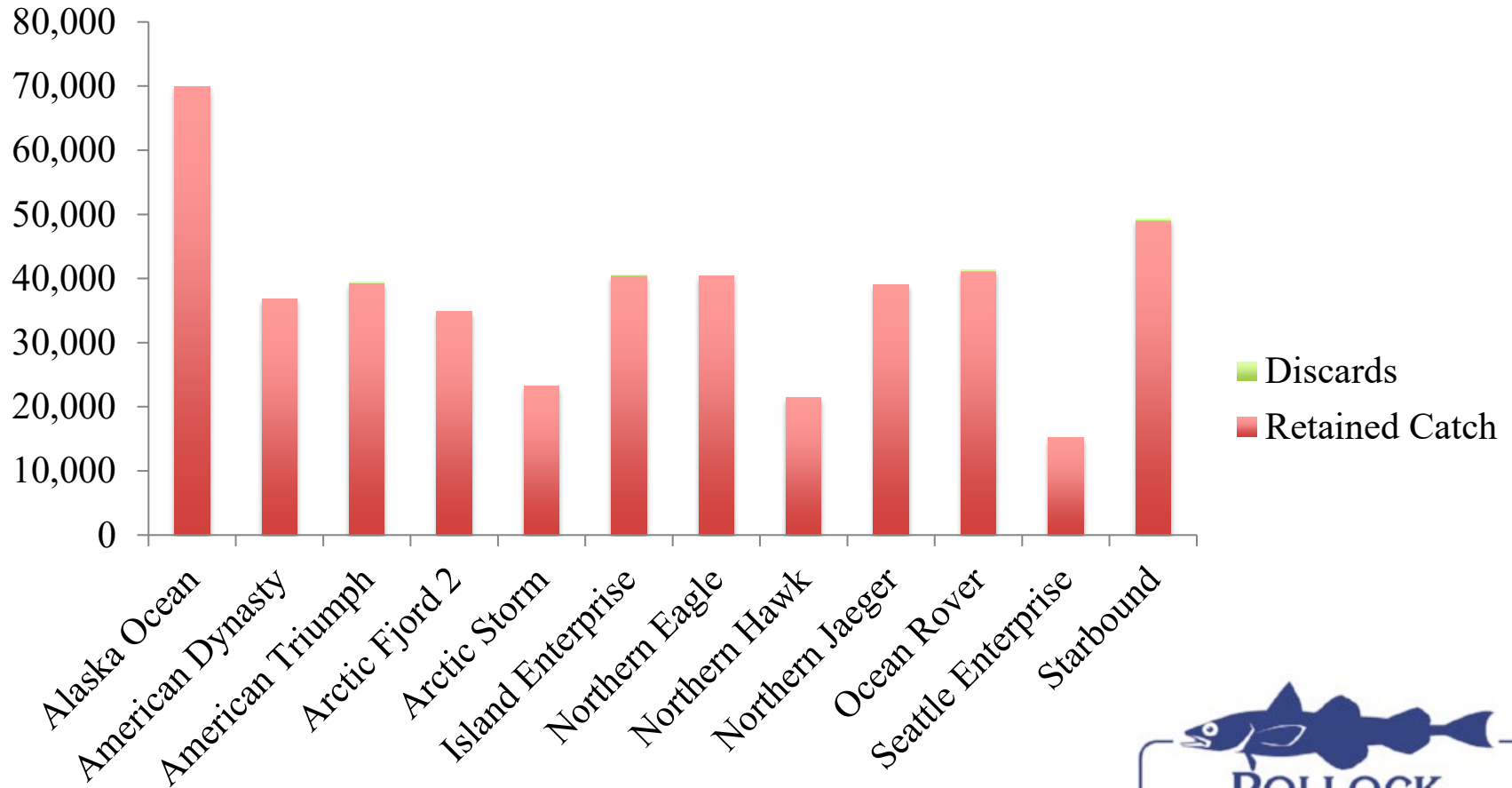


■ Total Retained Groundfish

■ Total Groundfish Discards



# PCC Pollock Catch and Discards by Vessel



# PCC Pollock Fishery Historical Halibut Bycatch

Year	Pollock Catch (MT)	Halibut Bycatch (MT)	Ratio (kg/MT)
2014	442,976	79	0.18
2015	457,648	74	0.16
2016	467,922	64	0.14
2017	472,736	57	0.12
2018	477,747	32	0.07
2019	490,115	66	0.13
2020	468,659	56	0.12
2021	480,179	78	0.16
2022	380,089	93	0.25
2023	451,684	22	0.05
<b>2024</b>	<b>451,470</b>	<b>12</b>	<b>0.03</b>

# PCC Pollock Fishery Historical Chum Salmon Bycatch

Year	B season Pollock Catch (MT)	B season Chum Bycatch (MT)	Chum Bycatch Rate (N/MT)	Estimated Combined WAK Chum
2014	266,606	61,829	0.232	8,714
2015	277,192	39,948	0.144	4,528
2016	284,070	134,746	0.474	21,074
2017	266,891	207,320	0.777	33,429
2018	263,934	99,426	0.377	17,640
2019	275,173	113,378	0.412	5,087
2020	245,375	77,118	0.314	1,925
2021	264,947	97,891	0.369	7,734
2022	209,668	71,782	0.342	8,036
2023	250,632	22,483	0.090	965
<b>2024</b>	<b>250,409</b>	<b>6,543</b>	<b>0.026</b>	<b>262</b>

# Total PCC Yellowfin Sole Directed Fishing Catch and Bycatch

<b>YFS (mt)</b>	<b>Other groundfish (mt)</b>	<b>Halibut (mt)</b>	<b>Herring (mt)</b>
1,345	2,040	24.6	0



<b>Red King Crab (n)</b>	<b>Bairdi Crab (n)</b>	<b>Opilio Crab (n)</b>	<b>Chinook Salmon (n)</b>	<b>Other Salmon (n)</b>
331	3,546	543	0	0



# PCC PSC Sideboard Catches and Sideboard Limits in the non-pollock fisheries

Prohibited Species	2024 Catch	2024 Limit	Over (Under) Limit
Halibut mortality - BSAI (mt)	28	286	(258)
Red king crab - Zone 1 (N)	99	606	(507)
C. opilio crab - COBLZ (N)	543	594,336	(593,793)
C. bairdi crab - Zone 1 (N)	1,054	122,520	(103,499)
C. bairdi crab - Zone 2 (N)	2,904	132,611	(129,707)



# HSCC Sideboard Catch

- No HSCC Sideboard Participation in 2024

