


# 2025 American Fisheries Act Catcher Vessel Intercooperative Annual Report

---

SUSIE ZAGORSKI  
INTERCOOP MANAGER  
UNITED CATCHER BOATS  
JUNE 2026



# Coop and Intercoop Structure



## AFA Inshore Cooperative Structure

**Membership**




The Cooperative is made up of AFA permitted fishing vessels that work together to support a strong and sustainable Bering Sea pollock fishery.

**Processors**

The Cooperative has a designated processor contractually responsible for receiving and processing at least 90% of the Coop's pollock allocation.

**Cooperative Agreement**





The Cooperative operates under a contractual agreement that outlines the rights, responsibilities, and obligations of the Cooperative, its members, and the designated processor.

**Cooperative Governance**




The Cooperative is governed by a Board of Directors elected by the members to provide oversight and set strategic direction for the Cooperative.

**Cooperative Management**




The Coop Manager is responsible for the day-to-day operations and management of the Cooperative, implementing the direction of the Board and supporting members.

## AFA CV Intercoop Structure



**THE INTERCOOP FOLLOWS THE INTERCOOP AGREEMENT**




All member cooperatives sign and agree to the Intercoop Agreement, which sets the foundation for cooperation, compliance, and responsible management of the pollock fishery.

**THE INTERCOOP AGREEMENT CONTAINS PROVISIONS FOR:**

- GOA SIDEBOARDS
- OVERHARVEST PREVENTION
- BYCATCH MITIGATION MEASURES
- FISHING PROTOCOLS
- DATA REPORTING



# Section 2. Bering Sea Pollock Fishery



All AFA catcher vessel coops landed all pollock inside the State of Alaska in 2025.

90 registered AFA CVs in total

80 AFA Inshore CVs (76 in coops, 4 in OA)

- Many vessel changes inside coops but only one coop had a % change.
  - Akutan Coop - 6 vessel changes
  - Unalaska Coop – 1 vessel change
  - Unisea Coop – 6 vessel changes\*\*

13 of the 19 MS CVs are Dual Qualified CVs

Table 2.1

Source: Annual Catcher Vessel Coop Reports & NMFS

2025 AFA CATCHER VESSEL COOPERATIVES' POLLOCK ALLOCATIONS AND DIRECTED FISHING HARVESTS					
Cooperative	Number of Vessels in Coop	Annual Allocation Percentage	Annual Allocation in Metric Tons (w/ AI Rollover)	Harvest in Metric Tons	Over / (Under) Allocation in Metric Tons
<b>INSHORE CATCHER VESSEL COOPERATIVES</b>					
Akutan Catcher Vessel Assoc.	29	33.7878%	203,335	169,355	(33,980)
Northern Victor Fleet Cooperative	14	9.3456%	56,242	55,928	(314)
Unalaska Fleet Cooperative	7	12.2613%	73,789	73,336	(453)
Unisea Fleet Cooperative	18	24.2997%	146,235	141,916	(4,320)
Westward Fleet Cooperative	8	19.3797%	116,627	112,291	(4,336)
<b>Inshore Totals*</b>	<b>76</b>	<b>99.0741%</b>	<b>596,228</b>	<b>552,826</b>	<b>(43,402)</b>
<b>OFFSHORE CATCHER VESSEL COOPERATIVES</b>					
Mothership Fleet Cooperative	19	10% of DFA	120,360	120,270	(90)
High Seas Catchers Cooperative	4	3.4% of DFA	40,922	Details of the HSCC pollock harvest are covered in the joint PCC and HSCC Report	

\* 2025 Inshore AFA coop totals do not include the AFA Inshore Open Access.

Note: *italics* indicates coops with vessel membership changes



# Section 2.

## Bering Sea Pollock Fishery

### Salmon Bycatch Reduction Measures


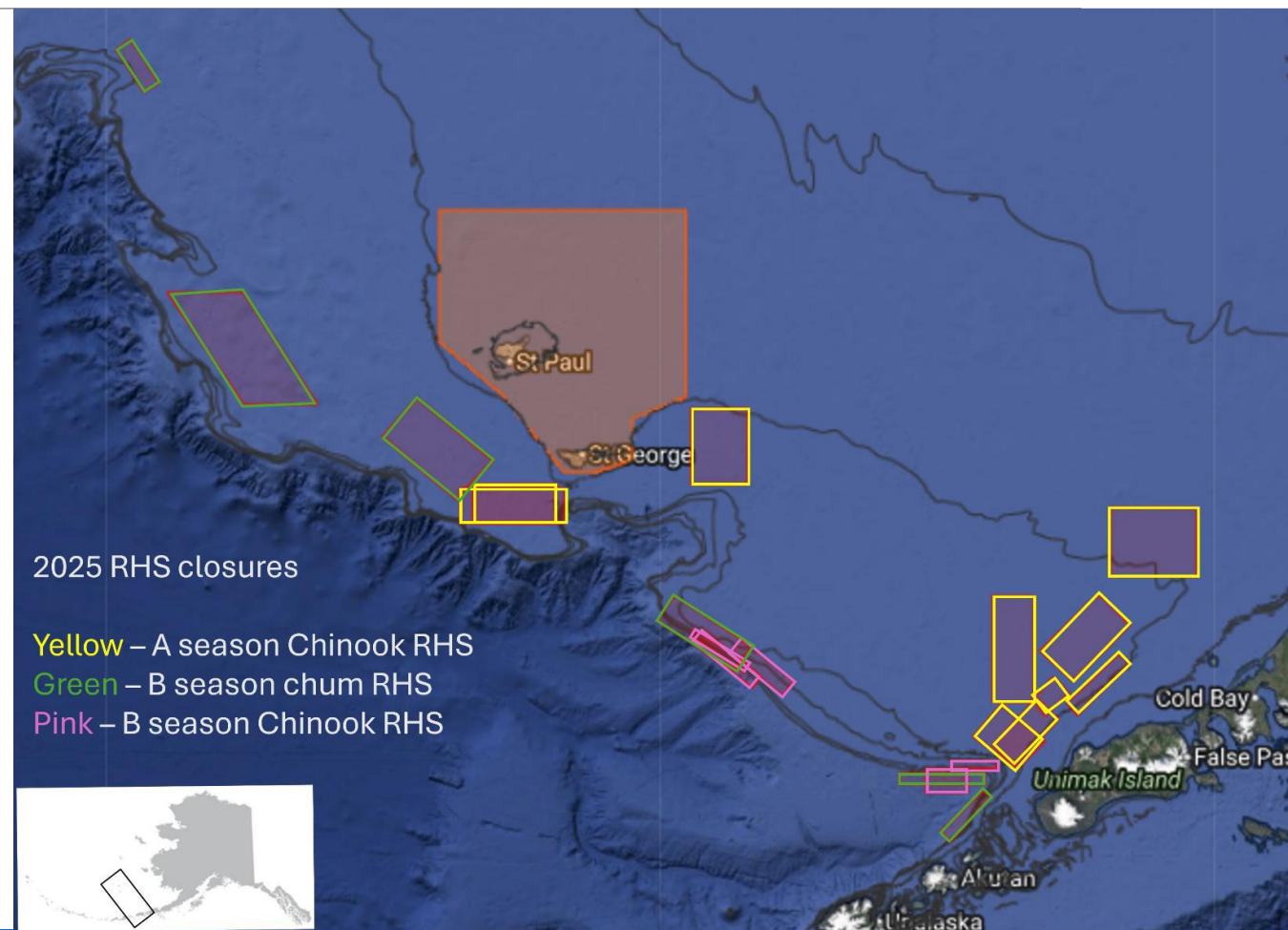
All AFA CVs were members to the Incentive Plan Agreements and participated in salmon avoidance measures

The most prominent and known tool in the Inshore IPAs is Rolling Hot Spot Program.

- A Season
  - 10 Chinook RHS Closures
- B season
  - 6 chum RHS closures
  - 5 Chinook RHS closures

Salmon Excluders used both A and B seasons

No incursions or restrictions exceeded



# Section 2.

## Bering Sea Pollock Fishery

### Salmon Bycatch Reduction Measures

Source: Annual IPA and  
Coop Reports

The 2024 Three River Index fell below the 250,000 fish threshold

#### BSAI Pollock Fishery - 2025

- Overall Limit was 45,000 Chinook
- Overall Performance Standard was 33,318 Chinook.

#### AFA CVs – Inshore & Mothership - 2025

- 2024 Inshore Sector Limit – 25,020 Chinook
- 2024 Inshore Performance Standard – 18,525 Chinook
- 2024 Mothership Limit – 3,510 Chinook
- 2024 Mothership Performance Standard – 2,599 Chinook

**Table 2.2**

<b>2025 AFA Catcher Vessel Salmon Bycatch in Pollock*</b>		
IPA Group	Chinook Bycatch	Chum Bycatch
	(# of salmon)	
Inshore Salmon Savings Incentive Plan (ISSIP)**	9,315	73,505
Mothership Salmon Savings Incentive Plan (MSSIP)	1,562	8,384
Chinook Salmon Bycatch Reduction Plan and Agreement (HSCC only)	0	0
	(No HSCC vessels fishing BS pollock in 2025)	

\* No Dirty 20 list

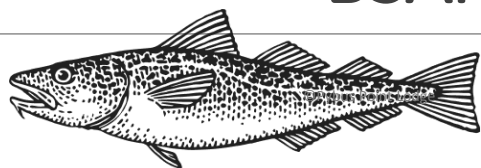
\*\*AFA Inshore Open Access vessels are ISSIP members therefore OA salmon bycatch is included.



# Section 3.

## Sideboard Fishery Management

### BSAI Groundfish Sideboard Harvest



The C season is the remaining season in which the AFA non-exempt vessels can fish P.cod as a sideboard.

The C season was managed at the sector level.

- No AFA non-exempt vessel fished for BSAI Sideboards (C season) in 2025.
- Only a few AFA exempt vessels fished in the C season. The C season sector limit for P.Cod was not exceeded.
- Unused P.cod quota was reallocated by NMFS to other P.cod fisheries.

**Table 3.1a** Source: NMFS, Sea State, and Annual AFA Coop Reports


**2025 BSAI DIRECTED PCOD SIDEBOARD FISHERY\***

Coop	Annual Sideboard Limits (mt)	Sideboard Limit Transfers (mt)	Final Sideboard Limits (mt)	Directed Catch (mt)	Unharvested Sideboard Limits (mt)
Akutan Catcher Vessel Assoc.	1277.4				
Northern Victor Fleet Cooperative	321.3				
Unalaska Fleet Cooperative	312.9				
Unisea Fleet Cooperative	762.9				
Westward Fleet Cooperative	420.3				
Inshore Totals**	3,094.8	0	3,095	0	3,095

**Due to PCTC Implementation in 2024 the C season is the only BSAI Cod Sideboard fishery. However, no AFA non-exempt vessels fished for BSAI Sideboards in 2025. Therefore, no 2025 BSAI directed P.cod sideboard data are available for Table 3.1a.**

\* Due to PCTC Program implementation, the BSAI Pcod Sideboard was adjusted and only applies to the BSAI Cod Trawl C Season.

\*\* Does not include HSCC, Mothership, nor OA. None had BSAI Cod Sideboard catch in 2025.



# Section 3.

## Sideboard Fishery Management


### **GOA** GROUND FISH FISHERY SIDEBOARD HARVEST

- The 2025 GOA Sideboard fisheries effort was conducted by one (1) AFA non-exempt vessels from an inshore AFA cooperative.
- A second non-exempt vessel participated in the GOA sideboard fisheries, but was a member of Open Access, therefore not included in this report.
- No GOA groundfish fishery sideboard limit was exceeded.

**Table 3.1b** Source: Annual AFA Coop Reports and NMFS

2025 GOA DIRECTED SIDEBOARD HARVESTS AND LIMITS*							
Fishery	Area	Coops with GOA Harvest	Season	Coop Harvest (mt)	Total AFA Non-Exempt Harvest (mt)	2025 Total AFA CV Sideboard Limit (mt)	Over / (Under) Sideboard Limit (mt)
Pollock	620	Northern Victor	B	537.8	538	5,265	(4,727)
Pollock	630	Northern Victor	B	640.5	641	4,696	(4,056)


\*Does not include GOA sideboard catch by Open Access vessels.



# Section 3. Sideboard Fishery Management PSC Catch - **GOA**

<b>Table 3.2b</b>		Source: Annual AFA Coop Reports and NMFS GOA Specs		
<b>2025 GOA NON-EXEMPT AFA CATCHER VESSEL PSC SIDEBOARD CATCH*</b>				
PSC Species	Target Fishery	Annual Sideboard Limit (mt)	Aggregate PSC Catch (mt)	Over/ (Under) Sideboard Limit
Halibut (mortality in metric tons)	Non-Exempt AFA CV GOA Sideboard	123	0	(123)
* Does not include Open Access vessel data				

<b>Table 3.2c</b>		Source: Annual AFA Coop Reports and GOA Specs
<b>2025 GOA AFA NON-EXEMPT CATCHER VESSEL CHINOOK PSC CATCH IN POLLOCK</b>		
Area	PSC Limit	AFA CV Catch (# of Chinook)*
CGOA	18,316	273
WGOA	6,684	0
* Does not include sidebord fishing by Open Access vessels		



# Section 3. PSC Catch – BSAI

**Table 3.2d** Source: Annual AFA Coop Reports, Sea State

2025 BSAI AFA CATCHER VESSEL PSC CATCH - POLLOCK FISHERY		
PSC Species	Target Fishery	Aggregate Bycatch (mt)
Herring	Pollock	2,749.86
Halibut	Pollock	20.34
Total Sablefish*	Pollock	28.61

\*Sablefish did not go to "No Retention" in 2025

PSC catch from Open Access pollock fishing **not included**

The pollock fishery herring PSC limit was exceeded on Sept. 23, 2025.

The Winter Herring Savings Area (HSA) closure was triggered in 2025 and remained closed until March 1, 2026.

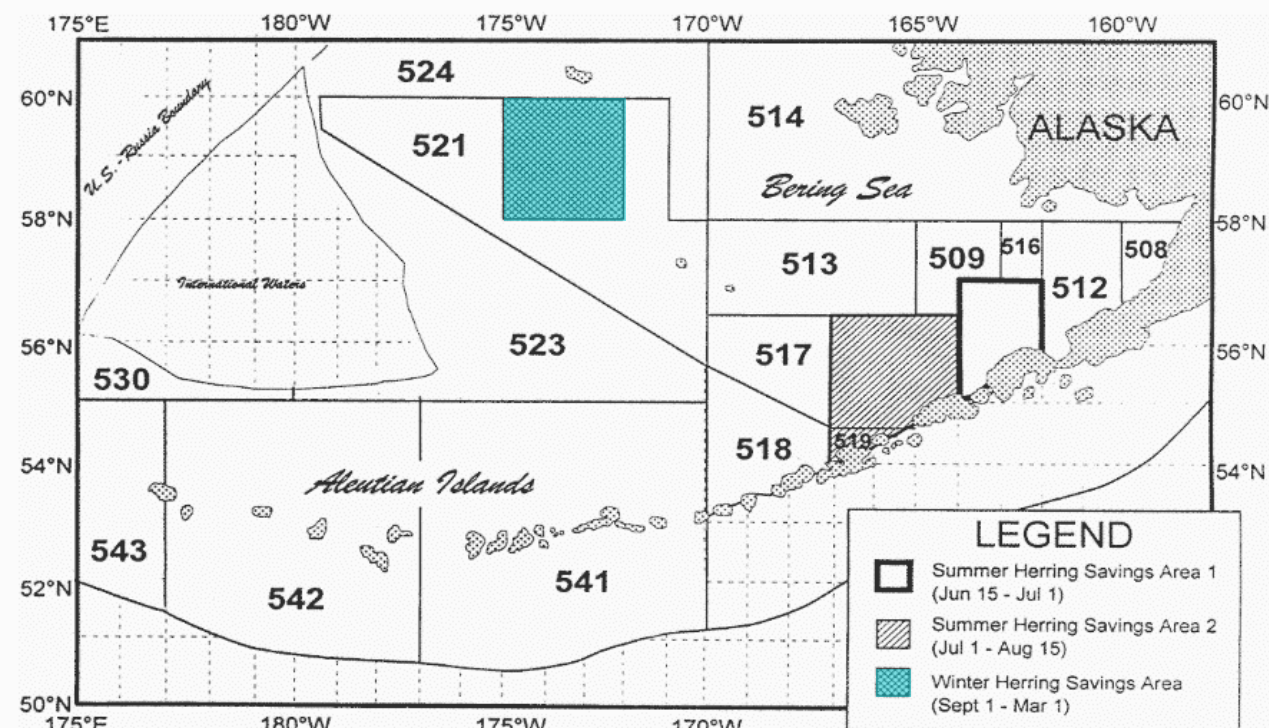


Figure 4 to Part 679. BSAI Herring Savings Areas  
a. Map.



**Thank You to all the pollock fishery participants, coop managers, Sea State, NMFS staff, and support services.**

