


2024 and 2025 Inshore Salmon Savings Incentive Plan (ISSIP) Agreement

Annual Report

Amendment 110 • IPA Identification Number 1

By Susie Zagorski

Inshore Salmon Savings Incentive Plan Representative



Inshore IPA Participation

All vessels from all 5 AFA inshore cooperatives and the inshore open access participated in the ISSIP

2024

Total of 69 Individual *Active* Catcher Vessels (CVs)


- 61 Active CVs in A Season
- 53 Active CVs in B Season



2025

Total of 63 Individual *Active* Catcher Vessels (CVs)

- 57 Active CVs in A Season
- 54 Active CVs in B Season



ISSIP Operations at the Individual Vessel Level

Pollock Fishery Chinook Salmon PSC Limit:
45,000 (lower limit based on 3 River Index)

Inshore Chinook Limit: **25,020**

Inshore Chinook Performance
Standard: **18,525**

Inshore limit After Ins.
Pool Deductions: **18,025**


A season: **15,687**

B season: remaining

%

**2024 and 2025
were managed
under the lower
Chinook limits**

- After a 500 Chinook reduction for the insurance pool, each individual vessel receives a pro-rata share of the Chinook limit to operate under.
- Savings credits can be earned in A season and used in B season. (rolling 3-year shelf life)
- No use of savings credits or insurance pool in recent years.
- No vessel exceeded their initial allocation in recent years.
- No sector limit or performance standard exceeded in recent years.



Inshore Chinook PSC Limit and Bycatch

2024

Total 2024 Inshore Chinook Bycatch –
3,876 Chinook

A Season

- Pollock Harvest – 243,787 mt
- Chinook Bycatch – 1,848 fish

B Season

- Pollock Harvest – 321,678 mt
- Chinook Bycatch – 2,028 fish

2025


Total 2025 Inshore Chinook Bycatch –
9,315 Chinook

A Season

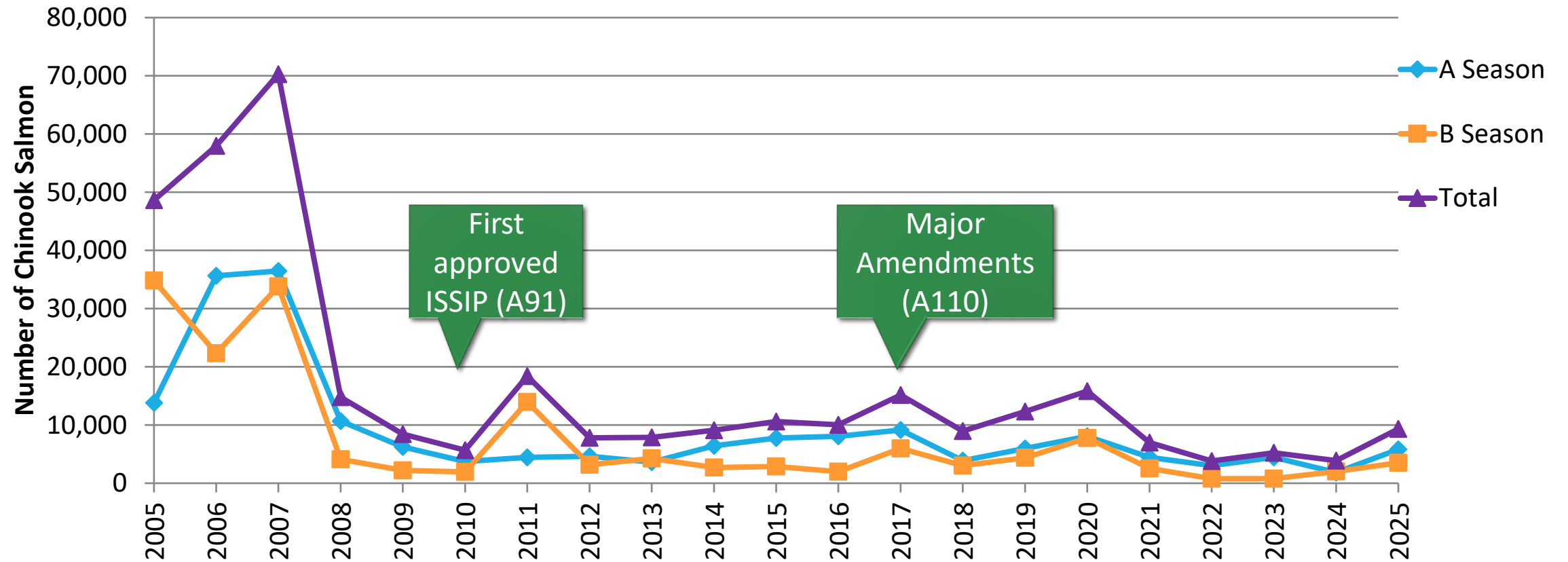
- Pollock Harvest – 258,941 mt
- Chinook Bycatch – 5,815 fish

B Season

- Pollock Harvest – 298,926 mt
- Chinook Bycatch – 3,500 fish



History of Inshore Chinook Bycatch 2005 – 2025 (21 yrs)




Inshore Chum Salmon Bycatch Summary

2024

- Total Inshore Chum Salmon Bycatch – 21,927 fish
 - Majority from B season
- 2024 B season combined WAK chum genetic composition estimate for inshore sector was 13.8% (BBSRI) – 15.3% (AFSC-ABL)
- The total combined WAK chum estimate for the inshore sector was 2,982 fish.
 - Upper Middle Yukon – 5.1%; 1,109 fish
 - CWAK – 7.7%; 1,673 fish
 - Kotzebue Sound – 0.9%; 200 fish

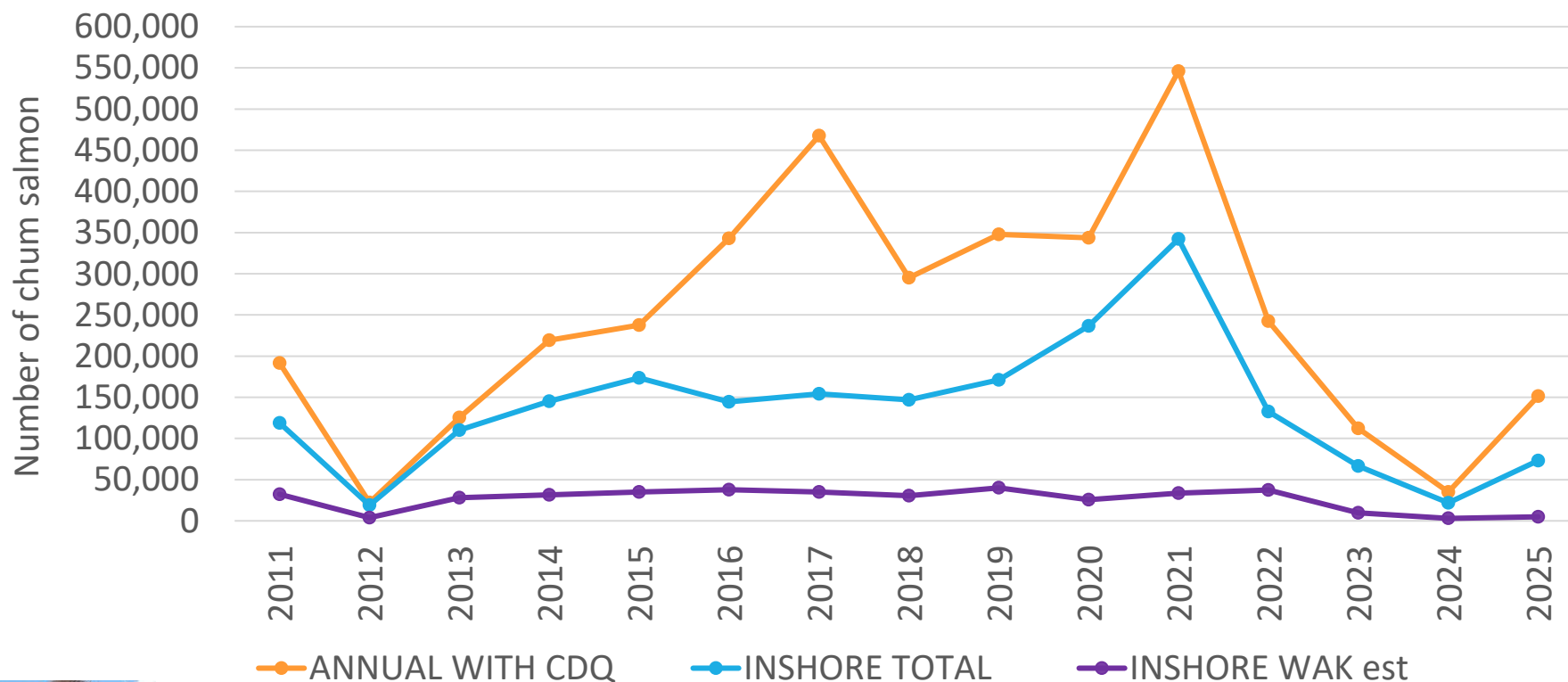
2025

- Total Inshore Chum Salmon Bycatch – 73,505 fish
 - Majority from B season
- 2025 B season combined WAK chum genetic composition estimate for the inshore sector was 6.4% (BBSRI).
- The total combined WAK chum estimate for the inshore sector was 4,714 fish.
 - Upper Middle Yukon – 1.2%; 899 fish
 - CWAK – 5.2%; 3,815 fish


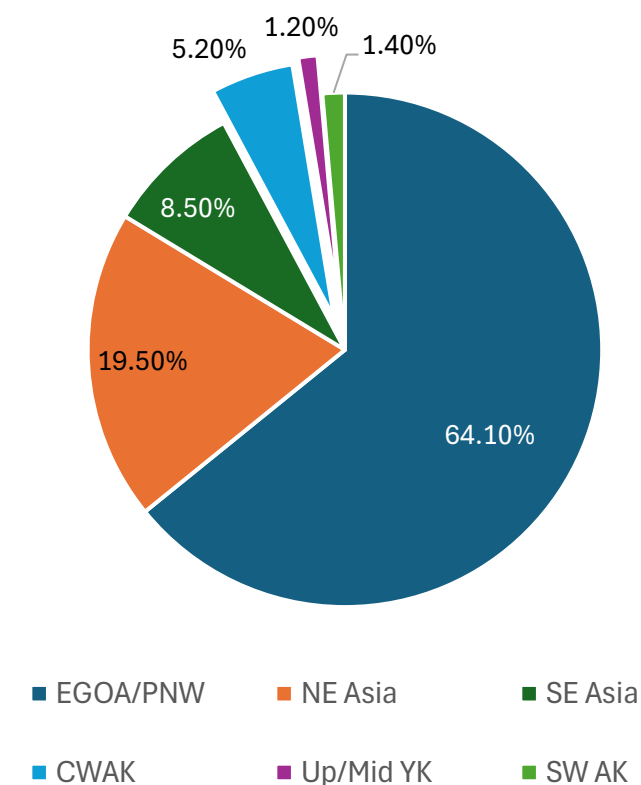


Inshore Chum Salmon Bycatch Summary

History of Chum Bycatch (2011-2025)



2025 B Season Chum Genetic Stock Composition Estimates (BBSRI)




ISSIP Rolling Hot Spot Salmon Closures

2024

- 7 total RHS salmon closures in 2024.
- No salmon closures in 2024 A season
- All 7 RHS salmon closures occurred in the 2024 B season
 - 3 Chinook closures (early B season)
 - 4 chum closures

2025

- 15 total weeks with RHS salmon closures in 2025
 - 21 total RHS closures
- 10 Chinook RHS closures in 2025 A season
- 11 RHS closures in B season
 - 6 chum RHS closures
 - 5 Chinook RHS closure (late B season)



2024 B Season
RHS Salmon Closures

6/14 – 6/21

Two Chinook closures

6/21 – 6/28

One Chinook closure

7/1 – 7/5

One chum closure

7/5 – 7/12

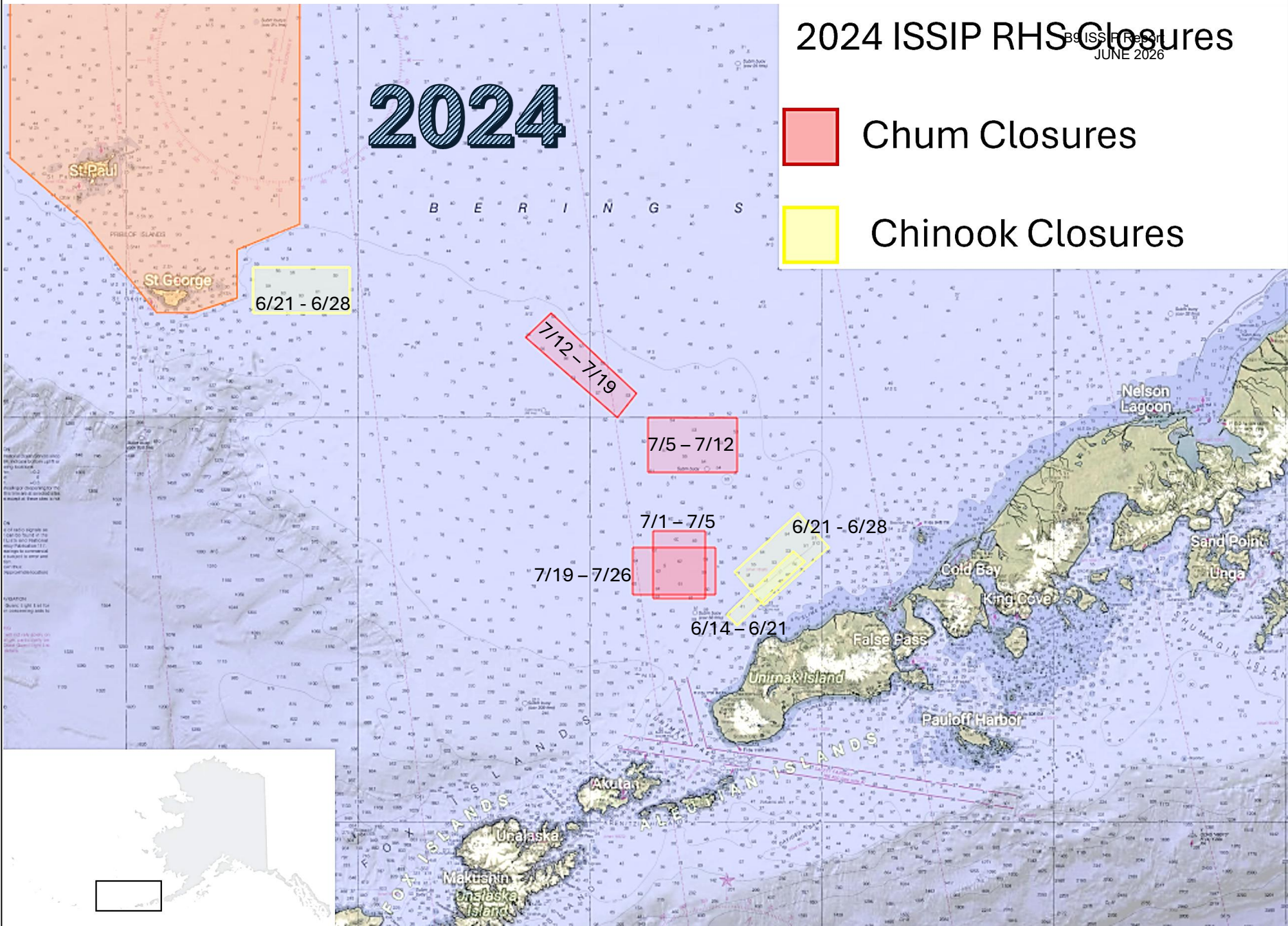
One chum closure

7/12 – 7/19

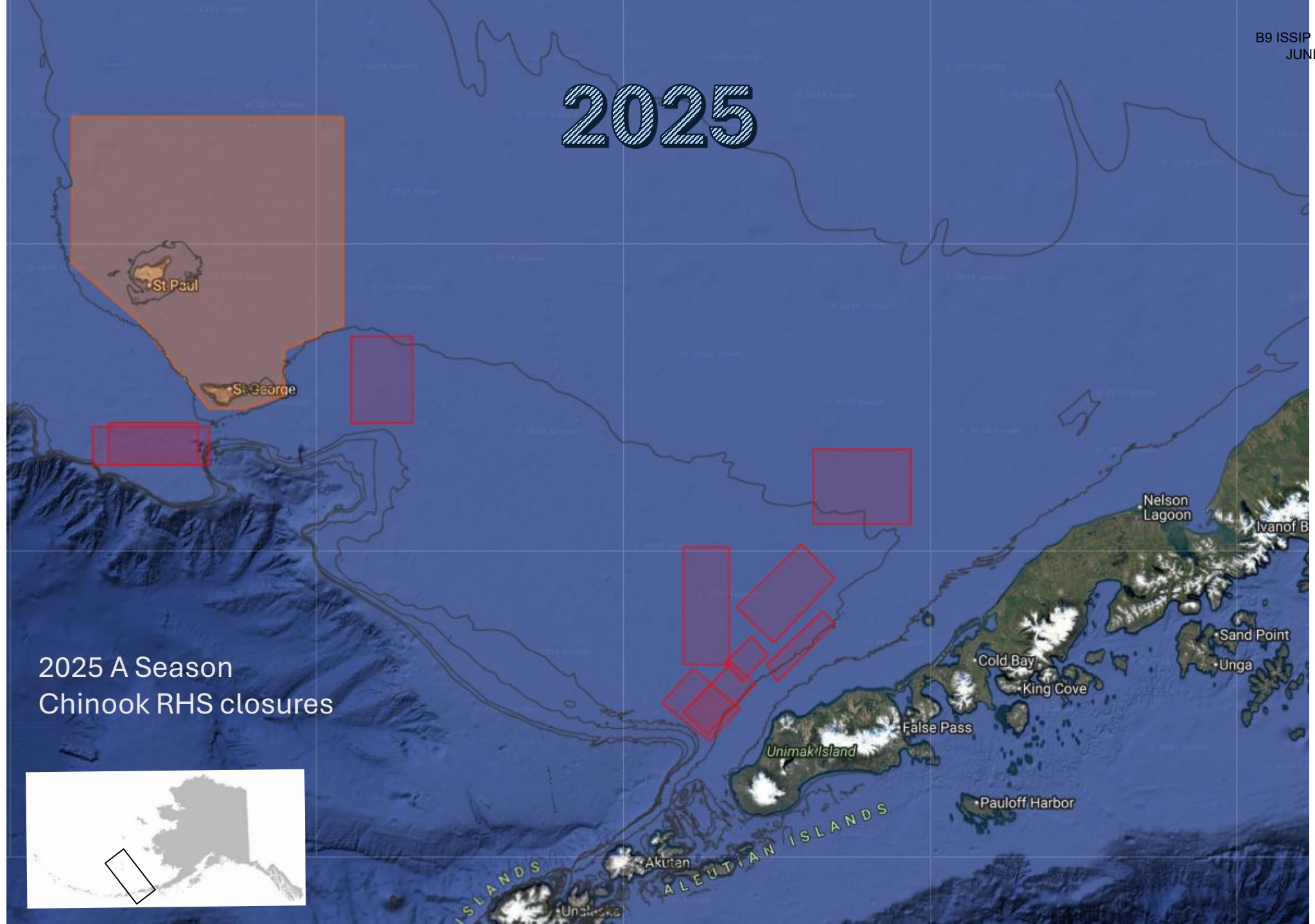
One chum closure

7/19 – 7/26

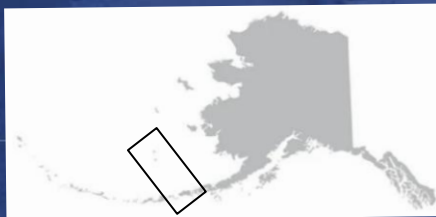
One chum closure



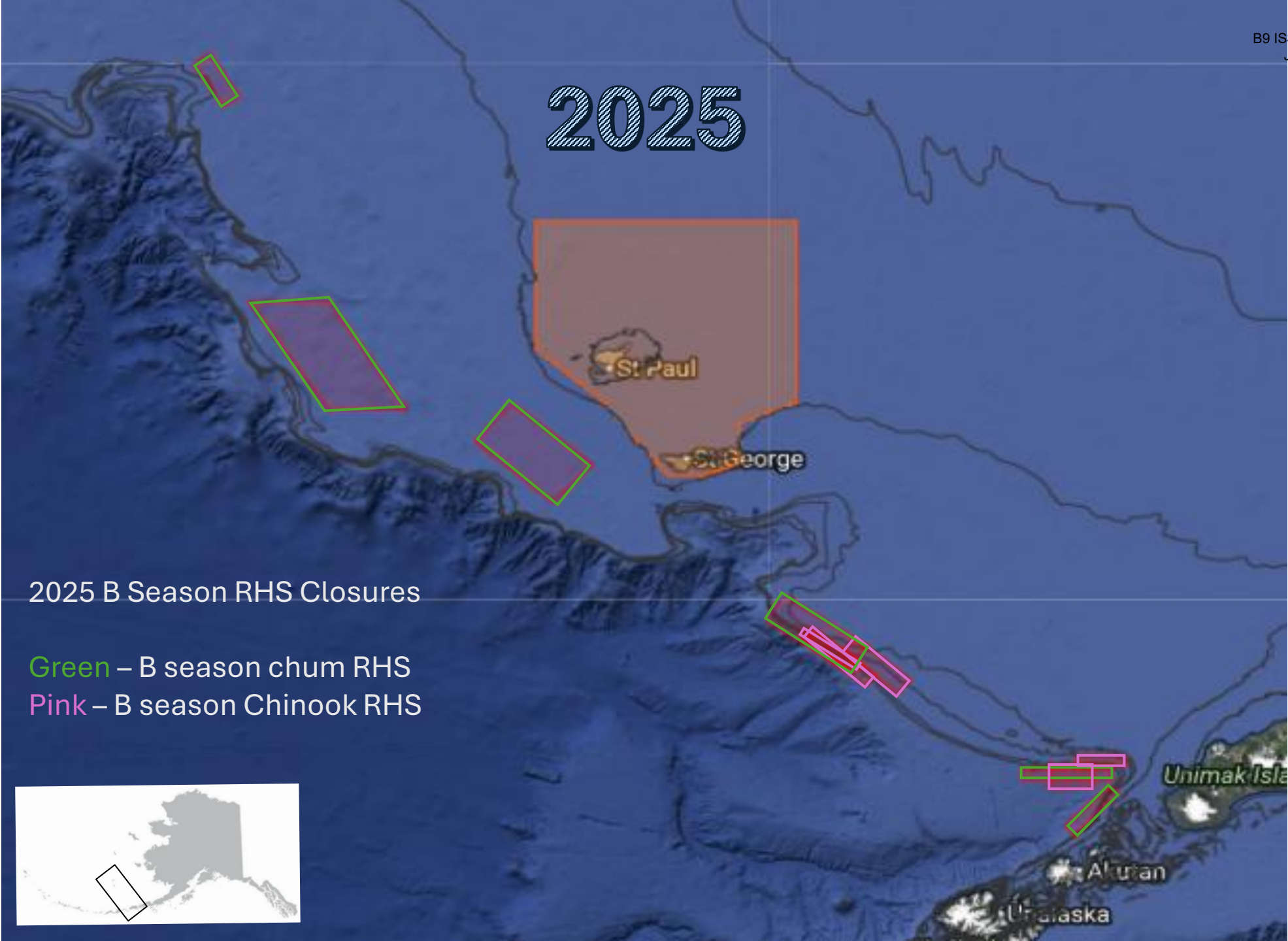
2025



2025 A Season
Chinook R/S closures



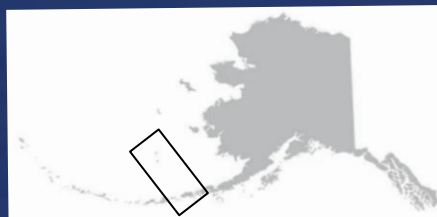
2025



2025 B Season RHS Closures

Green – B season chum RHS

Pink – B season Chinook RHS



Additional ISSIP Elements

Salmon Excluder Use Requirement


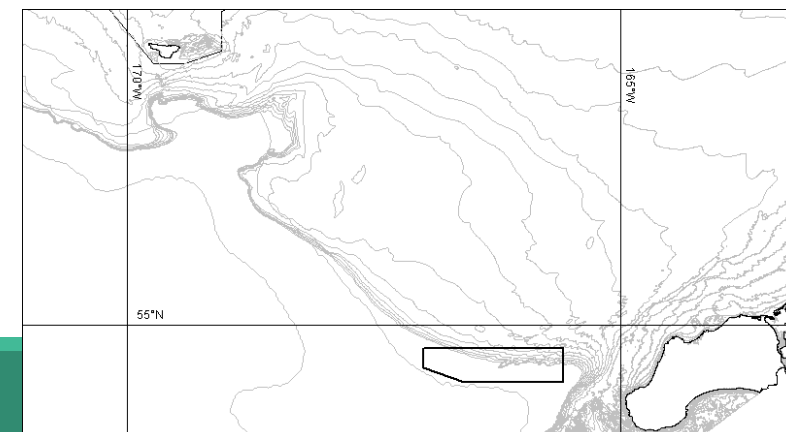
- CVs must have salmon excluder installed in net for the entire duration of A Season
- CVs must have salmon excluder installed in net for the *entire duration of B Season*.

October Fishing Restrictions

- CVs must maintain a Chinook bycatch rate below 0.103 Chinook/mt pollock harvest in order to fish in October. (regardless of Savings Credits)

Chinook Conservation Area Agreement (CCAA) Closure

- Closed for the entire A Season
- Area known to have continually high Chinook presence



Additional ISSIP Elements

Salmon Excluder Use Requirement – No incursions in recent years


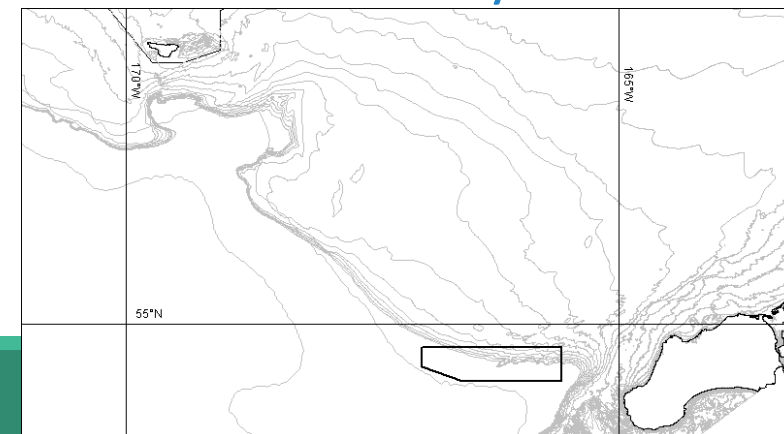
- CVs must have salmon excluder installed in net for the entire duration of A Season
- CVs must have salmon excluder installed in net for the *entire duration of B Season*.

October Fishing Restrictions – No incursions in recent years

- CVs must maintain a Chinook bycatch rate below 0.103 Chinook/mt pollock harvest in order to fish in October. (regardless of Savings Credits)

Chinook Conservation Area Agreement (CCAA) Closure – No incursions in recent years


- Closed for the entire A Season
- Area known to have continually high Chinook presence



Inshore CV 100% Observer Coverage

100% Observer Coverage Required – Amendment 91



- Regardless of vessel size, capacity, or pollock quota
 - All inshore CVs must be observed while fishing, transiting to and from fishing grounds, and transferring fish during offload
 - **2024 majority of vessels chose to participate in the final year of the EM EFP**
 - **2025 all BSAI pollock vessels participated in Trawl EM**
- CVs required to retain all bycaught salmon onboard vessel and deliver to their processors along with their pollock catch (full retention if in EM)
- Processing is observed and all salmon bycatch is held in monitored bins until censused and sampled by observers.



Ongoing Projects for 2026

3rd year of BBSRI conducting an in-season chum salmon genetic testing with the inshore CV fleet.

Salmon excluder project to develop new B season salmon excluders designs - Continued



2024 and 2025 Inshore IPA Report Questions?

