



NOAA
FISHERIES

Draft 2026 Annual Deployment Plan

NPFMC Council/AP October 2025 - 276th

NMFS Approach

- Implement a monitoring program that collects credible, statistically rigorous scientific data
- Collect the best and most data under variable budgets using all the monitoring tools now available
- Collect data for a wide range of analytic needs (multi-objective program)

Council Priorities

- Efficiently distribute monitoring such that more monitoring is achieved for the available budget
- Increase monitoring on trawl-fisheries for PSC accounting
- Monitoring that has least impact on fishing operations
- A partial coverage program that isn't contentious



NOAA
FISHERIES

Challenges are to....

- Meet the data needs of users with a wide range of analytic and management objectives
- Collect data that reflects the full range of fishing activities: samples which represent the characteristics of the larger population



NOAA
FISHERIES

NMFS Updates

Budget

- Letter to OMB from Council regarding Fee \$ (sequestered and deobligated from contracts)
 - OMB requested the full apportionment and it is in process.

2025 Video Review Progress as of 9/17/2025

	Drives Received	Drives Reviewed
Longline	44	43
Pot	53	51
Total	97	94
A Season Pollock	348	229
B Season Pollock	217	127
Total	565	356



NOAA
FISHERIES

Monitoring Approaches in 2026

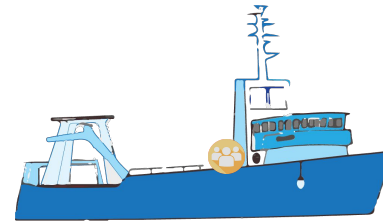
At-sea observers + compliance cameras:

- Catcher-processors (all gear types) & motherships
- 1 or 2 fishery observers plus compliance cameras on all trips



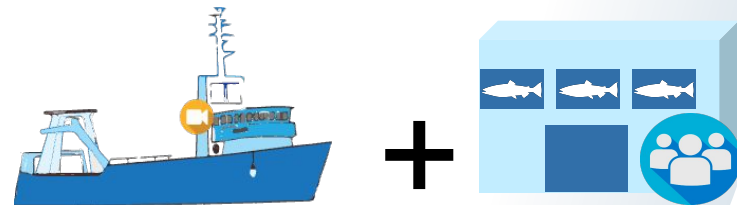
At-sea observers:

- Catcher vessels, all gear types & few catcher processors
- Observers sampling at-sea on either all trips (full coverage) or selection of trips (partial coverage)



EM + shoreside observers:

- Pollock catcher vessels in partial or full coverage fisheries
- At-sea EM for compliance with shoreside observers monitoring and sampling



EM only:

- Partial coverage longline and pot
- EM used for catch estimation



Expected Monitoring the AK Federal Fisheries in 2026

% of Retained Catch Monitored by FMP and Gear-type, Full & Partial Coverage		
	Trawl	Fixed-Gear
BSAI	99.95%	86.89%
GOA	82.73%	16.38%

% of Retained Catch Monitored by FMP and Gear-type, Partial Coverage ONLY		
	Trawl	Fixed-Gear
BSAI	45.21%	23.38%
GOA	77.11%	8.56%



NOAA
FISHERIES

Preliminary Budget for 2026

- For this analysis, NMFS set a ***preliminary* budget of \$4.748M** to support 2026 monitoring of the partial coverage fisheries.

Budget will be updated for the final 2026 ADP; presented to the NPFMC in December 2025

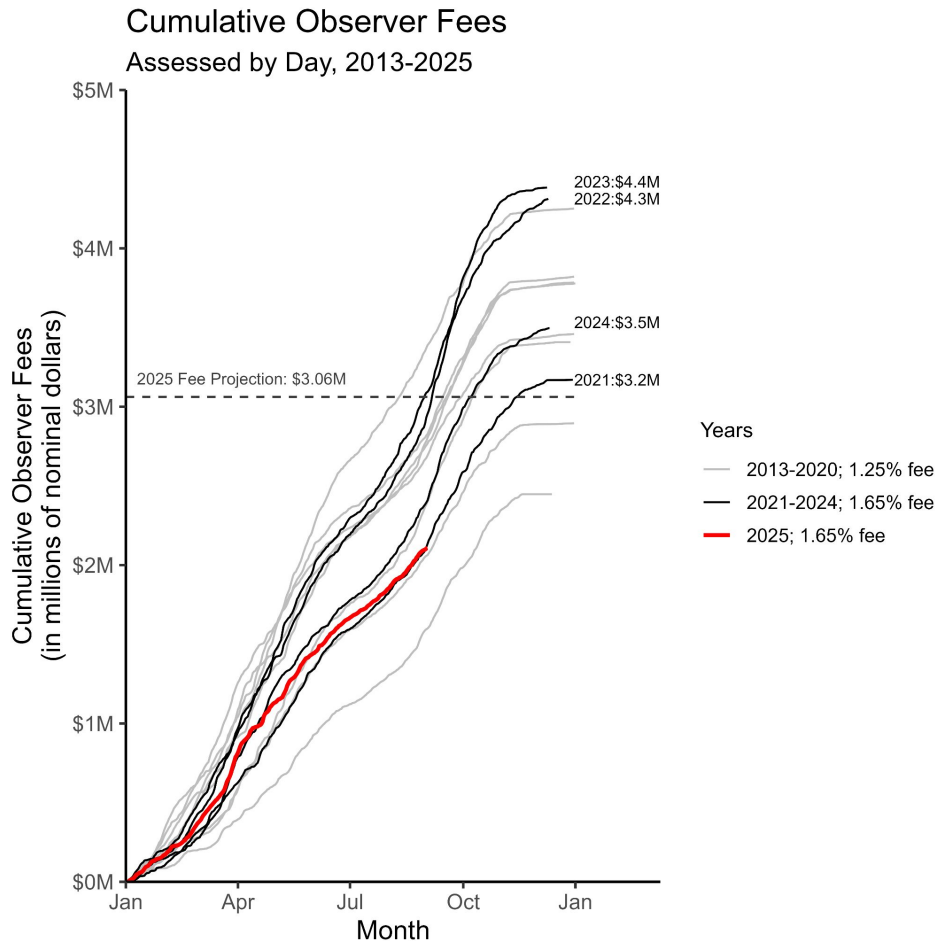
- The **preliminary budget** includes estimated revenues generated from 2025 ex-vessel fees, “carryover” revenue from ex-vessel fees from earlier years; and any federal funding that can be secured for direct monitoring costs
- **There is still some uncertainty** in the preliminary budget – but less than last year



NOAA
FISHERIES

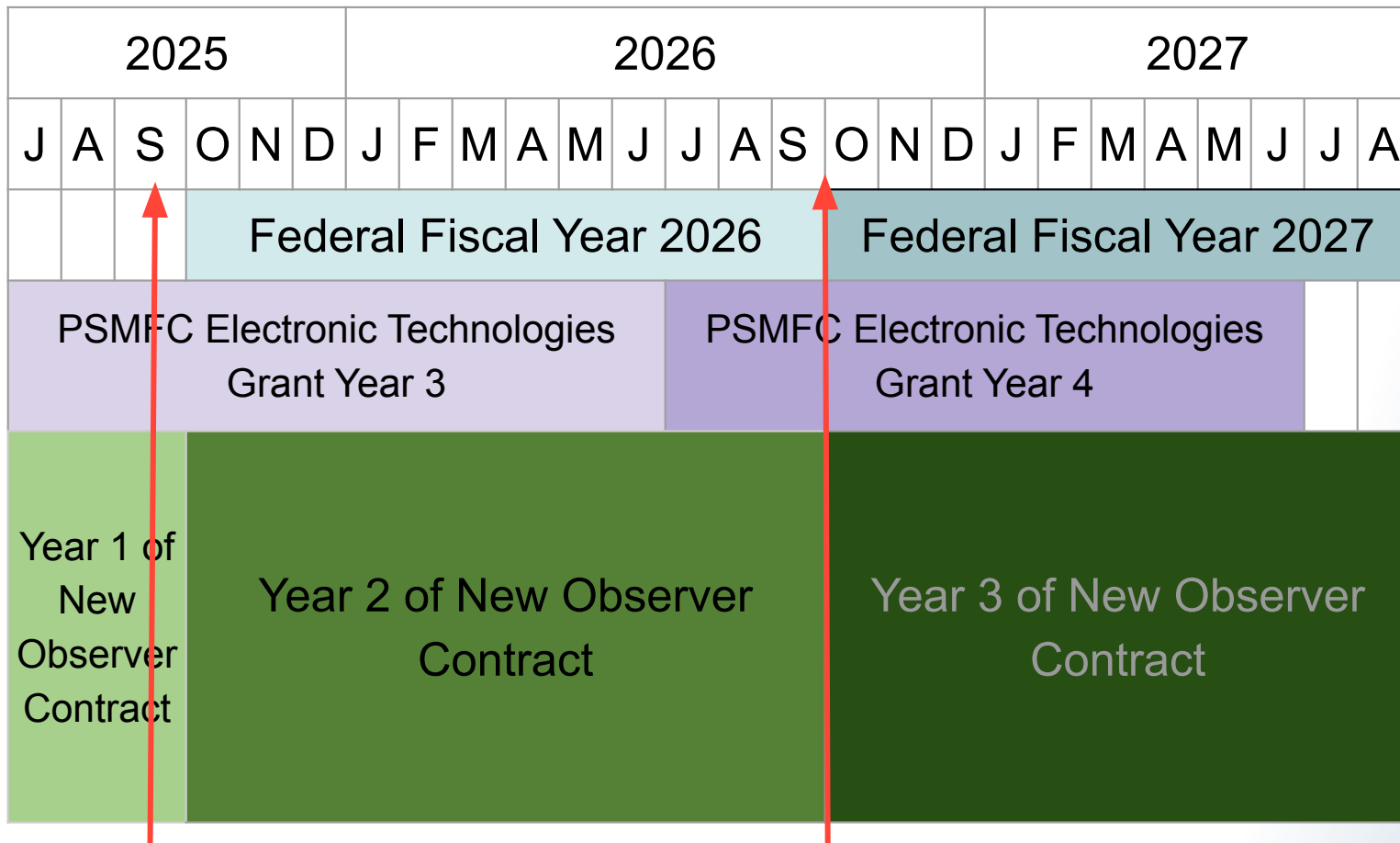
Uncertainty in Preliminary ADP Budget

- Fee revenue is still being assessed for landings in 2025; as of September 3, \$2.11M in Observer Fees had been assessed out of the projected \$3.06M
- Integrating the costs of Trawl EM into the annual budget
- Ongoing delays in receiving funding associated with the transition in NOAA's financial systems



NOAA
FISHERIES

Fishing Year, Fiscal Year, Grant Year, and Contract Year



We are here

Contract year aligns with Federal Fiscal year



NOAA
FISHERIES

Clarity Expected for Final ADP Budget

- Near final predictions on the amount of revenue generated from fees for landings in 2025
- Continue to define needs to calculate and finalize costs of EM hardware servicing through Pacific States Marine Fisheries Commission (sub-contracted out to EM service providers)
- Partial coverage observer contract -Option Yr 1 awarded; known pricing for “guaranteed,” “option,” and “plant” observer days; known amount obligated to support observer travel
- We were able to fund the Electronic Technologies grant to Pacific States to support Trawl EM program with federal funding



NOAA
FISHERIES

Partial Coverage Deployment Plan



NOAA
FISHERIES

2026 Partial Coverage Sample Design

- **Sample unit:** Fishing trip/shoreside delivery
- **Stratification:** Sampling strata defined by:
 - Monitoring method (At-sea observer, EM, or none)
 - Gear type (fixed gear or trawl gear)
 - FMP (BSAI or GOA)
- **Allocation:** 'Proximity Allocation,' an algorithm that:
 - Reduces spatiotemporal data gaps
 - Guards against low sample size
 - Excluding EM Trawl GOA stratum
- **The Observer Declare & Deploy System (ODDS)** assigns a stratum to each trip and randomly selects trips for monitoring using allocated sample rates.



NOAA
FISHERIES

2026 Partial Coverage Sample Design

- **Stratification: 8 partial coverage strata**
 - At-sea observers
 - **At-sea Observer Fixed-gear BSAI**
 - **At-sea Observer Fixed-gear GOA**
 - **At-sea Observer Trawl BSAI**
 - **At-sea Observer Trawl GOA**
 - EM at-sea
 - **EM Fixed-gear BSAI**
 - **EM Fixed-gear GOA**
 - EM at-sea w/ Shoreside Observers
 - **EM Trawl GOA**
 - No Selection (vessels < 40 ft LOA and/or using jig gear)
 - **No Selection**



NOAA
FISHERIES

2026 Partial Coverage Sample Design

- **Stratification: 8 partial coverage strata**

- At-sea observers

- At-sea Observer Fixed-gear BSAI
 - At-sea Observer Fixed-gear GOA
 - At-sea Observer Trawl BSAI
 - At-sea Observer Trawl GOA

- EM at-sea

- EM Fixed-gear BSAI
 - EM Fixed-gear GOA

- EM at-sea w/ Shoreside Observers

- EM Trawl GOA

- No Selection (vessels < 40 ft LOA and/or using jig gear)

- No Selection

**Proximity
Allocation**

**Costs estimated
and allocated first**



**NOAA
FISHERIES**

2026 Partial Coverage Sample Design

- **Costs: EM Trawl GOA**

- **Shoreside Observer costs included:**

- Labor: 832 shoreside observer days
 - 5 observers in A season (86 days)
 - 6 observers in B season (67 days)
 - Lodging and food

- **EM equipment costs included:**

- Equipment maintenance costs per each GOA-only vessel (\$5,000 each for 39 catcher vessels and 6 tender vessels)
 - EM data storage and review costs
 - Excludes installation/replacement costs, assumed to be covered by the Congressionally Directed Spending funds

- **Total estimated cost: \$863,000**

- $\$4,748,000 - \$863,000 = \$3,885,000$ remaining



NOAA
FISHERIES

2026 Partial Coverage Sample Design

- **Costs: At-sea observers:**
 - **At-sea Observer costs included:**
 - Labor, number and per-day costs of guaranteed and optional days and contract year
 - Travel (based on actual costs in recent years)
- **Costs: EM fixed-gear:**
 - **EM fixed-gear costs included:**
 - Equipment maintenance costs per vessel (\$4,855.36 per vessel per year for 178 vessels)
 - EM data storage and review costs
 - Excludes installation/replacement costs, assumed to be covered by the Congressionally Directed Spending funds

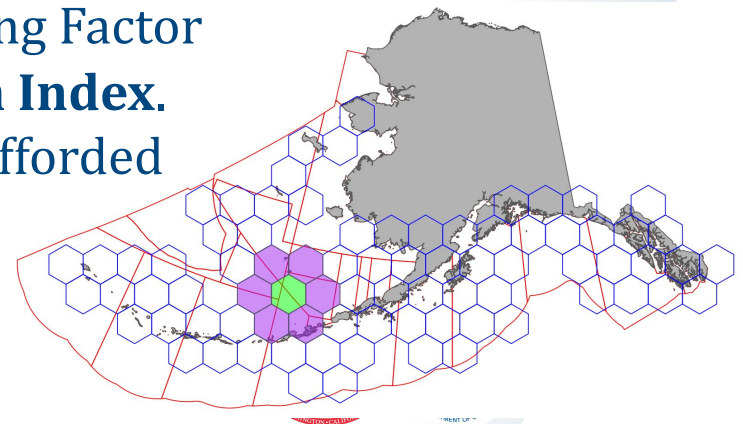


NOAA
FISHERIES

2026 Partial Coverage Sample Design

Proximity Allocation

- Fishing effort (number of trips in each stratum and when/where they fished) assumed to be the same as August 13th 2024 through August 12th 2025.
- For each stratum, determine the relationship between sample rate and:
 - the proportion of fishing trips that will be monitored or nearby a monitored trip in space or time (**Proximity Index**)
 - measure of uncertainty in stratum-level estimates as a function of sample size (**Variance Scaling Factor**)
- The Proximity Index and Variance Scaling Factor combine into the **Proximity Allocation Index**. Determine the maximum value that is afforded by all strata.



2026 Partial Coverage Sample Design

- **Table B-1.** Preliminary budget and funds allocated to the monitoring pools

Partial Coverage Monitoring Budget		
At-sea Observer	\$2,889,000	} \$3,885,000
EM Fixed-gear	\$996,000	
EM Trawl GOA	\$863,000	
Total	\$4,748,000	



NOAA
FISHERIES

Table 1. Data collected by different Monitoring Methods

	At-sea Observers	EM Trawl + Shoreside Observers	EM Fixed Gear
Catch			
Trip Characteristics	YES	YES	YES
Trip Level Species Composition - Counts	YES	YES	YES
Trip Level Species Composition - Weights	YES	YES	SOME
Trip Level Salmon PSC Enumeration	YES	YES	SOME
Haul Characteristics	YES	SOME	SOME
Haul Level Species Composition - Counts	YES	NO	YES
Haul Level Species Composition - Weights	YES	NO	NO
Haul Level Salmon PSC Enumeration	YES	NO	SOME
Speciation of Similar Species	YES	YES	SOME
USCG Marine Casualty Information	YES	SOME	SOME
Biologicals			
Sex Length Data (fish and Crab)	YES	YES	NO
Pacific Halibut Size/Mortality Assessments	YES	YES	NO
Trip Specific Age Structures	YES	YES	NO
Trip Specific Tissue for Genetic Analysis	YES	YES	NO
Tagged Organism Information	YES	YES	NO
Stomach Samples	YES	SOME	NO
Maturity Information	YES	SOME	NO
Protected Species			
Marine Mammal Injury and Mortality	YES	SOME	SOME
Marine Mammal Tissue	YES	NO	NO
Marine Mammal Interactions	YES	NO	NO
Marine Mammal Sightings	YES	NO	NO
Verify Use of Seabird Avoidance Methods	YES	SOME	YES
Seabird Mortality (catch by gear)	YES	YES	YES
Seabird Mortality (vessel interactions)	YES	SOME	SOME
ESA-Listed Seabird Carcass	YES	SOME	NO

At-sea observers collect the full gamut of data

The EM Trawl stratum collects most data types at the trip-level

Both the EM Fixed gear stratum and the zero-selection pool rely on data collected by the at-sea observer strata for catch estimates.



NOAA
FISHERIES

2026 Partial Coverage Sample Design

Proximity Allocation (\$3,885,000)

Table B-2. Draft 2026 ADP Allocation indices

	Total trips	Sample rate	Monitored trips	Proximity Index	Variance Scaling Factor	Proximity Allocation Index
Stratum	N_h	r_h	n_h	T_h	F_h	D_h
At-sea Observer Fixed-gear BSAI	346	19.19	66	0.8759	0.1103	0.7793
At-sea Observer Fixed-gear GOA	1,996	7.45	149	0.8459	0.0789	0.7793
At-sea Observer Trawl BSAI	30	45.21	14	0.9753	0.2010	0.7793
At-sea Observer Trawl GOA	289	13.46	39	0.9158	0.1492	0.7793
EM Fixed-gear BSAI	84	38.47	32	0.9041	0.1380	0.7793
EM Fixed-gear GOA	1,029	13.06	134	0.8475	0.0804	0.7793



Dockside Monitoring for Pollock Deliveries

- Objectives
 1. salmon bycatch count
 2. halibut bycatch count
 3. salmon genetic samples
 4. biological samples from non-salmon species
- BSAI Trawl pollock fishery
Both EM & non-EM Trawl catcher vessels:
Every offload: all objectives
- GOA Trawl pollock fishery
EM TRW GOA
Every offload: objectives 1- 3
33% offloads for objective 4
OB TRW GOA
Offloads of trips monitored by at-sea observers: objective 1

For more information - see Table 3 in ADP



NOAA
FISHERIES

Dockside sampling for CV pelagic pollock fishery in 2026

FMP Area	Strata	Fishery	Offload location	Salmon and halibut PSC accounting	Salmon genetic samples	Biological sampling of groundfish in the plant
GOA	EM Trawl	Pelagic pollock	Shoreside plant or tender	Enumeration of all salmon and halibut PSC on 100% of deliveries.	1 in 10 Chinook and 1 in 30 chum	33% of deliveries
	Partial Coverage At-sea Observer Trips	Pelagic pollock	Shoreside plant	Enumeration of all salmon PSC on deliveries for selected trips. Estimates from halibut found within observer at-sea samples of the total catch on selected trips.	1 in 10 Chinook and 1 in 30 chum	Collected at-sea on random selection of trips
			Tender	Estimates from salmon and halibut found within observer at-sea samples of the total catch on selected trips.	Within observer at-sea samples	Collected at-sea on random selection of trips
BS	EM Trawl	Pelagic pollock	Shoreside plant	Enumeration of all salmon and halibut PSC on 100% of deliveries.	1 in 10 Chinook and 1 in 30 chum	100% of deliveries
	Full coverage at-sea Observer Trips	Pelagic pollock	Shoreside plant	Enumeration of all salmon PSC on 100% of deliveries Estimates from halibut found within observer at-sea samples of the total catch on selected trips.	1 in 10 Chinook and 1 in 30 chum	Collected at sea on 100% of trips



NOAA
FISHERIES

Preliminary Full Coverage Sample Size and Rates

Component	Pool	Stratum	Selection Rate (%)	Number of Trips Expected to be Observed
Full Coverage	Full Coverage	Full Coverage	100	1,051
	EM Trawl BSAI	EM Trawl BSAI	100	1,773



NOAA
FISHERIES

Preliminary Partial Coverage Sample Size and Rates

Pool	Stratum	Selection Rate (%)	Number of Trips	Number of Trips Expected to be Observed
At-sea Observer	Fixed-gear BSAI	19.19	346	66
	Fixed-gear GOA	7.45	1,996	149
	Trawl BSAI	45.21	30	14
	Trawl GOA	13.46	289	39
EM Fixed-gear	EM Fixed-gear BSAI	38.47	84	32
	EM Fixed-gear GOA	13.06	1,029	134
EM Trawl GOA		100	794	794 (at-sea EM)
	EM Trawl GOA	100	794	794 (shoreside salmon & halibut PSC accounting)
		33.33	794	265 (shoreside biologicals)
No-selection	No-selection	0	1,484	0



NOAA
FISHERIES

Acknowledgments

- Thank you to the observers, observer providers, captains, crew members, EM providers, video reviewers, and agency staff who make fishery-dependent data collection possible
- Thank you to the members of the FMAC and PCFMAC for their input, feedback, and dedication to sustainable fisheries management
- Thank you to the AFSC, AKRO, and PSMFC staff who have developed the Draft 2026 ADP



NOAA
FISHERIES

Questions?



NOAA
FISHERIES