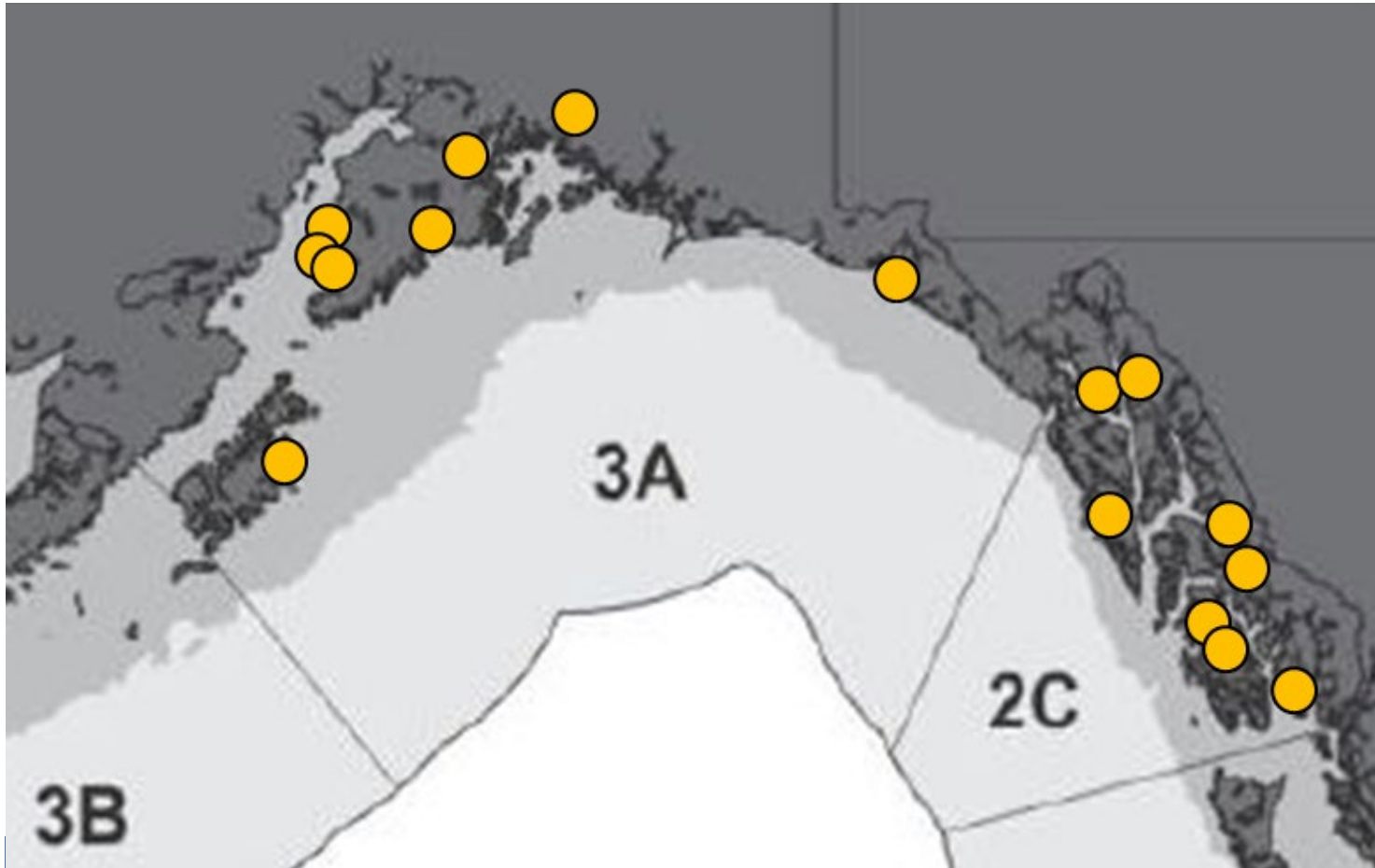


Final 2023 Harvest Estimates & Preliminary 2024 Harvest Estimates: Area 2C and 3A Charter Halibut Fisheries



**For the Charter Halibut Management Committee
October 2024**

Adam St. Saviour
Alaska Department of Fish and Game



Data Sources

- Charter logbook
- Sampling at major ports
- Statewide harvest survey



2023 Final Estimates

2C 2023 Charter Regulations

- One fish bag limit
- Reverse slot limit:
 - Less than or equal to 40 inches
 - Greater than or equal to 80 inches
- Mondays closed starting July 24th

Final 2C Charter Halibut Estimates for 2023

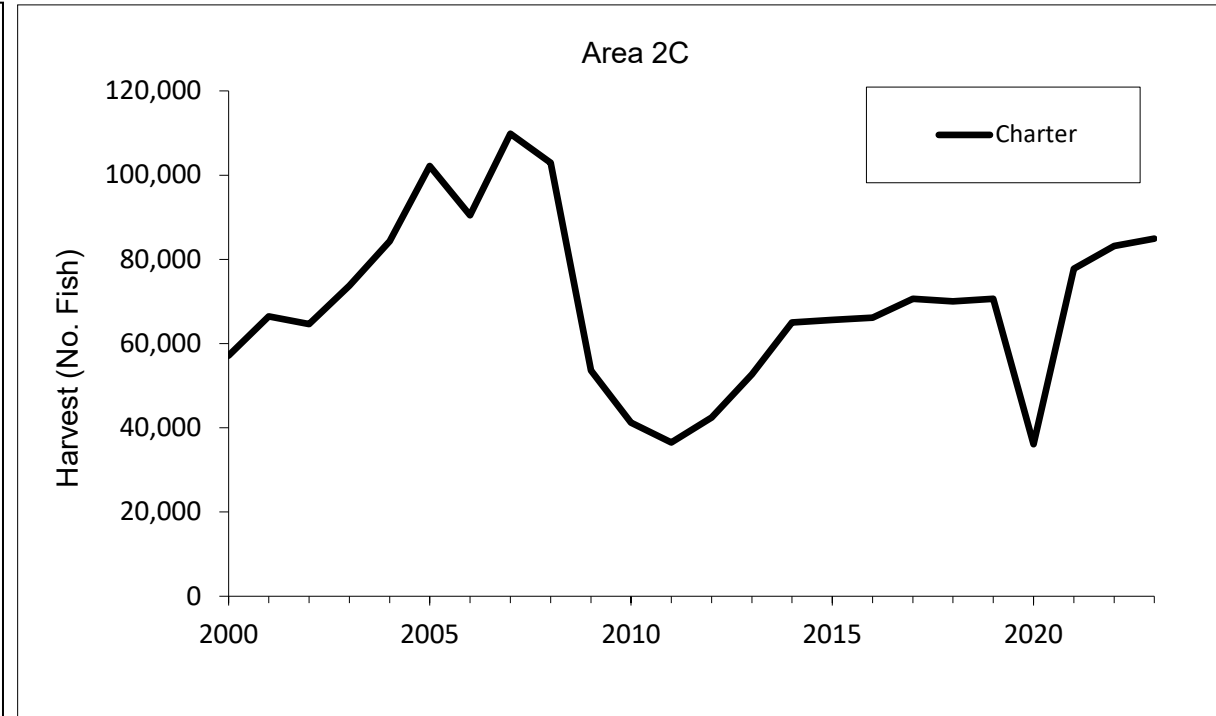
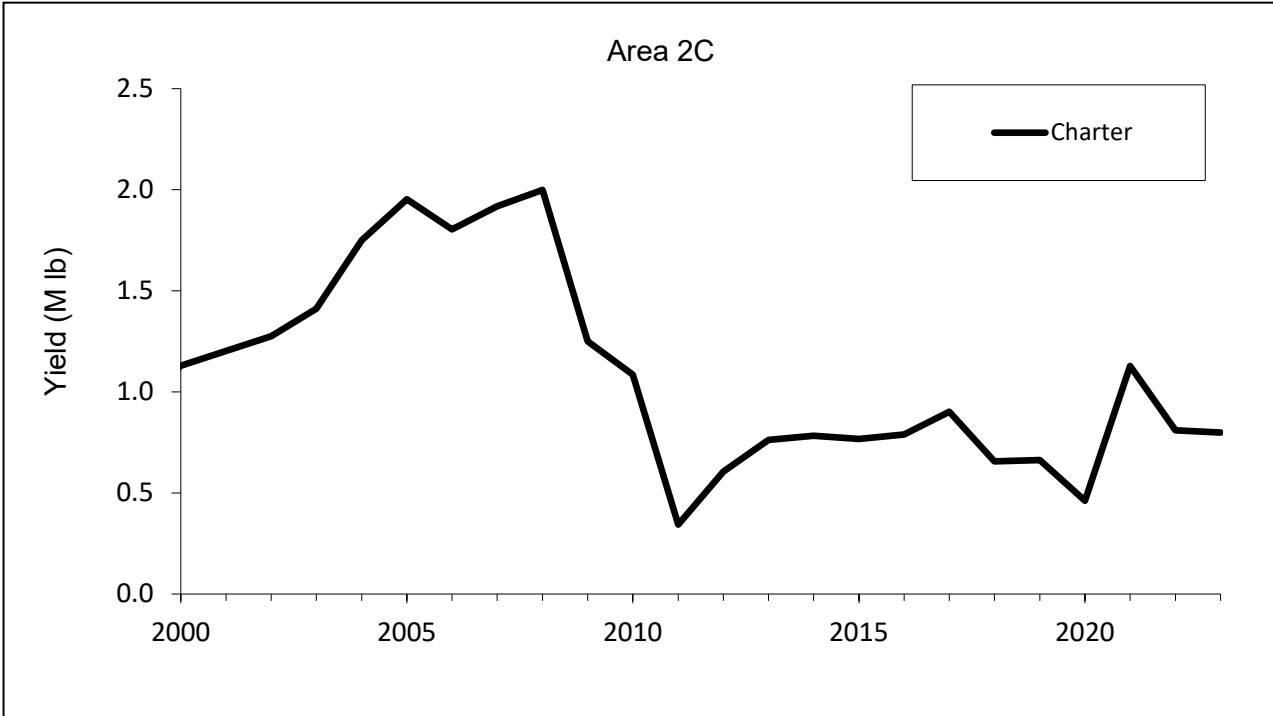
Subarea	Charter (logbook)		
	No. Fish	Avg. Wt.	Yield (Mlb)
Ketchikan	13,454	9.28	0.125
POW Island	22,618	8.72	0.197
PBG/WRG	2,082	13.24	0.028
Sitka	27,896	10.20	0.285
Jun/Haines/Skag	9,419	6.55	0.062
Glacier Bay	9,442	10.90	0.103
Area 2C	84,911	9.41	0.799

From Area2C3A_Final2023 (Table 1.1)

Removal	Preliminary	Final	Diff (M lb)	ProjErr (%)
Yield	0.786	0.799	-0.012	-1.6%
All Rel mort	0.026	0.033	-0.007	-25.9%
Total	0.813	0.832	-0.019	-2.4%

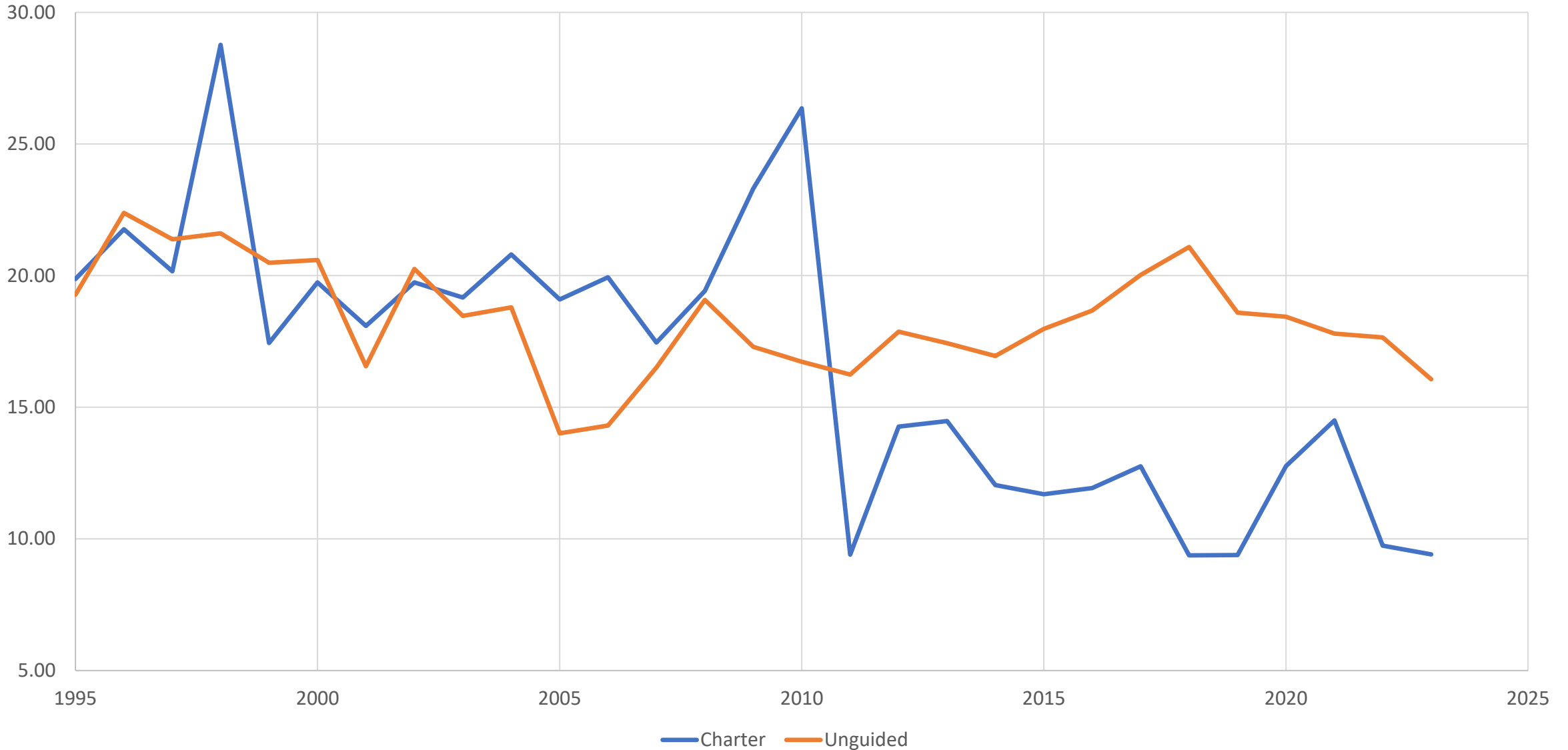
From Area2C3A_Final2023 (Table 1.3)

2C Charter Halibut Yield and Harvest 2000 – 2023



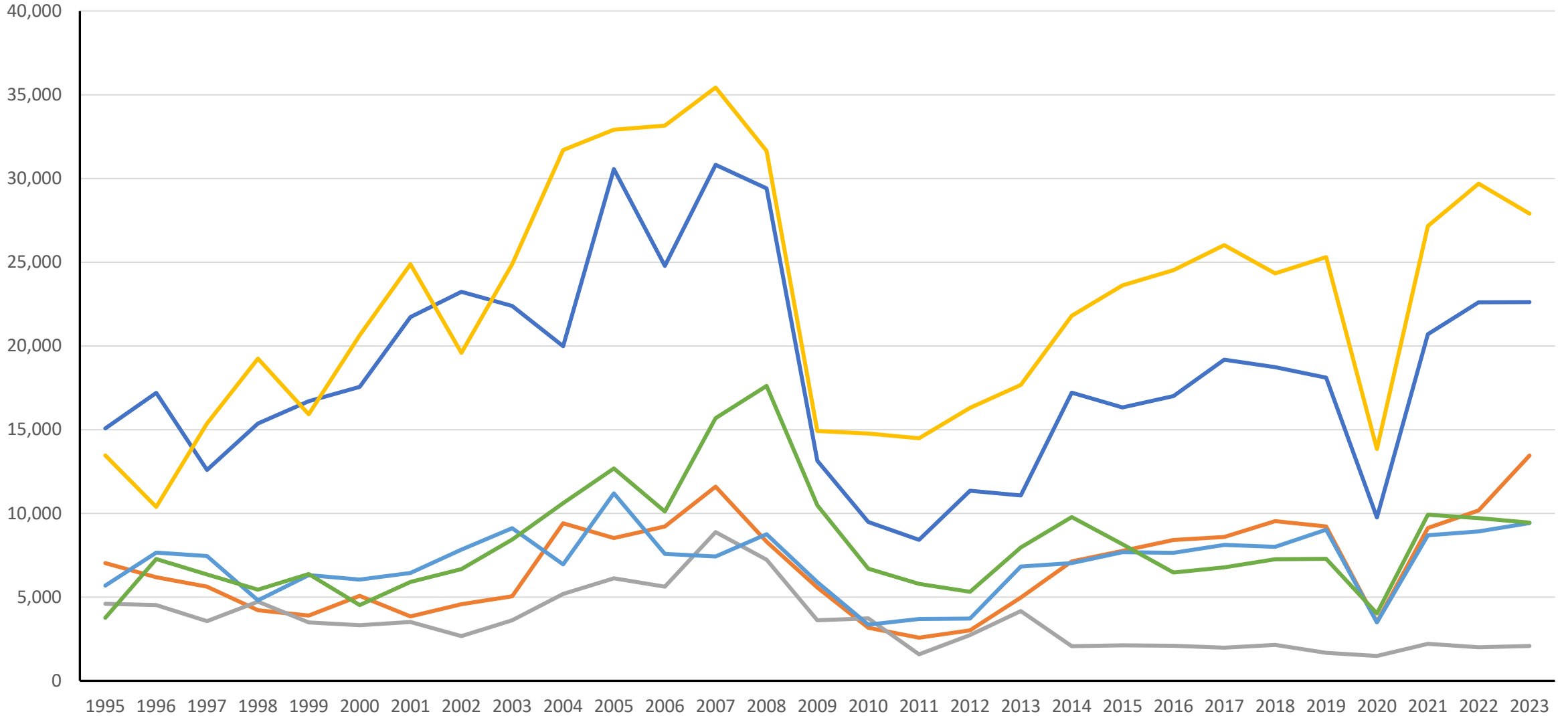
From Area2C3A_Final2023 (Figure 1.1)

2C Mean Weights



2C Charter Halibut Harvest

Ketchikan Prince of Wales Pburg/Wrangell Sitka Jun/Haines/Skg Glacier Bay



3A 2023 Charter Regulations

- Two fish bag limit
 - One fish of any size
 - One fish less than or equal to 28 inches
- All Wednesdays closed
- Nine Tuesdays closed: June 20th through August 15th
- One trip with halibut harvest per CHP per day
- One trip with halibut harvest per vessel per day

Final 3A Charter Halibut Estimates for 2023

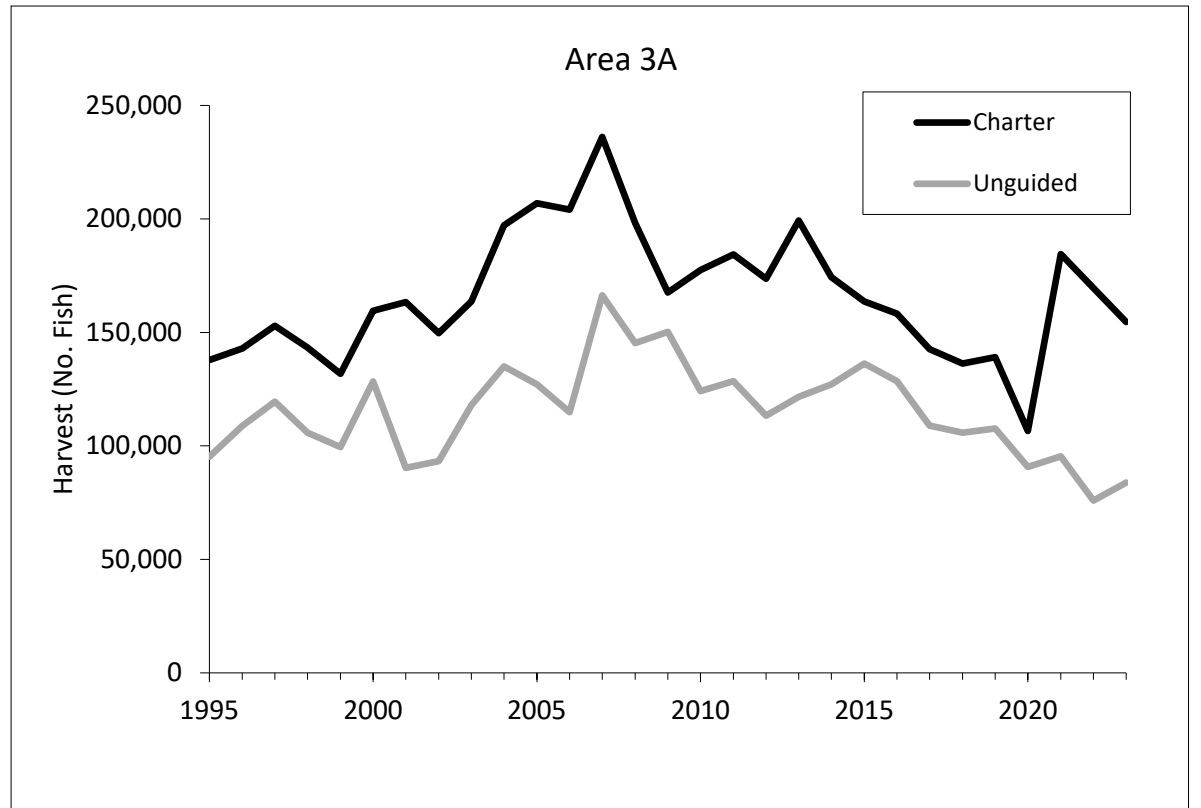
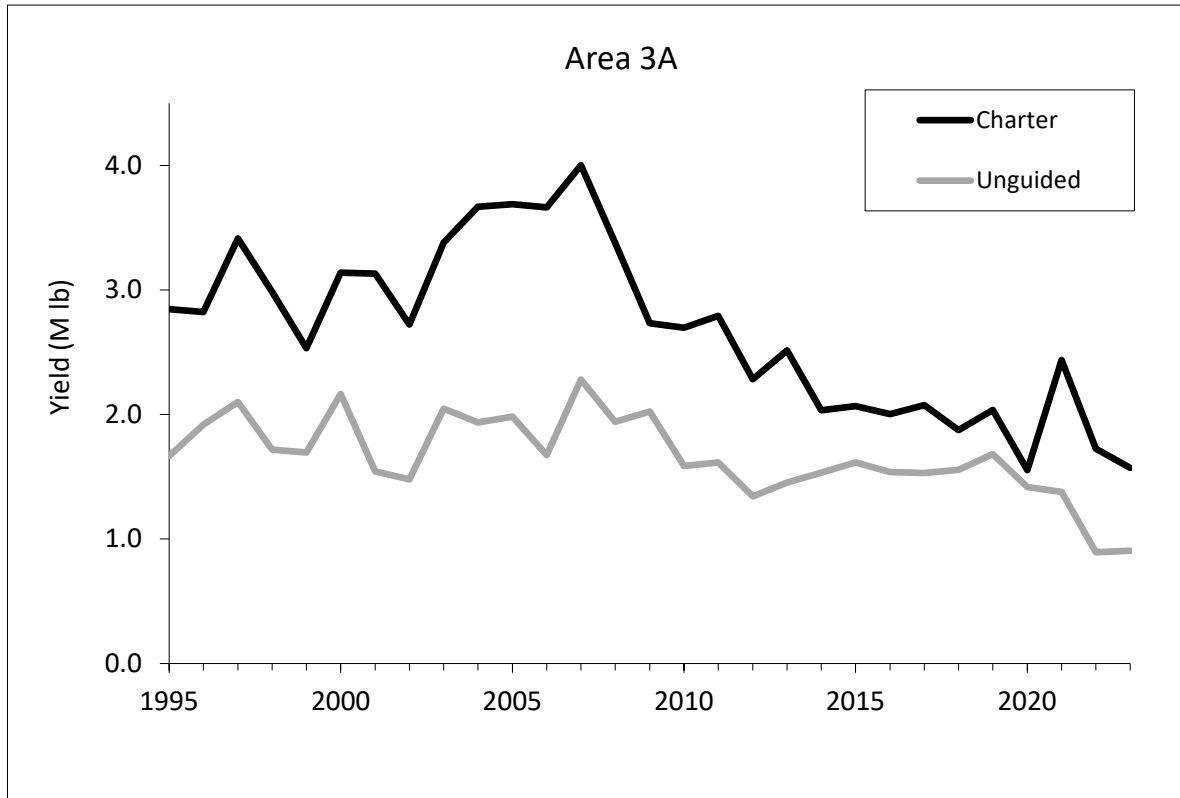
Subarea	Charter		
	No. Fish	Avg. Wt.	Yield (Mlb)
Central Cook Inlet	23,245	10.28	0.239
Lower Cook Inlet	70,809	9.62	0.681
Kodiak	14,054	11.18	0.157
North Gulf Coast	33,262	8.56	0.285
Eastern PWS	4,867	16.76	0.082
Western PWS	5,076	8.83	0.045
Yakutat	2,707	25.67	0.069
Glacier Bay	626	23.45	0.015
Area 3A	154,646	10.17	1.572

From Area2C3A_Final2023 (Table 2.1)

Removal	Preliminary	Final	Diff (M lb)	ProjErr (%)
Yield	1.546	1.572	-0.026	-1.7%
Release mortality	0.009	0.016	-0.007	-74.7%
Total	1.556	1.588	-0.033	-2.1%

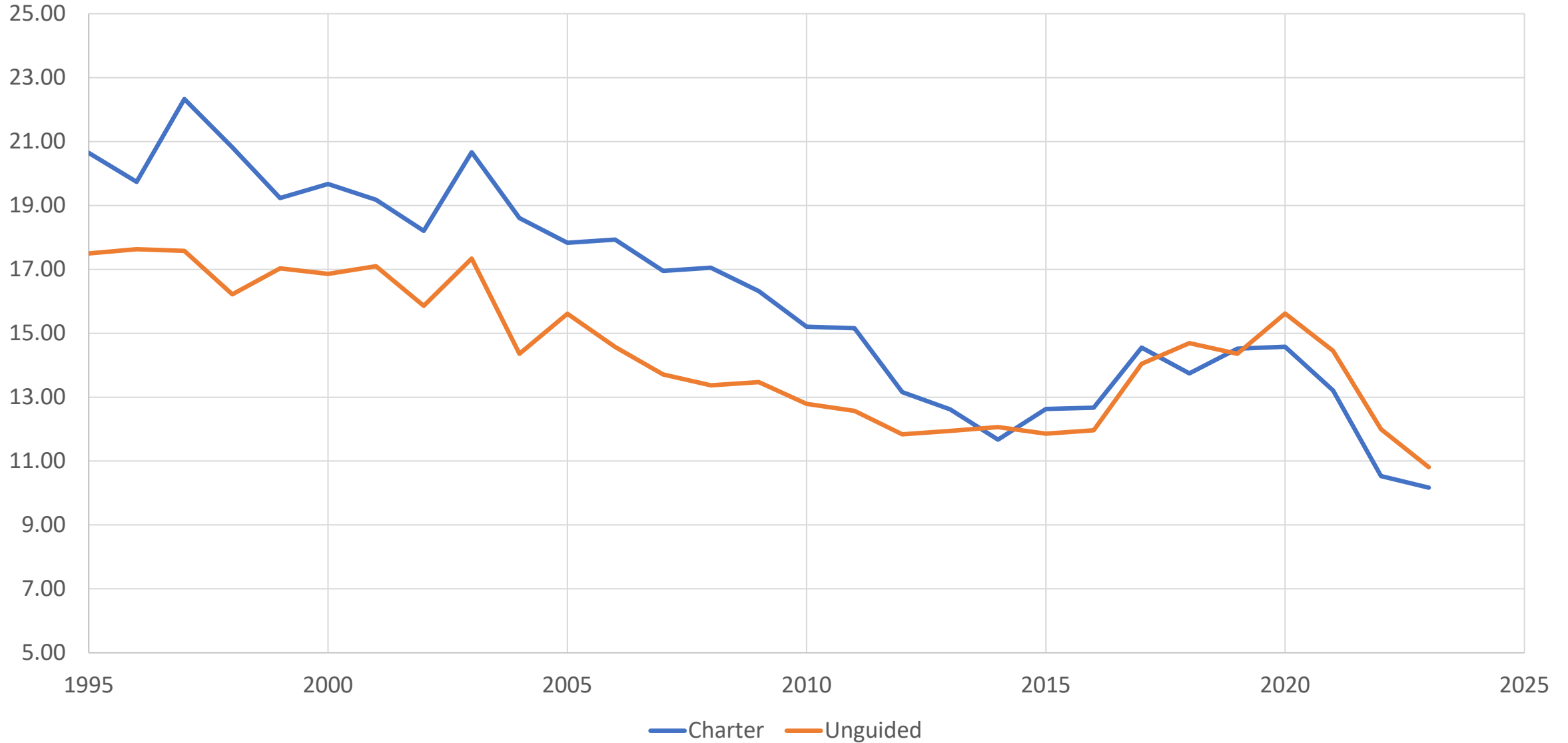
From Area2C3A_Final2023 (Table 2.3)

3A Charter Halibut Yield and Harvest 1995 – 2023

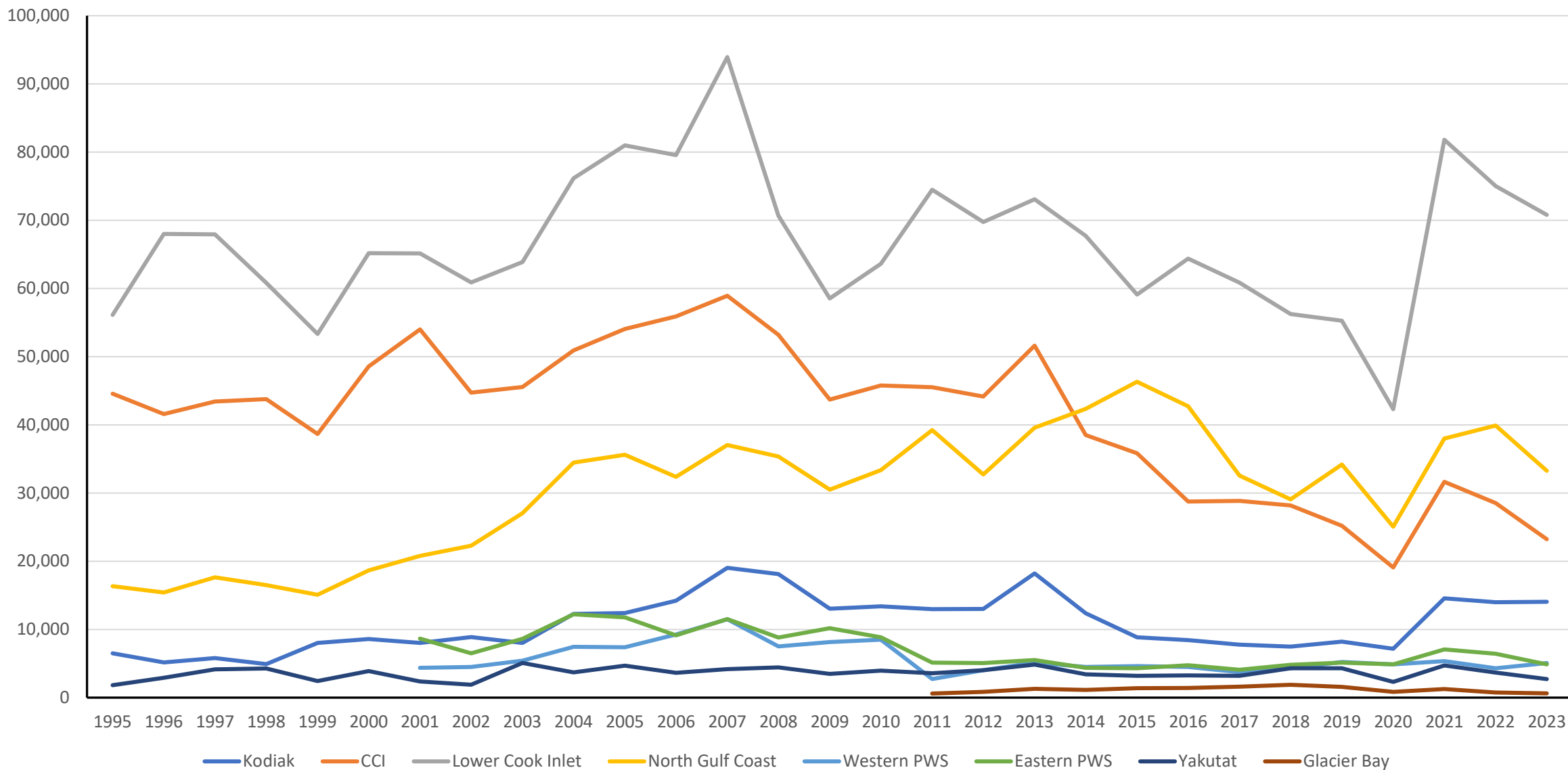


From Area2C3A_Final2023 (Figure 2.1)

3A Mean Weight



3A Charter Halibut Harvest





Preliminary 2024 Estimates

Photo:
Ryan
Ragan

2C 2024 Charter Regulations

- One fish bag limit
- Closed all Fridays from July 19th to September 13th
- Reverse slot limit:
 - February 1 – July 14
 - Less than or equal to 40 inches
 - Greater than or equal to 80 inches
 - July 15 – December 31
 - Less than or equal to 36 inches
 - Greater than or equal to 80 inches

3A 2024 Charter Regulations

- Two fish bag limit
 - One fish of any size
 - One fish less than or equal to 28 inches
- Wednesdays closed to retention of halibut
- No Tuesday closures
- One trip with halibut harvest per CHP per day
- One trip with halibut harvest per vessel per day

Preliminary 2024 Estimates

Area	Mean wt (lb)	Logbook Harvest (no. fish)	Yield (lb)	Release Mortality (lb)	Total Removals (lb)	Allocation (lb)	Overage (lb)	Overage %
2C	9.07	89,303	810,319	32,416	842,735	810,000	32,735	4.0%
3A	9.85	161,439	1,590,586	16,724	1,607,309	1,890,000	-282,691	-15.0%

From InfoHandoutADF&G_2024 (Table 1)

Comparison of Forecast to Preliminary Harvest Estimate

Area	Component	Predicted Dec	Prelim Oct	Observed
		2023	2024	Relative to Predicted
2C	Harvest (no. fish)	84,162	89,303	6.1%
	Average wt (lb)	9.25	9.07	-1.9%
	Yield (Mlb)	0.778	0.810	4.1%
	Rel mort (Mlb)	0.033	0.032	-3.2%
	Total removals (Mlb)	0.812	0.843	3.8%
3A	Harvest (no. fish)	175,579	161,439	-8.1%
	Average wt (lb)	10.64	9.85	-7.4%
	Yield (Mlb)	1.868	1.591	-14.9%
	Rel mort (Mlb)	0.016	0.017	5.6%
	Total removals (Mlb)	1.884	1.607	-14.7%

From InfoHandoutADF&G_2024 (Table 2)

Acknowledgements

- Brianna Bowman, Sarah Webster – former ADF&G
- Ben Jevons, Kayla Buster – logbook data
- Diana Tersteeg, Mike Jaenicke – Southeast data
- Clay Mckean, Marian Ford – Southcentral data
- Nick Smith, Jake Bozzini – SWHS
- Sarah Marrinan– NPFMC staff
- Numerous technicians – halibut measurements and angler interviews
- Cooperating anglers and charter operators

- Funding:
State of Alaska General Funds
DJ-WB Federal Aid in Fish Restoration
Fish & Game Funds





Questions

Adam St. Saviour

Alaska Department of Fish and Game – Division of
Sport Fish

Palmer

adam.stsaviour@alaska.gov

907-746-6300