



NOAA
FISHERIES

Draft 2025 Annual Deployment Plan and Trip Cancellations in ODDS

Prepared for the Advisory Panel and
North Pacific Fishery Management Council
October 2024

Jennifer Ferdinand
Alaska Fisheries Science Center

Vast Majority of Catch is in Full Coverage

In 2023, for the BSAI and GOA combined, **90.6%** of pelagic trawl catch was on trips in the full coverage category and **9.4%** was on trips in partial coverage.

In 2023, for the BSAI and GOA combined, **94%** of non-pelagic trawl catch was on trips in the full coverage category and **6%** was on trips in partial coverage.

- The Pacific cod trawl CV cooperative program (PCTC) moved more partial coverage trips into full coverage in 2024 and the same is expected in 2025.



NOAA
FISHERIES

Monitored catch¹ (metric tons), total catch, and percent monitored (%) of groundfish and halibut retained and discarded in the groundfish and halibut fisheries in 2023 in the **Bering Sea/Aleutian Islands**.

Gear	Catch	Gear total		
		Monitored	Total	%
Hook and Line	Retained	82,145	83,356	99%
	Discard	14,498	15,482	94%
Non-Pelagic Trawl	Retained	356,421	365,354	98%
	Discard	28,540	28,893	99%
Pot	Retained	6,335	21,491	29%
	Discard	111	268	41%
Pelagic Trawl	Retained	1,265,777	1,265,777	100%
	Discard	1,724	1,724	100%

¹ Monitored reflects either trips with an observer, EM fixed gear trips for which some video was reviewed, or EM trawl trips where observers sampled shoreside.

Monitored catch¹ (metric tons), total catch, and percent monitored (%) of groundfish and halibut retained and discarded in the groundfish and halibut fisheries in 2023 in the **Gulf of Alaska**.

Gear	Catch	Gear total		
		Monitored	Total	%
Hook and Line	Retained	4,328	16,126	27%
	Discard	2,593	12,732	20%
Jig	Retained	0	69	0%
	Discard			
Non-Pelagic Trawl	Retained	32,181	36,970	87%
	Discard	3,063	3,664	84%
Pot	Retained	3,359	15,980	21%
	Discard	73	409	18%
Pelagic Trawl	Retained	58,493	145,941	40%
	Discard	870	1,866	47%

¹ Monitored reflects either trips with an observer, EM fixed gear trips for which some video was reviewed, or EM trawl trips where observers sampled shoreside. EM trawl trips also require 100% at-sea video monitoring for compliance with maximized retention requirements, but that monitoring is not reflected in this table.

NMFS Approach

- Implement a monitoring program that collects credible, statistically rigorous scientific data
- Collect the best and most data under variable budgets using all the monitoring tools now available
- Collect data for a wide range of analytic needs (multi-objective program)

Council Priorities For Fisheries Remaining in Partial Coverage

- Efficiently distribute monitoring such that more monitoring is achieved for the available budget
- Increase monitoring on trawl-fisheries for PSC accounting
- Monitoring that has least impact on fishing operations



NOAA
FISHERIES

Challenges are to....

- Meet the data needs of users with a wide range of analytic and management objectives
- Collect data that reflects the full range of fishing activities: samples which represent the characteristics of the larger population



NOAA
FISHERIES

Monitoring Approaches in 2025


At-sea observers + compliance cameras:

- Catcher-processors (all gear types) & motherships
- 1 or 2 fishery observers plus compliance cameras on all trips



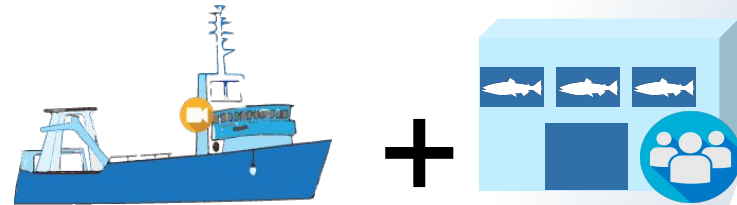
At-sea observers:

- Catcher vessels, all gear types & few catcher processors
- Observers sampling at-sea on either all trips (full coverage) or selection of trips (partial coverage)



EM + shoreside observers:

- Pollock catcher vessels in partial or full coverage fisheries
- At-sea EM for compliance with shoreside observers monitoring and sampling



EM only:

- Partial coverage longline and pot
- EM used for catch estimation



Preliminary Budget for 2025

- For this analysis, NMFS set a **preliminary budget of \$4.4M** to support 2025 monitoring of the partial coverage fisheries.

Budget will be updated for the final 2025 ADP; presented to the NPFMC in December 2024

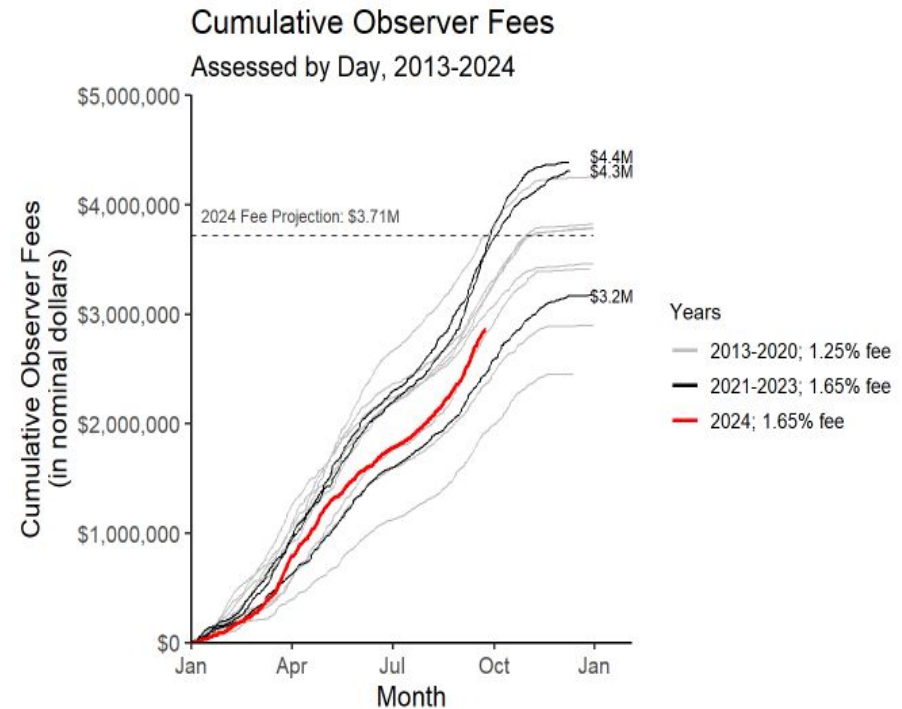
- The **preliminary budget** includes estimated revenues generated from 2024 ex-vessel fees, “carryover” revenue from ex-vessel fees from earlier years; and any federal funding that can be secured for direct monitoring costs
- Assumed no GOA (partial coverage) dockside monitoring needs at Sand Point and False Pass. This will be reassessed in the final ADP.
- **There is still a lot of uncertainty** in the preliminary budget – more than in past years



NOAA
FISHERIES

Uncertainty in Preliminary ADP Budget

- Fee revenue is still being assessed for landings in 2024 as of August 26, \$2.30M in Observer Fees had been assessed out of the projected \$3.71M
- Integrating the costs of Trawl EM into the annual budget
- Unknown costs associated with the competition of the partial coverage observer contract
- Ongoing delays in receiving funding associated with the transition in NOAA's financial systems



NOAA
FISHERIES

Fishing Year, Fiscal Year, Grant Year, and Contract Year

2024					2025								2026												
J	A	S	O	N	D	J	F	M	A	M	J	J	A	S	O	N	D	J	F	M	A	M	J	J	A
			Federal Fiscal Year 2025												Federal Fiscal Year 2026										
PSMFC Electronic Technologies Grant Year 2										PSMFC Electronic Technologies Grant Year 3															
Year 5 AIS Obs. Contract			Year 1 of New Observer Contract												Year 2 of New Observer Contract										

We are here.

Aligning the observer contract year with federal fiscal year.



NOAA
FISHERIES

Clarity Expected for Final ADP Budget

- Near final predictions on the amount of revenue generated from fees for landings in 2024
- Finalized costs of EM hardware servicing through Pacific States Marine Fisheries Commission (sub-contracted out to EM service providers)
- New partial coverage observer contract awarded; known pricing for “guaranteed,” “option,” and “plant” observer days; known amount obligated to support observer travel
- Expect to be able to obligate off-cycle grants to Pacific States to support Trawl EM implementation with federal funding
- Clarity on scope of trawl EM in Western GOA, including tenders and shoreside observers



NOAA
FISHERIES

Partial Coverage Deployment Plan



NOAA
FISHERIES

2025 Partial Coverage Sample Design

- **Sample unit:** Fishing trip/shoreside delivery
- **Stratification:** Sampling strata defined by:
 - Monitoring method (At-sea observer, EM, or none)
 - Gear type (fixed gear or trawl gear)
 - FMP (BSAI or GOA)
- **Allocation:** ‘Proximity Allocation,’ an algorithm that:
 - Reduces spatiotemporal data gaps
 - Guards against low sample size
 - Excludes EM Trawl GOA stratum
- **The Observer Declare & Deploy System (ODDS)** assigns a stratum to each trip and randomly selects trips for monitoring using allocated sample rates.



NOAA
FISHERIES

2025 Partial Coverage Sample Design

- **Stratification: 8 partial coverage strata**

- At-sea observers
 - **At-sea Observer Fixed-gear BSAI**
 - **At-sea Observer Fixed-gear GOA**
 - **At-sea Observer Trawl BSAI**
 - **At-sea Observer Trawl GOA**
- EM at-sea
 - **EM Fixed-gear BSAI**
 - **EM Fixed-gear GOA**

Proximity Allocation

- EM at-sea w/ Shoreside Observers
 - **EM Trawl GOA**

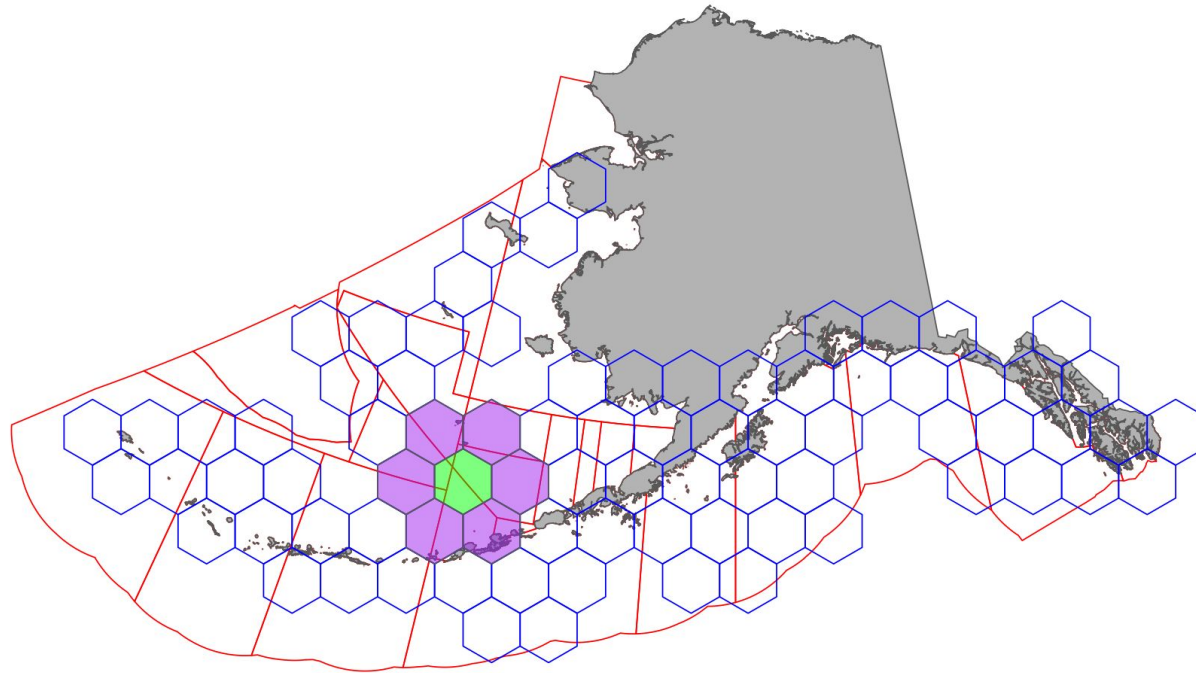
Costs estimated and allocated first

- No Selection (vessels < 40 ft LOA and/or using jig gear)
 - **No Selection**



NOAA FISHERIES

2025 Partial Coverage Sample Design



The **Proximity Allocation Index** is a measure of the degree of monitoring coverage that is achieved by a stratum, weighing goals of reducing data gaps and guarding against small sample sizes equally.



Dockside Monitoring with Trawl EM

- Objectives
 1. salmon bycatch count
 2. halibut bycatch count
 3. salmon genetic samples
 4. biological samples from non-salmon species

Full Coverage - BSAI Trawl Pollock

- Catcher vessels with EM: Cover all objectives
- Catcher vessels in the observer strata: Cover all objectives

For more information - see Table 3 in ADP



NOAA
FISHERIES

Dockside Monitoring with Trawl EM

- Objectives
 1. salmon bycatch count
 2. halibut bycatch count
 3. salmon genetic samples
 4. biological samples from non-salmon species

Partial Coverage - GOA Trawl Pollock

- Catcher and tender vessels with EM or at-sea observers:
 - a. Objectives 1- 3 will be met for **all deliveries**
 - b. Objective 4 will be met for 33% of EM deliveries
 - c. Objective 4 will be met with at sea observers for non-EM trips

For more information - see Table 3 in ADP



NOAA
FISHERIES

Full Coverage - Preliminary Sample Size and Rates

Pool	Stratum	Selection Rate (%)	Number of Trips Expected to be Observed
Full Observer Coverage	At-sea Observer	100	918
EM Trawl BSAI	EM Trawl (at-sea EM + shoreside observers)	100	1,672



NOAA
FISHERIES

Partial Coverage - Preliminary Sample Size and Rates

Pool	Stratum	Selection Rate (%)	Total Number of Trips	Number of Trips Expected to be Observed
At-sea Observer	Fixed-gear BSAI	23	257	59
	Fixed-gear GOA	7	1,855	136
	Trawl BSAI	47	24	11
	Trawl GOA	12	314	37
EM Fixed-gear	EM Fixed-gear BSAI	48	70	33
	EM Fixed-gear GOA	13	883	111
EM Trawl GOA	EM Trawl GOA	100	984	984 (at-sea EM)
		100	984	984 (salmon & halibut PSC accounting)
		33	984	328 (Biologicals)
No-selection	No-selection	0	1389	0

Overall Expected Monitoring the AK Federal Fisheries in 2025

% of Retained Catch Monitored by FMP and Gear-type, Full & Partial Coverage		
	Trawl	Fixed-Gear
BSAI	99.97%	87.69%
GOA	81.20%	16.02%

% of Retained Catch Monitored by FMP and Gear-type, Partial Coverage ONLY		
	Trawl	Fixed-Gear
BSAI	47.36%*	27.63%
GOA	76.38%	8.59%

*Projected 24 trips that may occur in the Pacific Cod Trawl Cooperative “C” season.



NOAA
FISHERIES

Trip Cancellations in ODDS



Problem and Charge

- Trips selected for observer coverage are cancelled more frequently than those not selected for coverage.
- The cancellation and inheritance rules in ODDS pushes monitored trips later in the year as compared to how effort is spread throughout the year, resulting in temporal bias.
- June 2024 NPFMC and NMFS recommended that we “work with the PCFMAC to develop an ODDS trip cancellation policy for the 2025 ADP”
- “...develop an ODDS trip cancellation policy...that will not significantly impede industry, affords the observer provider adequate time to deploy an observer, and reduces impacts to coverage rates and non-random monitoring.”



NOAA
FISHERIES

Solution

Rely on trip replacement by user.

- Canceling trips is largely unnecessary
- Trip replacement - or modifications - in ODDS allows flexibility to change trip logistics (e.g., dates, landing ports, etc.)
- ODDS will apply the new selection rate with a warning to the user if trip moves to new ADP stratum



NOAA
FISHERIES

How to maximize ODDS for your trip

1. Log trips at least three (3) days or more in advance (required).
2. Log accurate information - this will reduce the number of problems you encounter.
3. Update your fishing plans in ODDS when they change, rather than canceling and logging new trips.
4. Close past fishing trips.
5. Log only the trips you intend to take.

Partial coverage trips are required to be logged in advance through the ODDS website (<http://odds.afsc.noaa.gov>) or by calling the ODDS call center at 1-855-747-6377



NOAA
FISHERIES

Reminder of Important Dates for ODDS

- Annual opt-in for trawl catcher vessels to be placed in Full Coverage must have been completed prior to October 15
- Opt-in and Opt-out request period for EM: September 1 - November 1
- For partial coverage vessels, ODDS users may indicate a preferred EM service provider - this is not guaranteed
- NMFS selects EM provider based on cost efficiency (e.g., location of home port, EM technician availability, installation cost, annual maintenance cost, etc.)
- Vessels requesting EM will be evaluated based on cost efficiency (e.g., fishing effort history, location of home port, etc) and ability to carry an observer (e.g., limited bunk space or life raft capacity, etc)
- Fixed-gear vessels accepted into the EM pool are in the EM pool until they opt-out or - in rare cases - are removed for failure to adhere to their Vessel Monitoring Plan
- Trawl-gear vessels accepted into the EM pool must request to opt-in each year



NOAA
FISHERIES

Acknowledgments

- Thank you to the observers, observer providers, captains, crew members, EM providers, video reviewers, and agency staff who make fishery-dependent data collection possible
- Thank you to the members of the FMAC and PCFMAC for their input, feedback, and dedication to sustainable fisheries management
- Thank you to the AFSC, AKRO, and PSMFC staff who have developed the Draft 2025 ADP and alternative solutions to improve ODDS.



NOAA
FISHERIES