


M E M O R A D U M

TO: Council, SSC and AP
FROM: Jim H. Branson 
Executive Director
DATE: December 2, 1986
SUBJECT: DAP for 1987

ACTION REQUIRED

Review projected U.S. processed groundfish (DAP) for 1987.

BACKGROUND

NMFS has surveyed U.S. processors to determine their estimated groundfish needs for 1987. The results of the survey will be tabulated by species and area and placed under this tab when available. The purpose of this agenda item is to focus Council and industry attention on projected DAP for 1987 and provide opportunity of public comment. The companies surveyed by NMFS are listed in C-5(a); only two did not respond.

After refining these projections as necessary, the DAP by species and area will be used in subsequent decisions on availability of groundfish for joint ventures and foreign directed fisheries under agenda items D-2 and D-3.

Survey 86 Labels (S-3 Version)

Jim Martin
3 Hermosa Drive
Eustis, FL 32726

Chuck Bundrant
Trident Seafoods Corp
653 Northwest 41st Street
Seattle, WA 98107

Ms. H. Park
North Pacific Fishing
4200 - 23rd Ave. W., 2nd Floor
Seattle, WA 98199

Bart Eaton
21313 SE 13th Place
Issaquah, WA 98027

Rick Krueger
Golden Age Fisheries
192 Nickerson, Suite 307
Seattle, WA 98109

Rudy Petersen
4215 - 21st Ave. NW, #106
Seattle, WA 98199

Jerry H. Nelson
Courageous Fisheries
P.O. Box 1019
Redmond, WA 98073-1019

Bob Boroughs
returned in mail
~~Swiftsure Fisheries, Inc.~~
Suite 502, Queen Anne Square
200 West Mercer Street
Seattle, WA 98119

Ted West
Alaskan Fisheries Company
333 W. 4th, Suite 315
Anchorage, AK 99501

Phil Hanson
Universal Seafoods, Inc.
P.O. Box 1019
Redmond, WA 98073-1019

Craig Cross
American Fishing Venture
201 Elliot Ave. W., Suite 404
Seattle, WA 98119

Ken Madsen
S & S Seafoods
1800 Beaver Place, Apt. #4
Anchorage, AK 99504

Melvin Morris
All Alaskan Seafoods, Inc.
2009 Minor Avenue, East
Seattle, WA 98102

Konrad Uri
Trans-Pacific Seafoods, Inc.
4027 - 21st Avenue West
Seattle, WA 98119

John Sevier
Alaska Pacific Seafood
627 Shelikof Ave.
Kodiak, AK 99615

John Gilbert
Aleyska Seafoods, Inc.
Box C-5030
Seattle, WA 98105

Ernest D. Bickley
Golden Alaska Seafoods
Market Place One
2000 W. Avenue
Seattle, WA 98121

Bernie Burkholder
Dominion Fisheries
P.O. Box 4124
Kodiak, AK 99615

Phil Werdal
Jubilee Fisheries
Box 17027
Seattle, WA 98107

Bruce Mitchell
Pelican Seafoods, Inc.
P.O. Box 85538
Seattle, WA 98145-1538

J. Major
East Point Seafood Co.
Box 1637
Kodiak, AK 99615

Gordon Asheim
Marine Management, Inc.
1418 NW 53rd St.
Seattle, WA 98107

Terry Baker
Arctic Alaska Seafoods
4250 - 24th, West
Seattle, WA 98199

Neil Shuckerow
Int'l Seafoods of Alaska, Inc.
P.O. Box 2997
Kodiak, AK 99615

David Perron
Kodiak King Crab, Inc.
P.O. Box C-70739
Seattle, WA 98107

Bill Stokes
Glacier Fish Co., Ltd.
4241 - 21st Ave. W., Suite 200
Seattle, WA 98199

Ray Spagnola
Kodiak Alaska Seafood, Inc.
P.O. Box 984
Kodiak, AK 99615

David Perron
St. Elias Ocean Products
P.O. Box C-70739
Seattle, WA 98107

Thomas W, King
Icicle Seafoods, Inc.
4019 - 21st Ave. W.
Seattle, WA 98199

Timothy Longrich
Kodiak Partnership
Box 3415
Kodiak, AK 99615

Steven F. Hanson
Grayling Seafoods
P.O. Box 2134
Valdez, AK 99686

Terry Gardiner
Silver Lining Seafoods
P.O. Box 6092
Ketchikan, AK 99901

Nils Dragoy
Westcod, Inc.
18760 Ridgefield Road, NW
Seattle, WA 98177

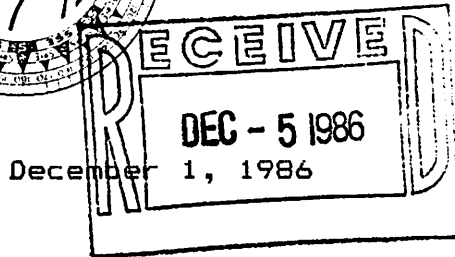

Stephanie Wilson
Fishing Company of Alaska
P.O. Box 1121
Seward, AK 99664

Jim Long
Sea Catch
4241 - 21st Ave. W., Suite 300
Seattle, WA 98199

Ronnie Wrenn
Starboard, Inc.
1815 Lombardy Circle
Charlotte, NC 28203

ALASKA PACIFIC SEAFOODS, INC.

□ HOME OFFICE: 2155 N. NORTHLAKE WAY • P.O. BOX 31179 • SEATTLE, WASHINGTON 98103 • (206) 632-9900
 □ PROCESSING PLANT: P.O. BOX 1126 • KODIAK, ALASKA 99615 • (907) 486-3234



North Pacific Fishery Management Council
 ATTN: James O. Campbell, Chairman
 P.O. Box 103136
 Anchorage, Alaska 99510

ACTION	ROUTE TO	INITIAL
	Exec. Dir.	J
	Deputy Dir.	
	Admin. Off.	
	Exec. Sec.	
	Staff Asst. 1	
	Staff Asst. 2	
	Staff Asst. 3	
	Economist	
	Sec./Officer	
	Sec./Typist	

Dear N.P.F.M. Council members,

On behalf of Alaska Pacific Seafoods, I would like to take this opportunity to one, thank-you for the time and effort that each of you have contributed to the N.P.F.M.C., and two, to up-date you on my firm's current and future groundfish utilization.

Here at Alaska Pacific Seafoods in Kodiak, the trend is very clear; groundfish utilization is rapidly increasing and will continue to increase for quite some time. This growth phase is seen clearly in the past two years production data and in the projections forecasted for 1987.

YEARS	SEASON	AREA	GROUND FISH UTILIZATION (POLLOCK ONLY)
1985	Jan.-Mar.	Shelikof Strait	1,350 MT
	Oct.-Dec.	Gulf	1,020 MT
1986	Jan.-Mar.	Shelikof Strait	2,800 MT
	Oct.-Dec.	Gulf	3,208 MT
1987	Jan.-Mar.	Shelikof Strait	9,980 MT
Projected	Oct.-Dec.	Gulf	14,292 MT

Processors of Quality Alaska Seafoods

Although Alaska Pacific Seafoods processed only a very small percentage of the total DAP in 1985 and processed only 5% of the 116,600 MT predicted for the entire Gulf in 1986, we are projecting a major increase in production for 1987.

Currently, we are doubling the capacity of our land-based Surimi plant. Upon completion of this expansion, A.P.S. will have the capacity to process 181 MT of pollock a day. In addition, A.P.S. harvest vessels have shown an increased productivity over the past year. For example, the Fall '85 season consisted of 76 days that A.P.S. boats were actively fishing. As mentioned above, 1020 MT was delivered during that time period. In Fall of 1986, 3,208 MT has been delivered in 58 days - a three fold increase over last year. It should also be noted that only 116 of the available 210 fishing days have been utilized in this past year by our fishing fleet.

The diversification into groundfish that A.P.S. has undertaken in recent years has not only benefited our firm but the entire Kodiak community. Fishermen aside, A.P.S. currently employs 120 people during the Surimi season. With the expansion, we expect this figure to increase to 200 people. In the past, this seven month period was void of activity and only a minimum crew was maintained.

In short, Alaska Pacific Seafoods current and future utilization of groundfish is rapidly increasing. Our firm is projected to take 59% of the total 17,000 MT of Pollock predicted for the Shelikof area alone. Based on the N.P.F.M. team's mid-point projection of 95,000 MT of Pollock for both the Central and Western Gulf in 1987, A.P.S. alone is forecasting 26% of that total will be needed to meet our production requirements for the coming year. Other groundfish processors in the Kodiak area are also counting on a portion of this allocation for their '87 production. It is vital to this growing domestic industry that a sufficient supply of groundfish be made available to DAP. It is my hope that the North Pacific Fishery Management Council will consider this trend in both its short-term and long-term allocation decisions.

Enclosed are photos of the Alaska Pacific Seafoods Surimi line to help you visualize the process. If any of you should happen to be in Kodiak, please feel free to stop-by our plant for a visit.

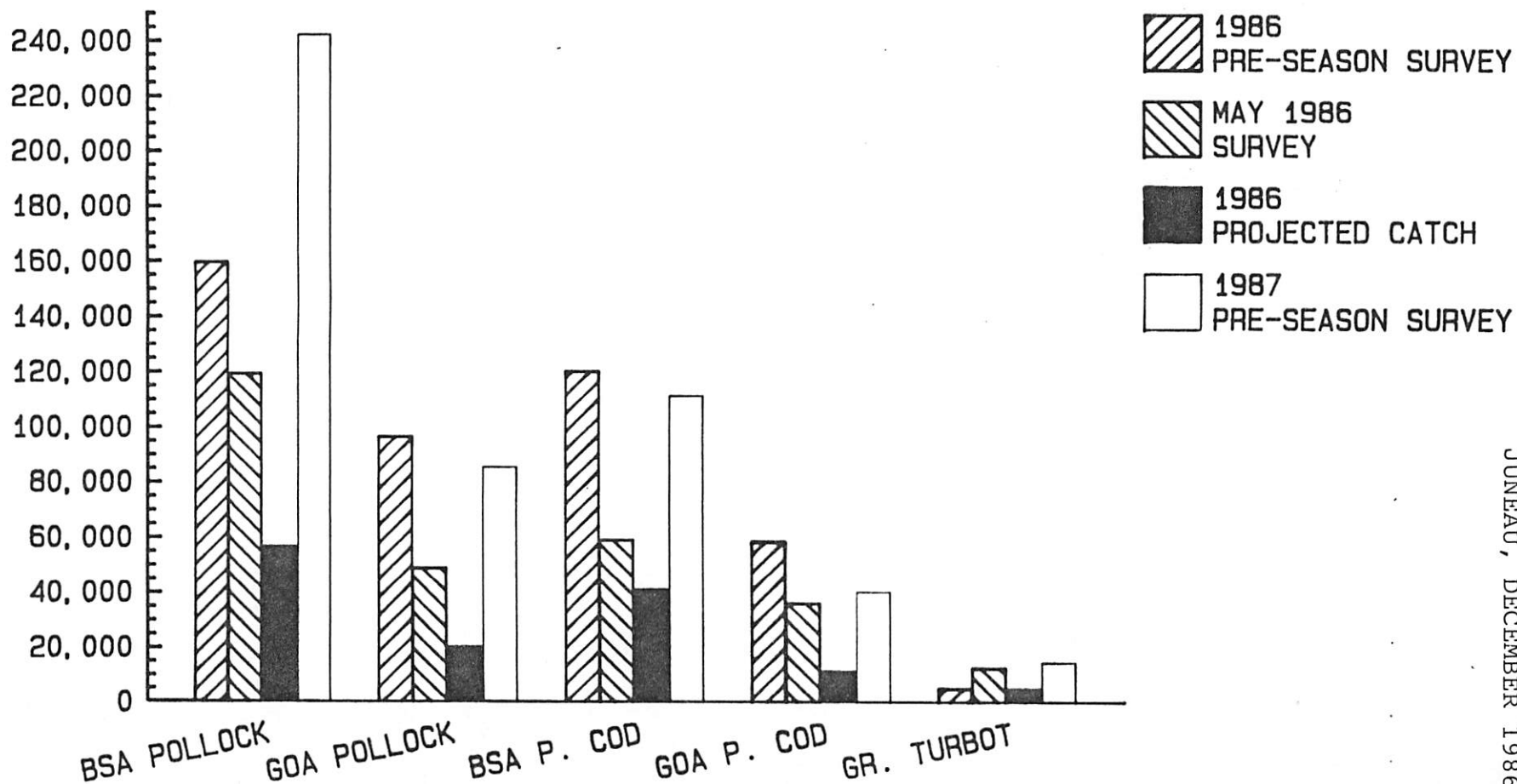
Sincerely,



John Sevier
Plant Manager, Alaska Pacific Seafoods

DOMESTIC ANNUAL PROCESSING NMFS SURVEY RESULTS AND DAP CATCHES

METRIC TONS



AGENDA ITEM 2-5
 NMFS, ALASKA REGION
 JUNEAU, DECEMBER 1986

SUMMARY OF 1987 DAP GROUND FISH INTENTIONS

04-Dec

	BERING	SEA	ALEUTIANS	WEST GULF	CENT GULF	EAST GULF	TOT BSA	TOT GOA	TOT ALASKA
POLLOCK	189,987	57,210	31,005	52,977	1,930	247,197	85,912	333,109	
PAC. COD	101,546	10,221	8,560	31,417	1,430	143,174	41,407	153,174	
GR. TURBOT	7,941	7,272	50	10	10	15,213	70	15,283	
ARR. FLNDR	350	480	10	10	10	830	30	860	
ROCK SOLE	11,953	1,950	440	690	40	13,903	1,170	15,073	
YFINSOLE	50	50	0	0	0	100	0	100	
OTH. FLNDR	9,100	100	700	500	100	9,200	1,300	10,500	
ATKA MACK	150	100	10	10	10	250	30	280	

SUMMARY OF 1986 DAP GROUND FISH PRODUCTION (REPORTED BY SURVEY RESPONDENTS)

	BERING	SEA	ALEUTIANS	WEST GULF	CENT GULF	EAST GULF	BSA	GOA	ALASKA
POLLOCK	56,712	114	5,107	13,320	1,990	56,826	20,417	77,243	
PAC. COD	37,011	4,382	6,095	4,601	1,090	41,393	11,786	53,179	
GR. TURBOT	737	4,472	0	0	10	5,209	10	5,219	
ARR. FLNDR	0	127	0	0	0	127	0	127	
ROCK SOLE	3,245	0	1,500	517	0	3,245	2,017	5,262	
YFINSOLE	50	0	0	0	0	50	0	50	
OTH. FLNDR	225	100	50	50	100	325	200	525	
ATKA MACK	0	5	0	0	0	5	0	5	

DIFFERENCE BETWEEN 1987 INTENTIONS AND 1986 PRODUCTION

	BERING	SEA	ALEUTIANS	WEST GULF	CENT GULF	EAST GULF	BSA	GOA	ALASKA
POLLOCK	133,275	57,096	25,898	39,657	(60)	190,371	65,495	255,866	
PAC. COD	64,535	5,839	2,465	26,816	340	70,374	29,621	99,995	
GR. TURBOT	7,204	2,800	50	10	0	10,004	60	10,064	
ARR. FLNDR	350	353	10	10	10	703	30	733	
ROCK SOLE	8,708	1,950	(1,060)	173	40	10,658	(847)	9,811	
YFINSOLE	0	50	0	0	0	50	0	50	
OTH. FLNDR	8,875	0	650	450	0	8,875	1,100	9,975	
ATKA MACK	150	95	10	10	10	245	30	275	

04-Dec

DISTRIBUTION OF PROPOSED 1987 CATCH BY TIME PERIOD

	TIME	BERING SEA	ALEUTIANS	WEST GULF	CENT GULF	EAST GULF	BSA	GOA	ALASKA
POLLOCK	1	67,284	23,463	9,453	16,840	20	90,747	26,313	117,060
POLLOCK	2	122,703	33,747	21,552	36,137	1,910	156,450	59,599	216,049
	TOTAL	189,987	57,210	31,005	52,977	1,930	247,197	85,912	333,109
PAC. COD	1	61,149	7,852	4,035	15,599	225	69,001	19,859	88,860
PAC. COD	2	40,397	2,369	4,525	15,818	1,205	42,766	21,548	64,314
	TOTAL	101,546	10,221	8,560	31,417	1,430	111,767	41,407	153,174
GR. TURBOT	1	1,127	1,074	25	5	5	2,201	35	2,236
GR. TURBOT	2	6,814	6,198	25	5	5	13,012	35	13,047
	TOTAL	7,941	7,272	50	10	10	15,213	70	15,283
YFINSOLE	1	25	25	0	0	0	50	0	50
YFINSOLE	2	25	25	0	0	0	50	0	50
	TOTAL	50	50	0	0	0	100	0	100
ROCK SOLE	1	11,098	1,850	420	620	20	12,948	1,060	14,008
ROCK SOLE	2	855	100	20	70	20	955	110	1,065
	TOTAL	11,953	1,950	440	690	40	13,903	1,170	15,073
OTH. FLNDR	1	8,550	50	650	425	75	8,600	1,150	9,750
OTH. FLNDR	2	550	50	50	75	25	600	150	750
	TOTAL	9,100	100	700	500	100	9,200	1,300	10,500
ATKA MACK	1	75	50	5	5	5	125	15	140
ATKA MACK	2	75	50	5	5	5	125	15	140
	TOTAL	150	100	10	10	10	250	30	280

Jan - June
Jul - Dec

04-Dec-86

SOURCE OF CHANGE 1986 TO 1987		POLLOCK		PACIFIC COD		GR. TURBOT	ROCK SOLE	ARROW.	FLDR	OTHER	FLDR		
		BSA	GOA	BSA	GOA							BSA	GOA
NEW/NEWLY CONVERTED VESSEL:	10	87935	22899	28949	5200	0	0	500	0	0	0	0	
NEW MACHINERY/LINES:	4	39040	23687	17053	2970	19	0	0	500	0	0	0	
INCREASE IN INTEREST BY U.S. LONGLINERS:	7	0	0	0	8422	0	0	0	0	0	0	0	
LONGER SEASON/ MORE BOATS DELIVERING:	8	59316	15966	17454	14990	1098	70	700	120	100	30	100	50
SHIFT TARGET AND/OR AREA FISHED:	13	4480	4893	8517	-961	8887	-10	9464	-1467	603	0	8775	1050
OPERATED IN 1986 BUT NO PLANS YET FOR 1987:	3	-400	-1950	-1599	-1000	0	0	-6	0	0	0	0	0
TOTAL ALL CATEGORIES GRAND TOTAL	45	190371	65495	70374	29621	10004	60	10658	-847	703	30	8875	1100

DAPINC87