



U.S. DEPARTMENT OF COMMERCE
National Oceanic and Atmospheric Administration
National Marine Fisheries Service
P. O. Box 1668, Juneau, Alaska 99802

MONTHLY SUMMARY OF
FOREIGN FISHING ACTIVITIES OFF ALASKA
AUGUST 1 to 15, 1977

A total of 298 individual foreign fishing and associated support ships (5 Soviet, 283 Japanese and 8 South Korean and 2 Taiwanese) engaged in fisheries off of Alaska during August. That was a decrease of 354 from the previous month and a decrease of 47 from August 1976.

SOVIET ACTIVITIES

The 5 individual Soviet vessels included 4 stern trawlers and 1 refrigerated transport. This was a decrease of 3 from the previous month and a decrease of 61 from August 1976.

Groundfish Trawl Fishery

Four stern trawlers and the refrigerated transport operated in the central Bering Sea until departing early in July. The 2 remaining stern trawlers fished the Gulf of Alaska.

JAPANESE ACTIVITIES

The 283 individual Japanese vessels included 26 refrigerated transports, 20 Danish seiners, 56 pair trawlers, 121 medium stern trawlers, 19 large stern trawlers, 17 longliners 9 cargo vessels, 3 tankers, 5 factory ships, 5 independent crab vessels, and 2 snail pot boats. This represents a decrease of 350 from the previous month and an increase of 64 from August 1976. The large decrease from the previous month is due to the departure of the salmon fleets.

Crab Fishery

The 5 independent crab pot vessels supported by 1 cargo vessel continued fishing the central Bering Sea area.

Groundfish Trawl Fishery

The Japanese trawl fisheries along the Continental Shelf continued with independent stern trawlers operating in the Gulf of Alaska, Bering Sea and Aleutians.

Twelve independent stern trawlers fished in the Gulf of Alaska with concentrated efforts off the Yakutat fishing grounds and along the 100 fathom curve south of Kodiak. Support vessels included 2 refrigerated transports and a tanker.

The major fishing effort occurred in the central and southeastern Bering Sea along the 100 fathom edge and along the Aleutians. One hundred fourteen independent stern trawlers and their support vessels participated in those areas.

Pollock Fishery

The five factory ship fleets continued fishing for pollock along the Continental Shelf edge from northwest of Unimak Island to west of St. Matthew Island in the Bering Sea. A total of 99 vessels are included in the fleets.

Sablefish Fishery

Seventeen longline vessels fished for sablefish in the Gulf of Alaska and along the central Aleutian Islands during August.

In early August, 9 individual vessels fished in the Gulf of Alaska while 8 vessels fished the Aleutians. In the Gulf, 3 vessels fished the southeast area, 3 fished the Yakutat grounds and 3 fished south of Kodiak.

Salmon Fishery

The 6 Japanese high seas salmon factory ship fleets completed their effort in the central Bering Sea and Aleutian areas and departed during the latter part of July.

Snail Fishery

During August, one snail pot boat continued fishing in the central Bering Sea. This vessel was joined by a second vessel early in the month.

SOUTH KOREAN ACTIVITIES

Eight Korean fishing vessels fished Alaskan waters during August. This represents a decrease of 2 from last month and a decrease of 48 from August 1976.

Sable Fishery

Four longline vessels fished primarily for sablefish off Alaska during August. Three vessels fished in the Gulf of Alaska along the Yakutat grounds while the remaining vessel fished north of Unimak Pass in the Bering Sea.

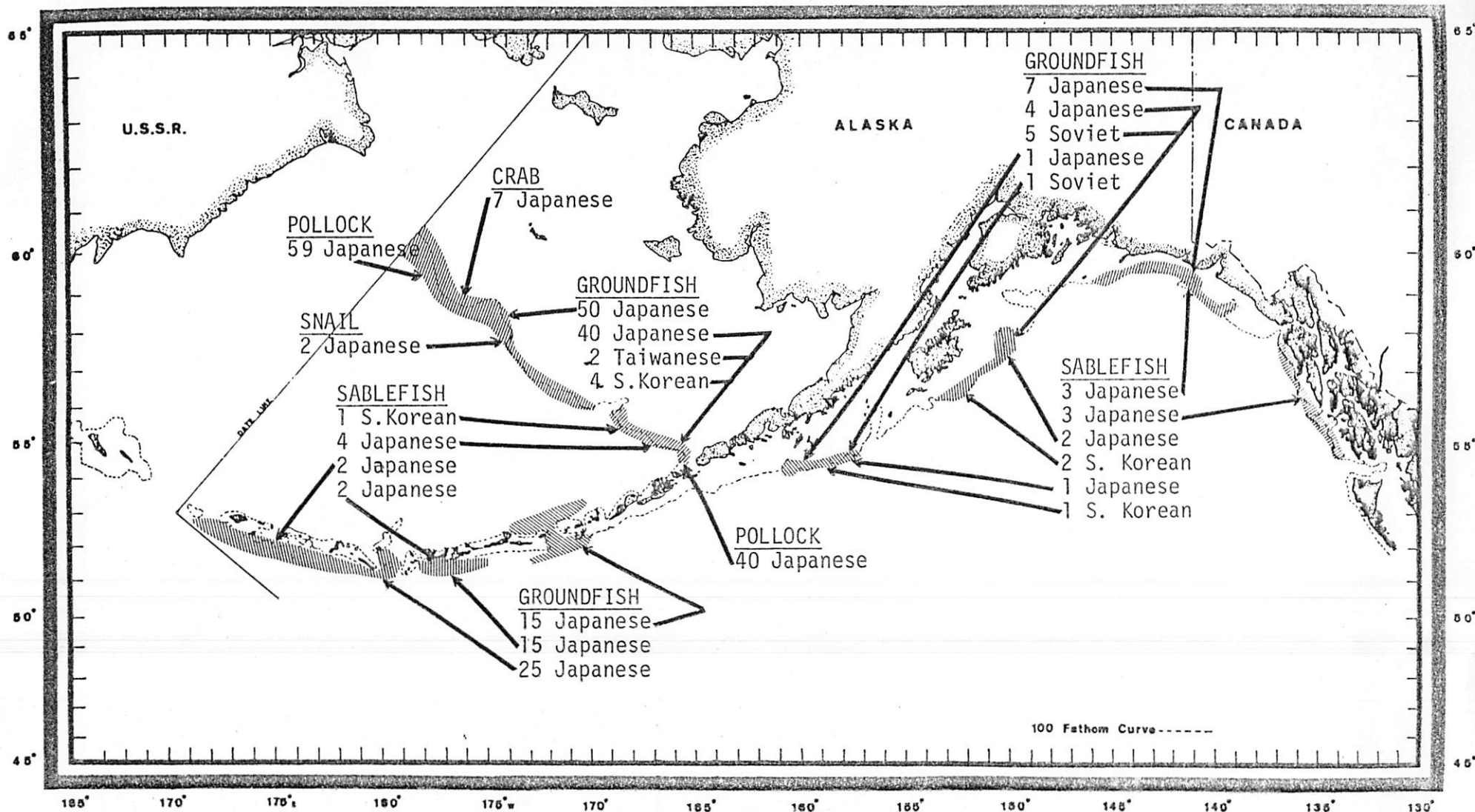
Pollock Fishery

During August, four large stern trawlers fished along the 100 fathom curve of the eastern Bering Sea.

TAIWANESE ACTIVITIES

Ground Fishery

During August, 2 stern trawlers fished in the Alaskan waters, one in the Gulf of Alaska and one in the Bering Sea. The vessel that started in the Gulf shifted its efforts to the Bering Sea. There were 2 less vessels present than in August 1976.



Foreign fishing off Alaska, August 1-15, 1977
 by country, number of vessels, principle fishing
 grounds and species fished.



MONTHLY SUMMARY OF
FOREIGN FISHING ACTIVITIES OFF ALASKA
JULY 1977

A total of 652 individual foreign fishing and associated support ships (8 Soviet, 633 Japanese and 11 South Korean) engaged in fisheries off of Alaska during July. That was a decrease of 2 from the previous month and a decrease of 21 from July 1976.

SOVIET ACTIVITIES

The 8 individual Soviet vessels included 7 stern trawlers and 1 refrigerated transport. This was a decrease of 15 from the previous month and a decrease of 80 from July 1976.

Groundfish Trawl Fishery

Five stern trawlers and the refrigerated transport operated in the central Bering Sea until departing early in July. The 2 remaining stern trawlers fished the Gulf of Alaska.

JAPANESE ACTIVITIES

The 633 individual Japanese vessels included 31 refrigerated transports, 21 Danish seiners, 57 pair trawlers, 185 medium stern trawlers, 20 large stern trawlers, 20 longliners, 11 cargo vessels, 5 tankers, 13 factory ships, 12 crab catcher vessels, 11 independent crab vessels, 246 gill netters and 1 snail pot boat. This represents an increase of 9 from the previous month and an increase of 17 from July 1976.

Crab Fishery

The 2 crab factory ships and its 12 catcher vessels fishing the eastern Bering Sea departed by the end of the month. The 11 independent crab pot vessels supported by 2 refrigerated transports continued fishing the central Bering Sea area.

Groundfish Trawl Fishery

The Japanese trawl fisheries along the Continental Shelf continued with independent stern trawlers operating in the Gulf of Alaska, Bering Sea and Aleutians.

Fourteen independent stern trawlers fished in the Gulf of Alaska with concentrated efforts off southeast Alaska, on the Yakutat fishing grounds and along the 100 fathom curve south of Kodiak. Support vessels included 2 refrigerated transports and a tanker.

The major fishing effort occurred in the central and southeastern Bering Sea along the 100 fathom edge and along the Aleutians. One hundred seventy-seven independent stern trawlers and their support vessels participated in those areas.

Pollock Fishery

The five factory ship fleets continued fishing for pollock along the Continental Shelf edge from northwest of Univak Island to west of St. Matthew Island in the Bering Sea. A total of 99 vessels are included in the fleets.

Sablefish Fishery

Twenty longline vessels fished for sablefish in the Gulf of Alaska and along the central Aleutian Islands during July.

In early July, 16 individual vessels fished in the Gulf of Alaska and one fished along the central Aleutians. By month's end 11 vessels remained in the Gulf while 7 vessels fished the Aleutians. In the Gulf, 5 vessels fished the southeast area, 9 fished the Yakutat grounds and 2 fished south of Kodiak.

Salmon Fishery

The 6 Japanese high seas salmon factory ship fleets continued to fish the central Bering Sea and Aleutian areas before the entire fleet departed during the latter part of July. Five fleets fished the central Bering area while one fleet continued to fish south of the western end of the Aleutians. The total salmon fleet was made up of 258 vessels.

Snail Fishery

During July, one snail pot boat continued fishing in the central Bering Sea.

SOUTH KOREAN ACTIVITIES

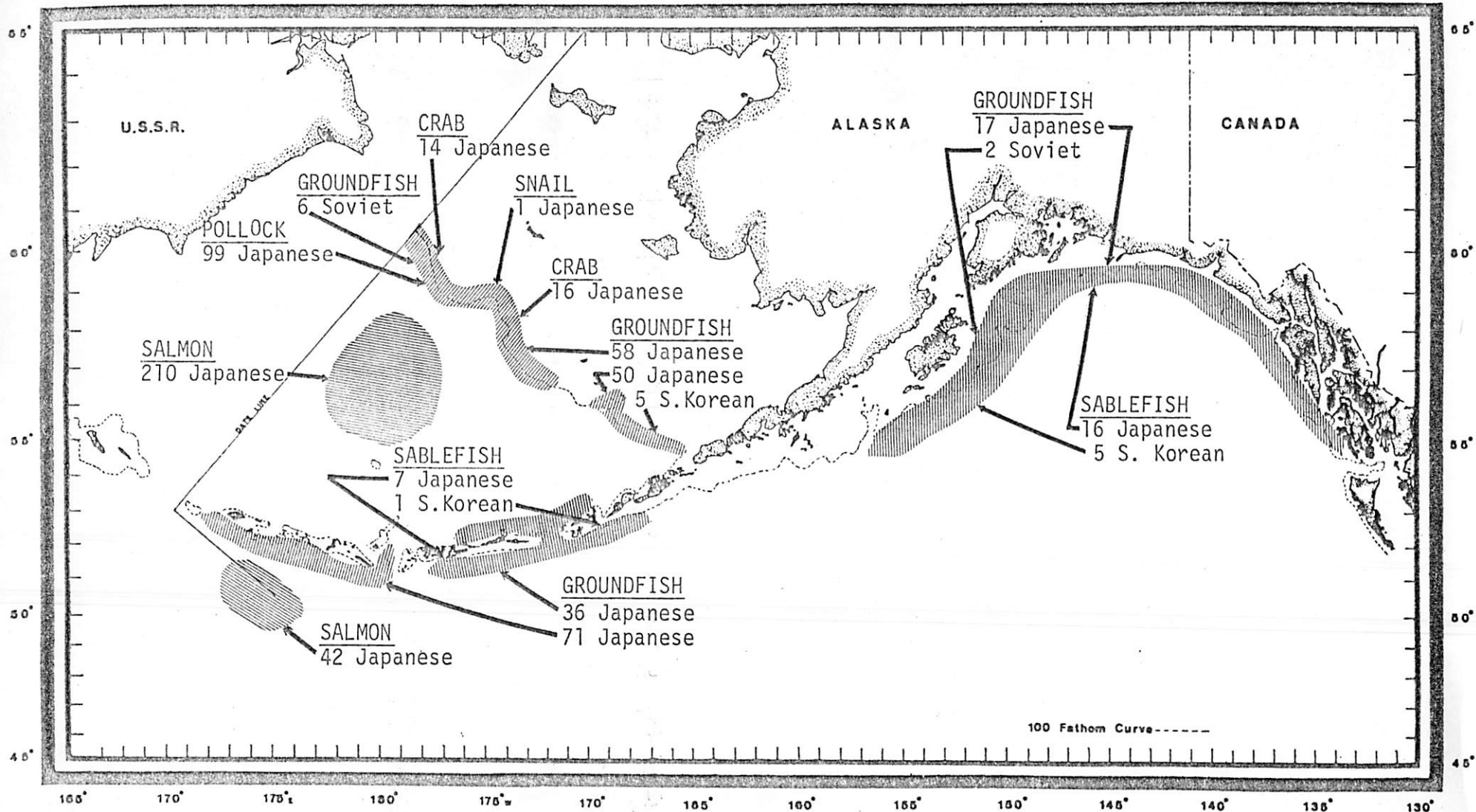
Eleven Korean fishing vessels fished Alaskan waters during July. This represents an increase of 6 from last month and a decrease of 46 from July 1976.

Sable Fishery

Six longline vessels fished primarily for sablefish off Alaska during July. Five vessels fished primarily in the Gulf of Alaska along the Yakutat grounds while the remaining longliner fished off the western Aleutians.

Pollock Fishery

During July, 5 large stern trawlers fished along the 100 fathom edge of the eastern Bering Sea.



Foreign fishing off Alaska, July, 1977 by country, number of vessels, principle fishing grounds and species fished.


6
#23
Aug. 15, 1977

NUMBERS OF FOREIGN FISHING VESSELS OFF ALASKA
JANUARY-July 1976-77

	<u>BERING SEA-ALEUTIAN IS.</u>			<u>GULF OF ALASKA</u>			<u>TOTAL</u>		
	<u>1976</u>	<u>1977</u>	<u>% CHANGE</u>	<u>1976</u>	<u>1977</u>	<u>% CHANGE</u>	<u>1976</u>	<u>1977</u>	<u>% CHANGE</u>
JANUARY	47 JA ^{1/} 54 UR <u>101</u>	45 JA 82 UR <u>127</u>	+26 AN ^{2/}	17 JA 19 UR 1 KS <u>37</u>	23 JA 15 UR 1 TW <u>39</u>	+ 5. AN	64 JA 73 UR 1 KS <u>138</u>	68 JA 97 UR 1 TW <u>166</u>	+ 6 JA + 33 UR + 20 AN
FEBRUARY	57 JA 95 UR 1 TW <u>153</u>	34 JA 83 UR <u>117</u>	-24 AN	36 JA 26 UR 4 KS <u>66</u>	34 JA 11 UR <u>45</u>	- 32 AN	93 JA 121 UR 4 KS 1 TW <u>219</u>	68 JA 94 UR <u>162</u>	- 27 JA - 22 UR - 26 AN
MARCH	51 JA 101 UR 1 TW <u>153</u>	58 JA 43 UR <u>101</u>	-34 AN	18 JA 25 UR 3 KS <u>46</u>	14 JA 13 UR 1 KS <u>28</u>	- 39 AN	69 JA 126 UR 3 KS 1 TW <u>199</u>	72 JA 56 UR 1 KS <u>129</u>	+ 4 JA - 56 UR - 35 AN
APRIL	162 JA 121 UR 1 KS <u>284</u>	84 JA 32 UR <u>116</u>	-59 AN	17 JA 26 UR 2 KS 1 TW <u>46</u>	19 JA 1 KS <u>20</u>	- 56 AN	179 JA 147 UR 3 KS 1 TW <u>330</u>	103 JA 32 UR 1 KS <u>136</u>	- 42 JA - 78 UR - 59 AN
MAY	570 JA 100 UR 36 KS 1 TW <u>707</u>	290 JA 22 UR <u>312</u>	-56 AN	14 JA 66 UR 2 KS 1 TW <u>83</u>	20 JA 3 KS <u>23</u>	- 72 AN	584 JA 166 UR 38 KS 2 TW <u>790</u>	310 JA 22 UR 3 KS <u>335</u>	- 47 JA - 87 UR - 92 KS - 58 AN
JUNE	599 JA 76 UR 25 KS 1 TW <u>701</u>	577 JA 20 UR 2 KS 1 TW <u>600</u>	-14 AN	17 JA 12 UR 28 KS 1 TW <u>58</u>	35 JA 4 KS <u>39</u>	- 33 AN	616 JA 88 UR 53 KS 2 TW <u>759</u>	612 JA 20 UR 6 KS 1 TW <u>639</u>	- 1 JA - 77 UR - 89 KS - 16 AN

^{1/} JA - Japan
UR - Soviet Union
KS - South Korean
TW - Taiwan

^{2/} AN=ALL NATIONS



BERING SEA-ALEUTIAN IS.


	<u>1976</u>	<u>1977</u>	<u>% CHANGE</u>
JULY	492 JA	603 JA	
	93 UR	6 UR	
	46 KS	6 KS	
	<u>631</u>	<u>615</u>	- 3 AN

GULF OF ALASKA

	<u>1976</u>	<u>1977</u>	<u>% CHANGE</u>
	25 JA	30 JA	
	3 UR	2 UR	
	11 KS	5 KS	
	3 TW		
	<u>42</u>	<u>37</u>	- 12 AN

TOTAL

	<u>1976</u>	<u>1977</u>	<u>% CHANGE</u>
	517 JA	633 JA	+ 22 JA
	96 UR	8 UR	- 92 UR
	57 KS	11 KS	- 81 KS
	3 TW	0 TW	- 100 TW
	<u>673</u>	<u>652</u>	- 3 AN



BOARDINGS-1977

(Jan. 1 - Aug. 15)

	<u>Bering Sea</u>	<u>Aleutians</u>	<u>Gulf of Alaska</u>	<u>Total</u>
Japanese	180	85	131	396
USSR	19	28	12	59
ROK	10	1	12	23
TW	2	0	0	2
Total	<u>211</u>	<u>113</u>	<u>155</u>	<u>480</u>

(Mar. 1 - Aug. 15)

Japanese	175	83	108	366
USSR	15	27	11	53
ROK	10	1	12	23
TW	2	0	0	2
Total	<u>202</u>	<u>111</u>	<u>131</u>	<u>444</u>

ENFORCEMENT ACTIONS

	<u>Violations</u>	<u>Citations</u>	<u>Total</u>
Japanese	5	14	19
USSR	3	3	6
ROK	1	6	7
TW	2	0	2
Total	<u>9</u>	<u>22</u>	<u>34</u>