

Agenda Item: "B-5"



**ALASKA DEPARTMENT OF FISH AND GAME
REPORT TO THE NORTH PACIFIC FISHERY MANAGEMENT
COUNCIL
JUNE 2005**

Fisheries managed under delegated authority to the State of Alaska since the last council report includes salmon and groundfish.

Salmon Troll Fishery (FIGURE 1)

The commercial troll fishery pre-season Chinook salmon harvest target for 2005 is 311,916 fish, which is approximately 25,000 greater than the 2004 target. The Southeast Alaska all-gear quota is 416,400 treaty Chinook, up from last year by approximately 33,000 fish. The 2005 Winter Troll fishery harvested approximately 50,400 chinook salmon. This was slightly above the 43,000 to 47,000 chinook cap range. The fishery closed on April 9, 2005. The department is now managing the spring troll and terminal troll fisheries that target Alaska hatchery Chinook salmon. Spring fisheries occur along chinook migration paths or near hatcheries and release sites. The department opened 32 spring troll areas and 5 terminal harvest areas this year. Two new areas opened in district 11 to target Chinook salmon returning to the Taku River. Eleven spring troll

areas opened April 15, 2005 and will remain open until further notice. These are areas that historically have had a consistently high percentage of Alaska hatchery fish. An additional 21 spring troll areas opened in May, as outlined in the management plan. Each spring fishing area is managed individually. Fishing periods are opened by emergency order, department personnel sample fish deliveries and ship the heads of adipose fin-clipped fish to the state tag lab in Juneau for coded wire tag (CWT) detection and decoding. Fishery openings are announced in a series of weekly news releases. Terminal fisheries are conducted in areas near a hatchery or release site. Chinook salmon caught in most terminal areas are considered as 100 percent Alaska hatchery fish, based on previous sampling.

A total of 445 vessels participated in the 2004 spring fisheries, and harvested 56,772 chinook salmon. The 2004 spring chinook salmon total harvest and Alaska hatchery harvest were both the highest on record. In 2005, approximately 7,500 chinook have been harvested to date by 235 permit holders.

Central Region Pacific Cod (FIGURE 2)

Prince William Sound

The 2005 Prince William Sound state managed Pacific cod season opened on February 2, 2005, which was seven days after the close of the federal fishery. The GHL has been set at 896,620 pounds, which is calculated as 10 percent of the federal Eastern Gulf ABC. Effort to date has been by two pot fishermen, so landings data remain confidential.

Cook Inlet

In Cook Inlet, the state waters fishery opened January 27, 2004, which was twenty-four hours after the close of the federal fishery. The GHL for the 2005 state waters season is 2.74 million pounds. That GHL was calculated as 3.75 percent of the Acceptable Biological Catch (ABC) for the federal Central Gulf of Alaska area. To date, 23 vessels have made approximately 209 landings totaling approximately 2.2 million pounds. The season closed to pot gear on March 26,

2005, with total catches at just more than 2.1 million pounds. Twelve jig fishermen continue fishing at this time, with about 87 percent of their allocation still available.

Westward Region Pacific Cod (FIGURE 3)

Kodiak Pacific Cod (FIGURE 4)

The Kodiak fishery opened on February 2, 2005, which was seven days after the closure of the federal Central Gulf of Alaska Pacific cod season. The GHL is 9.13 million pounds, which is 12.5 percent of the Central Gulf of Alaska ABC. The GHL is allocated 50 percent to mechanical jig and hand troll gears and 50 percent to pot gear, or 4.56 million pounds each. Vessel operators fishing with pot gear on vessels that are longer than 58 feet overall length are restricted to 25 percent of the GHL (2.28 million pounds) before September 1, 2005. In anticipation of reaching their quota, the fishery closed to the use of pot gear at 2 pm on Sunday, February 13, 2005. As in recent years, this pot season proceeded quickly although many fishermen indicated that cod were not as congregated as last year. The pot fleet was managed using inseason reporting and the department took a very precautionary approach because of overages the past two years. Fifty-three pot fishermen made 120 landings in twelve days, totaling approximately 4 million pounds of Pacific cod. One hundred forty-three jig fishermen made 877 landings, totaling approximately 4.57 million pounds. Their season closed on April 21, 2005.

Chignik Pacific Cod (FIGURE 5)

The Chignik area Pacific cod season opened by regulation on March 1, 2005. The GHL is 6.39 million pounds, which is calculated as 8.75 percent of the Central Gulf of Alaska ABC. The GHL is split to allow pot fishermen 90 percent of the quota. Sixteen pot fishermen made 222 landings, catching approximately 5.65 million pounds of cod. That season closed on May 10, 2005. Nine jig fishermen continue to fish, with a catch of about 123,000 pounds from 36 landings to date.

South Alaska Peninsula Pacific Cod (FIGURE 6)

The Pacific cod fishery in the South Alaska Peninsula opened on March 3, 2005, which was seven days after the closure of the federal fishery in the Western Gulf of Alaska. The GHL is 11.53 million pounds, which is 25 percent of the Western Gulf of Alaska ABC. The harvest is allocated 85 percent to pot gear and 15 percent to jig gear. There were 42 pot fishermen registered for the fishery and they made 286 landings totaling approximately 10.2 million pounds. As that exceeded their allocation, the fishery closed to the use of pot gear on March 24, 2005. The jig sector, with 46 fishermen registered to date, has harvested approximately 1.2 million pounds through 264 landings. That fishery continues although effort has dropped off sharply.

Southeast Groundfish (FIGURE 7)

In the Southeast District, between March 15 and May 25, 2005, there was activity in the Northern Southeast Inside (NSEI) sablefish fishery, the directed Pacific cod fishery and the directed lingcod fishery. In the NSEI sablefish fishery, 10 permit holders that were interested in fishing outside of the established season were allowed to fish during three separate fishing periods (February 16-20, March 15-20 and April 14-18, 2005). A total of 203,627 round pounds of sablefish has been landed from this early fishery. The inside waters Pacific cod fishery opened January 1, 2005 with an annual quota of 1,000,000 round pounds, and to date the directed fishery has landed approximately 418,265 round pounds. The directed fishery for Pacific cod closed in most waters of Frederick Sound on April 1, 2005. Additionally, statistical areas in west Frederick Sound and a portion of Chatham Strait closed to directed fishing for Pacific cod on April 20, 2005. These areas were closed to distribute directed Pacific cod harvest throughout the NSEI and Southern Southeast Inside (SSEI) Subdistricts.

Figure 1. SE AK 2005 Winter Troll Chinook Salmon Harvest

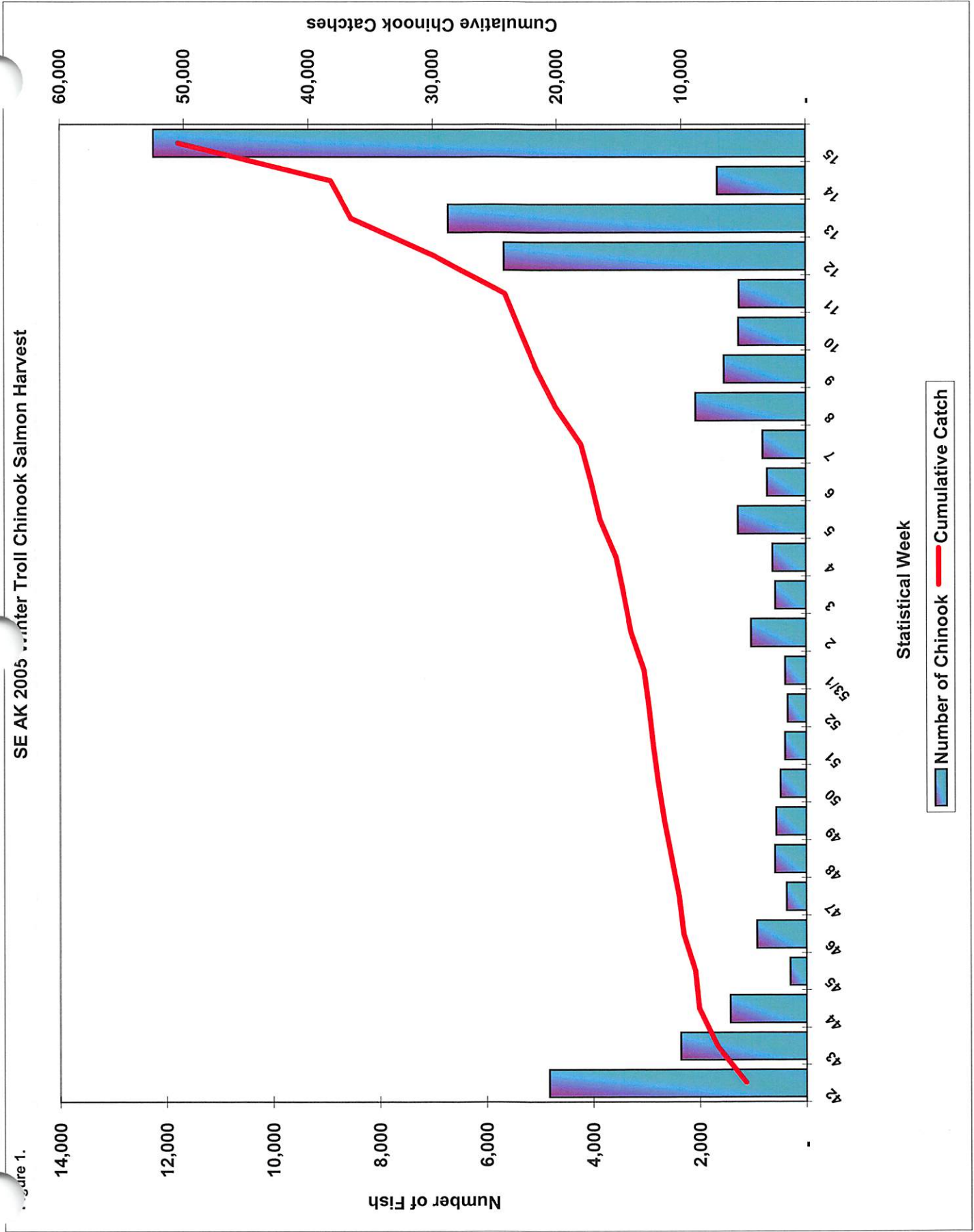


Figure 2. Harvest guideline, effort, and catch reported for state water Pacific cod fisheries through May 15, 2005

This summary censored for CONFIDENTIAL reports or records.

Pacific Cod	PARALLEL SEASON - STATE WATERS					
	Cook Inlet Management Area			Prince William Sound		
Gear	Vessels	Landings	Pounds	Vessels	Landings	Pounds
Hand troll	0	0	0	0	0	0
Jigs	0	0	0	0	0	0
Trawl	0	0	0	3	<i>confidential</i>	<i>confidential</i>
Longline	7	12	8,490	10	11	3,717
Pots	7	38	167,320	0	0	0
Totals	14	50	175,810	13	11	3,717
Status	Closed			Closed		
Federal seasons: Central Gulf	Directed Opened - Closed Jan 1 - noon Jan 26			Directed Opened - Closed Jan 1 - noon Jan 26		

Parallel season concurrent with federal waters of the Central Gulf of Alaska (CGOA).

Totals include Pacific Cod bycatch to other directed fisheries e.g. halibut & sablefish.

Pacific Cod	STATE MANAGED SEASON - STATE WATERS					
	Cook Inlet Management Area			Prince William Sound		
GHL (lb)		2,740,000			896,620	
Gear	Vessels	Landings	Pounds	Vessels	Landings	Pounds
Hand troll	0	0	0	0	0	0
Jigs	12	28	90,734	0	0	0
Pots	11	181	2,110,928	2	<i>confidential</i>	<i>confidential</i>
Totals	23	209	2,201,662	2	<i>confidential</i>	<i>confidential</i>
State seasons: Jigs	Opened - Closed noon Jan 27 -			Opened - Closed noon Feb 2 -		
Status	Open			Open		
State seasons: Pots	Opened - Closed noon Jan 27 - noon March 16 noon March 16 - 3 PM March 26			Opened - Closed noon Feb 2 - 0 0		
Status	Closed			Open		

*The state managed fishery for Pacific cod opens by emergency order to pot and jig gear under exclusive area registration 24 hours after the Federal closure in Cook Inlet and 7 days in PWS.

Includes only directed fishery harvest.



Figure 3.

2005 STATE MANAGED GROUND FISH

UPDATED: 5/23/2005



PRELIMINARY PACIFIC COD HARVEST BY FISHERY WEEK

Vessel Registration	KODIAK			CHIGNIK			SOUTH ALASKA PENINSULA		
	Total	Pot	Jig	Total	Pot	Jig	Total	Pot	Jig
	Current	0	0	0	9	0	9	46	0
Overall	196	53	143	25	16	9	88	42	46

2005 GHJL	9.13 Million Pounds	6.39 Million Pounds	11.53 Million Pounds
ALLOCATIONS: Pots >58' restricted to 25% of total GHJL before Sept. 1. Jigs = 4.56 million, Pots = 4.56 million, >58' pots 2.28 before Sept. 1.	50% Jigs, 50% Pots	90% Pots, 10% Jigs Pots = 5.75 million Jigs = .63 million	85% Pots, 15% Jigs Pots = 9.80 million Jigs = 1.73 million

Fishery opened 2/2	Pots		Jigs		Pots		Jigs		Pots		Jigs	
	Landings	Catch	Landings	Catch	Landings	Catch	Landings	Catch	Landings	Catch	Landings	Catch
DATES:												
2/2 to 2/5	42	998,831	26	105,197	Fishery Opens 3/1/05 at 12:01am				Fishery opens 7 days after Federal WGOA closes			
2/6 to 2/12	78	1,966,597	25	62,537	Fishery Opens 3/1/05 at 12:01am				Fishery opens 7 days after Federal WGOA closes			
2/13 to 2/19	42	1,012,408	44	203,824	Fishery Opens 3/1/05 at 12:01am				Fishery opens 7 days after Federal WGOA closes			
2/20 to 2/26	Closed 2/13		51	212,386	Fishery Opened 3/1/05 at 12:01am				Fishery Opened 3/3/05 at Noon			
2/27 to 3/5	Closed 2/13		65	283,483	7	223,205	0	0	19	378,654	Confidential	
3/6 to 3/12	Closed 2/13		8	41,792	14	383,642	0	0	64	1,603,059	4	20,215
3/13 to 3/19	Closed 2/13		88	545,450	19	500,316	0	0	101	3,651,553	30	160,567
3/20 to 3/26	Closed 2/13		109	625,020	21	634,046	0	0	93	4,056,265	59	359,480
3/27 to 4/2	Closed 2/13		82	388,934	22	534,866	0	0	9	516,342	24	78,315
4/3 to 4/9	Closed 2/13		114	664,102	22	461,062	6	19,201	Closed 3/24		53	267,507
4/10 to 4/16	Closed 2/13		127	773,548	22	609,634	4	8,923	Closed 3/24		30	106,607
4/17 to 4/23	Closed 2/13		138	662,510	28	696,152	6	23,398	Closed 3/24		27	117,662
4/24 to 4/30	Closed 2/13		Closed 4/21		26	643,696	6	24,605	Closed 3/24		22	75,605
5/1 to 5/7	Closed 2/13		Closed 4/21		24	586,167	5	31,258	Closed 3/24		11	39,074
5/8 to 5/14	Closed 2/13		Closed 4/21		17	377,797	Confidential		Closed 3/24		Confidential	
5/15 to 5/21	Closed 2/13		Closed 4/21		Closed 5/10		9	15,273	Closed 3/24		4	14,537
ACCUMULATIVE CATCH	162	3,977,836	877	4,568,783	222	5,650,583	36	122,658	286	10,205,873	264	1,239,569
	(Total combined)		8,546,619		(Total combined)		5,773,241		(Total combined)		11,445,442	

Figure 4.

KODIAK STATE PCOD HARVESTS 2005

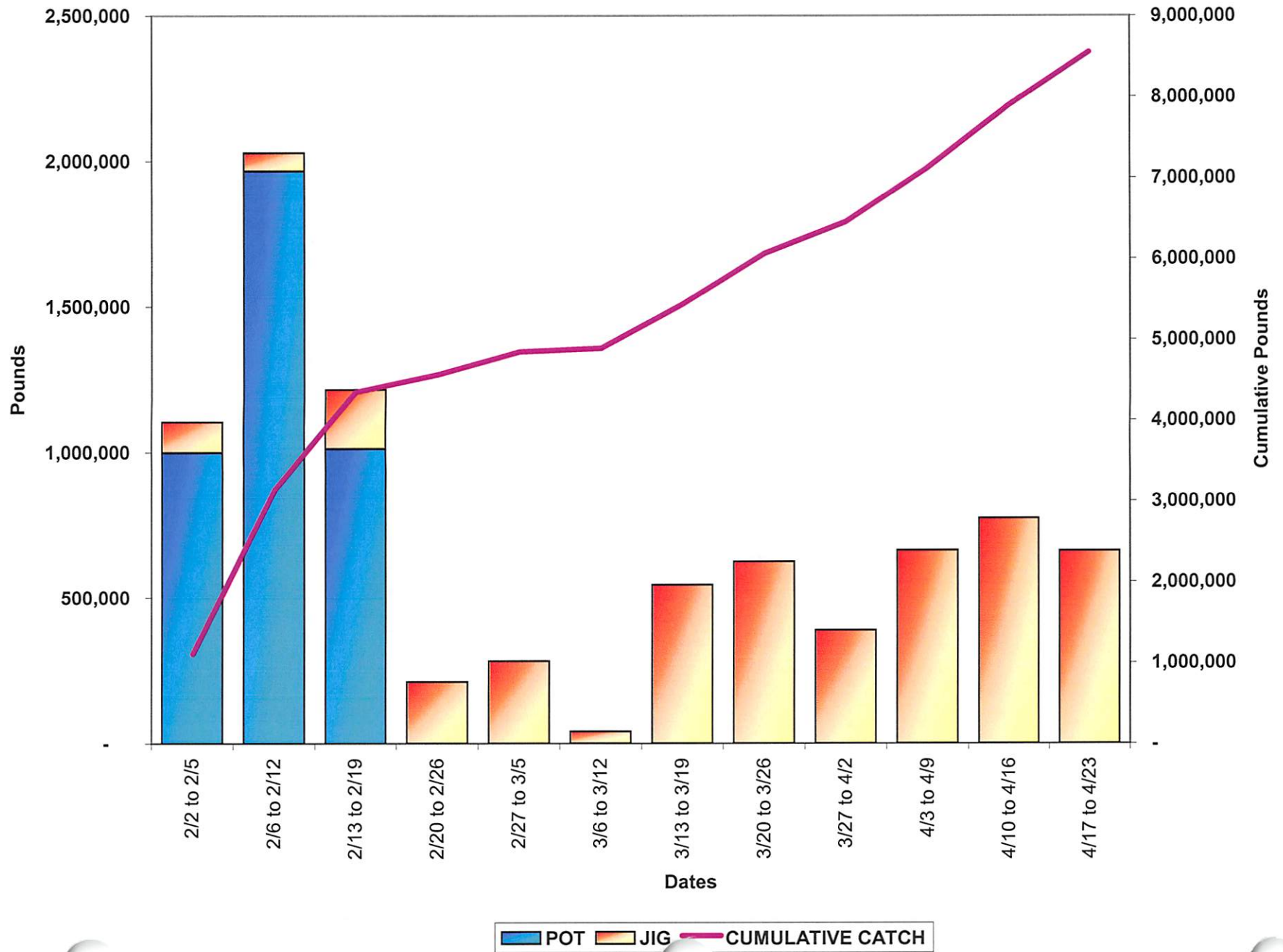


Figure 5.

CHIGNIK STATE PCOD HARVESTS 2005

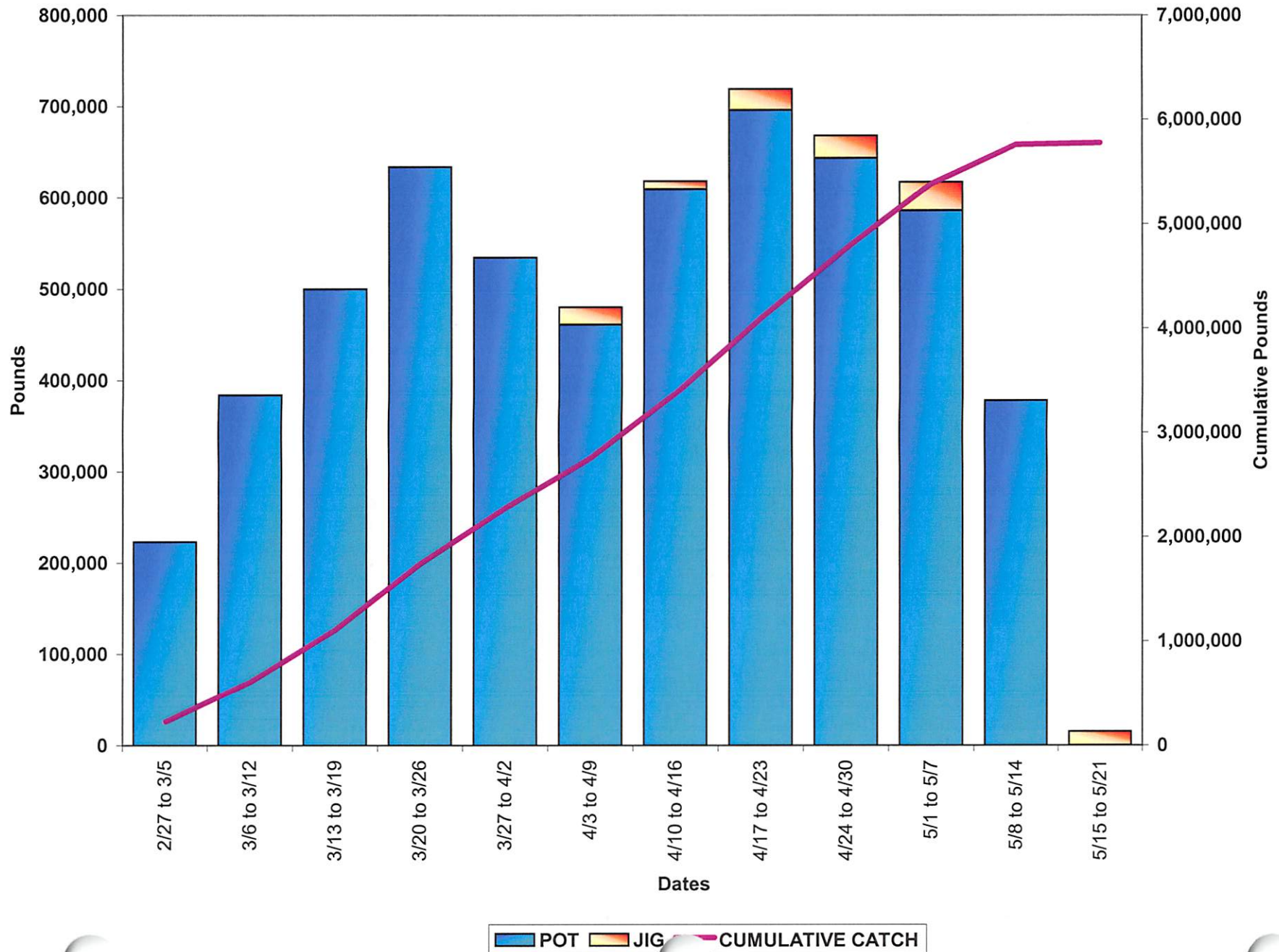
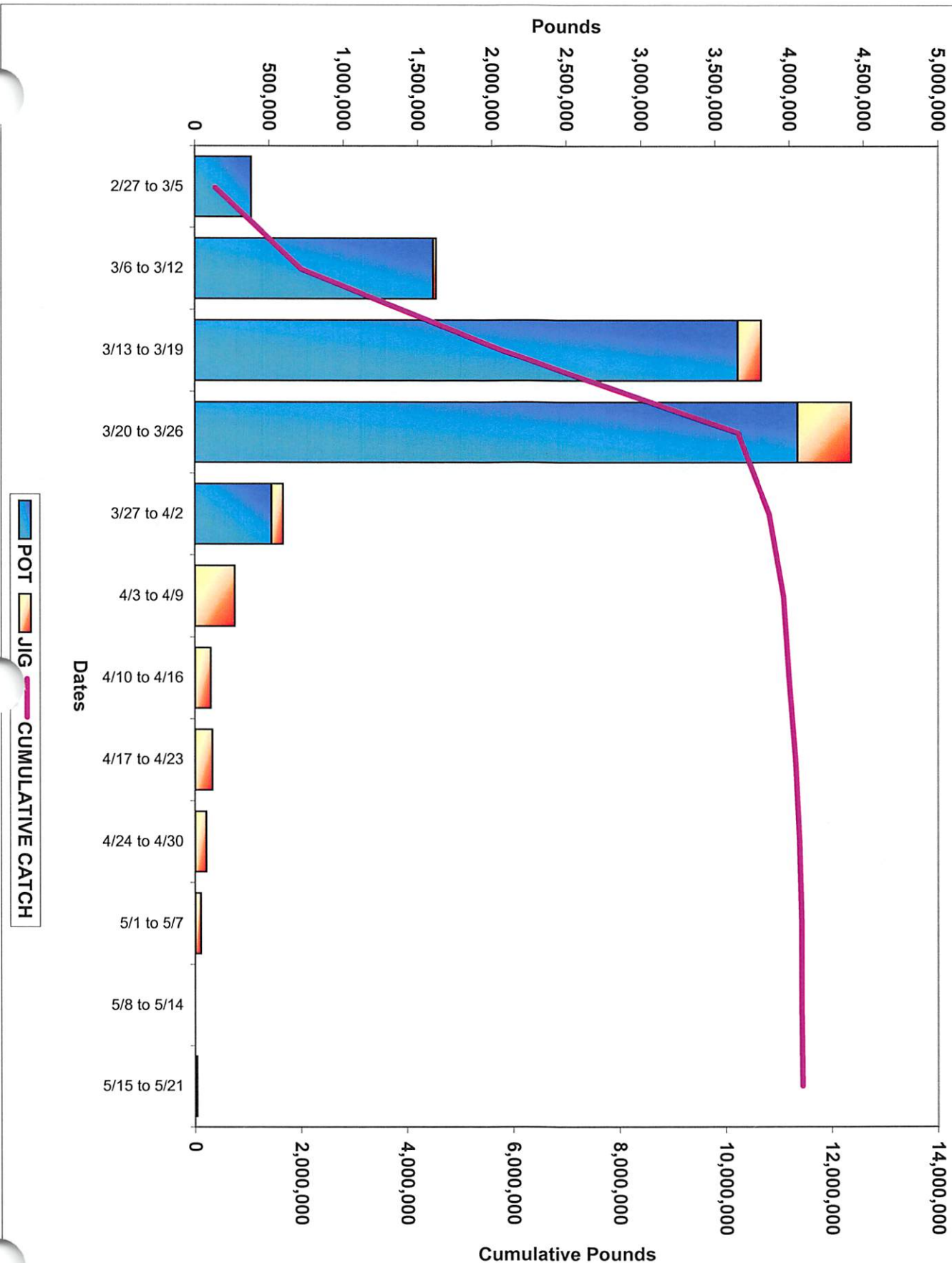
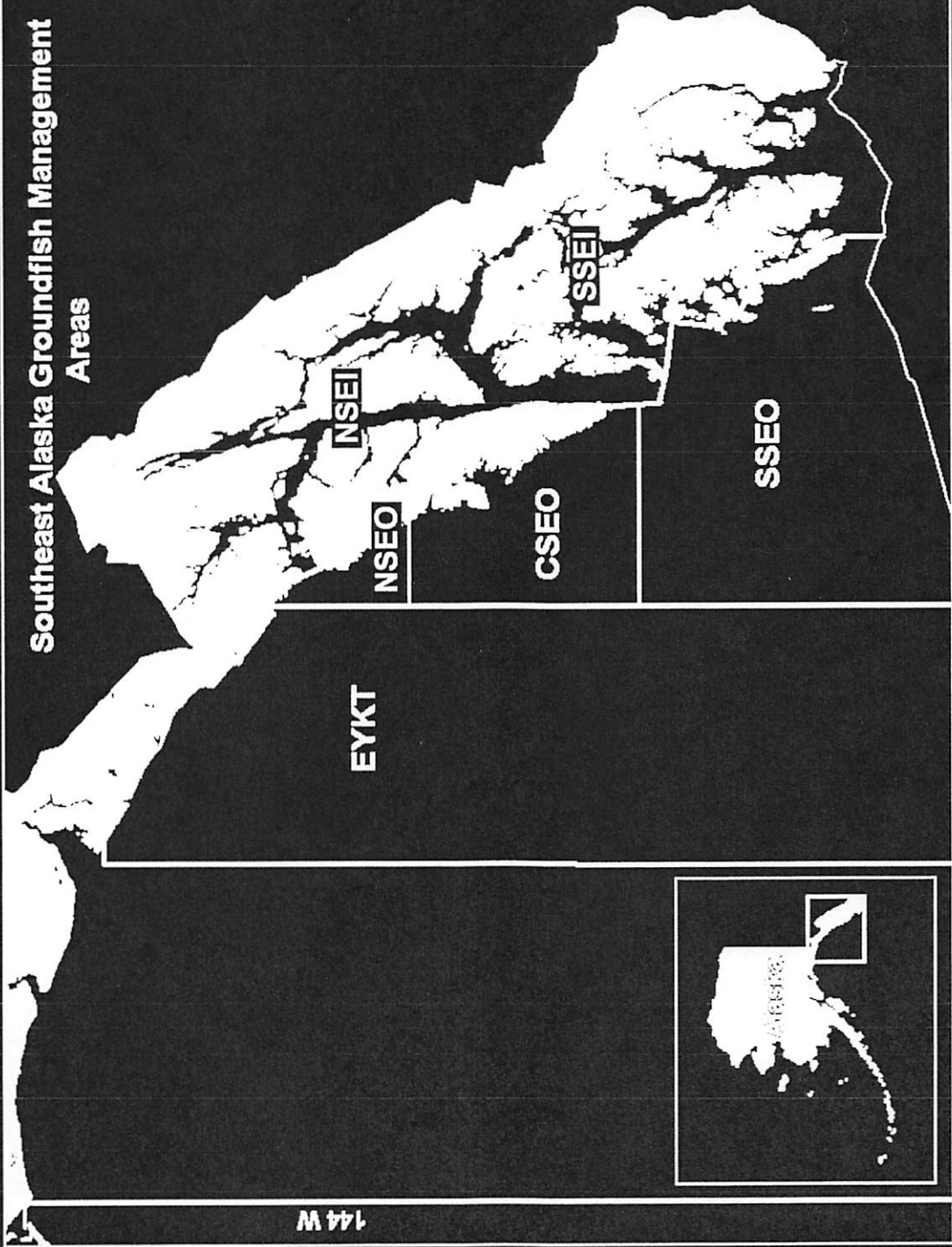


Figure 6.

S. AK. PEN. STATE PCOD HARVESTS 2005



Southeast Alaska Groundfish Management Areas



144 W