

ALASKA DEPARTMENT OF FISH AND GAME  
DOMESTIC FISHERIES REPORT

King Crab

The 1982 king crab season has closed in most areas with total landings substantially below those of 1981.

<u>Area</u>	<u>1981 Harvest *</u>	<u>1982 Harvest-To-Date*</u>	<u>Status</u>
Kodiak (K)	18.8	6.8	Open
S. Peninsula (M)	3.0	1.7	Closed
Dutch Harbor (O)	1.2	0.2	Open
Adak (R)	0.8	1.5	Open
Bering Sea (Q)			
Pribilof District			
Red	1.1	0.5	Closed
Blue	8.5	4.4	Closed
Northern District			
Blue	4.6	8.7	Closed
Norton Sound Section			
Red	1.3	0.3	Closed
Bristol Bay (T)	32.9	3.0	Closed
Total	<u>72.2</u>	<u>27.0</u>	

\* Millions of pounds

Tanner Crab

Preliminary Tanner crab forecasts for the 1982-1983 season are as follows:

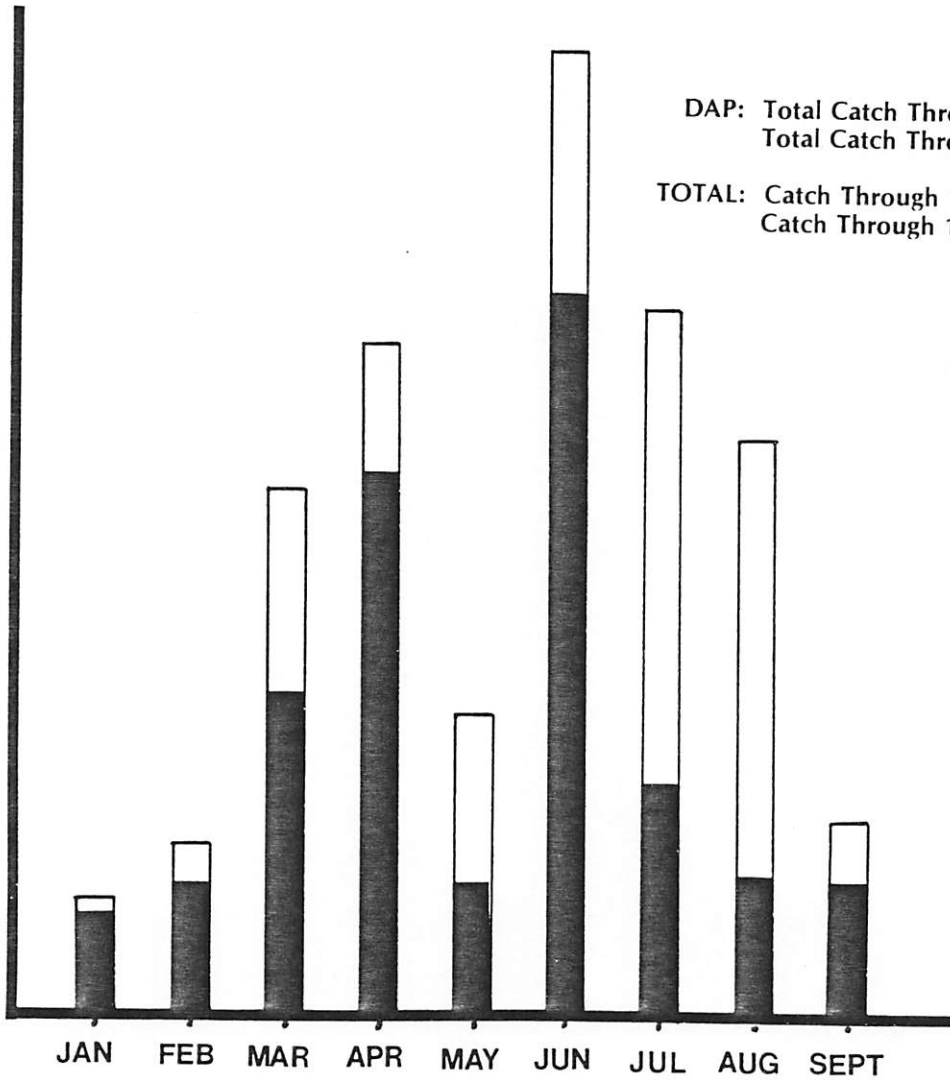
<u>Area</u>	<u>Opening Date</u>	<u>Projected Catch*</u>
Southeastern	December 1	2.0-2.5
Yakutat	February 1	Negligible
Prince William Sound	November 15	1.0-2.0
Cook Inlet	December 1	1.5-2.0
Kodiak	February 10	17.0-29.0
South Peninsula	February 10	3.0-4.5
Chignik	February 10	2.3-3.2
Eastern Aleutians	February 15	0.8
Western Aleutians	November 1	0.8
Bering Sea	February 15	
<u>C. bairdi</u>		7.0-10.0
<u>C. opilio</u>		9.0

\* Millions of pounds

# 1982 Statewide Pacific Cod

Numbers  
in  
Thousands

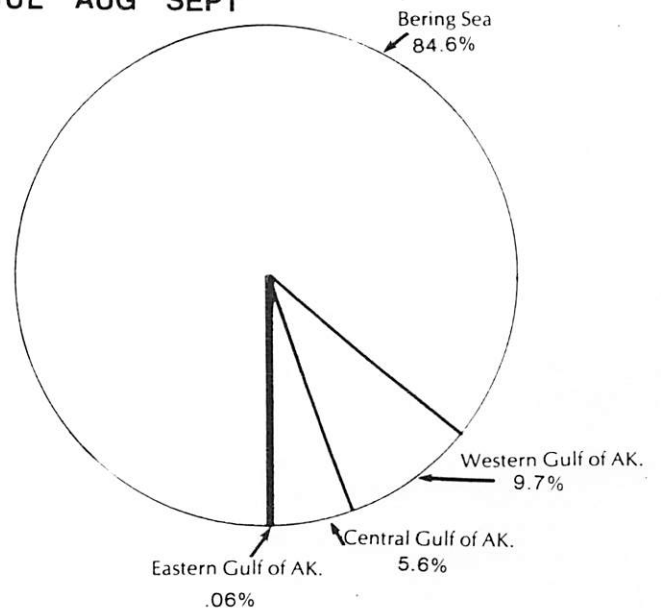
8.0  
7.5  
7.0  
6.5  
6.0  
5.5  
5.0  
4.5  
4.0  
3.5  
3.0  
2.5  
2.0  
1.5  
1.0  
.5



DAP: Total Catch Through 10/1/81	9,258.4
Total Catch Through 10/1/82	19,596.4
<b>TOTAL: Catch Through 10/1/81</b>	<b>18,561.7</b>
Catch Through 10/1/82	33,370.2

■ DAP = Domestic Annual Process  
Total = JVP + DAP

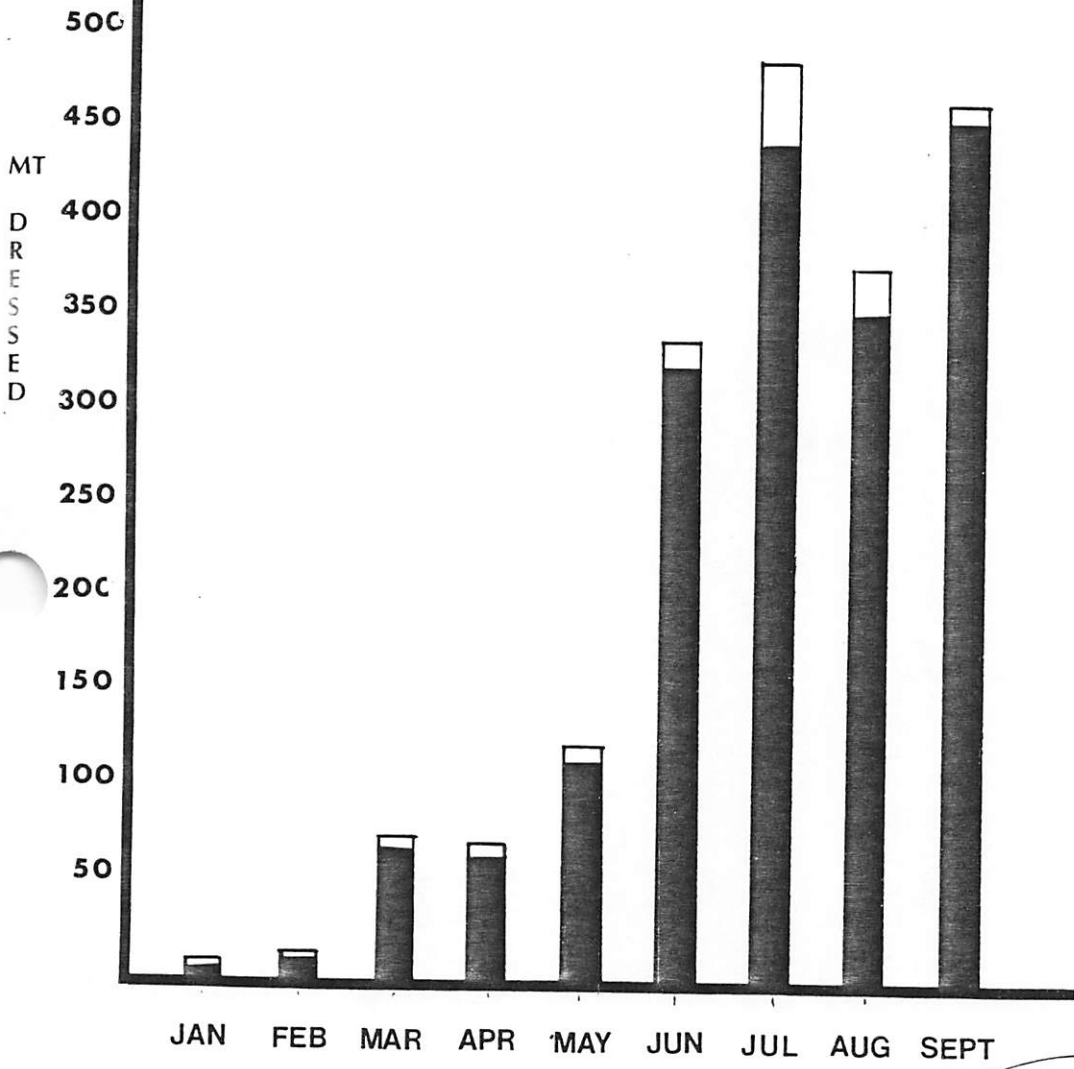
Statewide Pacific Cod Catch by Area



# 1982 Statewide Sablefish

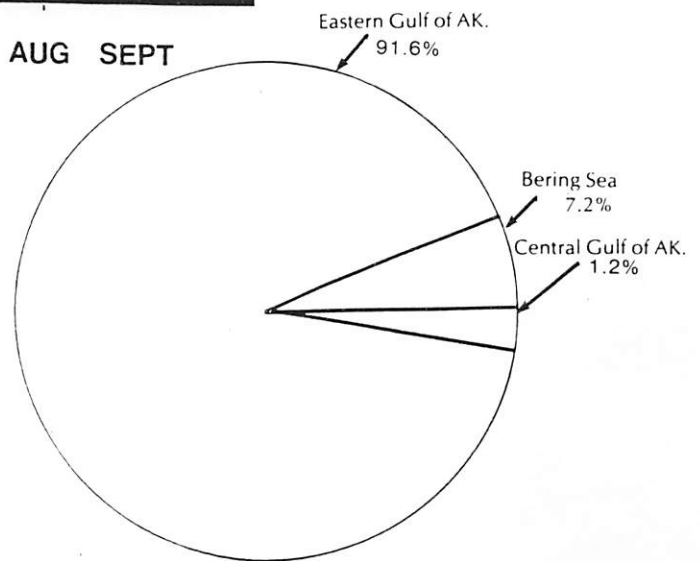
DAP: Total Catch Through 10/1/81	953.2
Total Catch Through 10/1/82	1,837.6
<b>TOTAL: Catch Through 10/1/81</b>	<b>1,133.7</b>
Catch Through 10/1/82	1,943.2

Numbers  
in  
Thousands



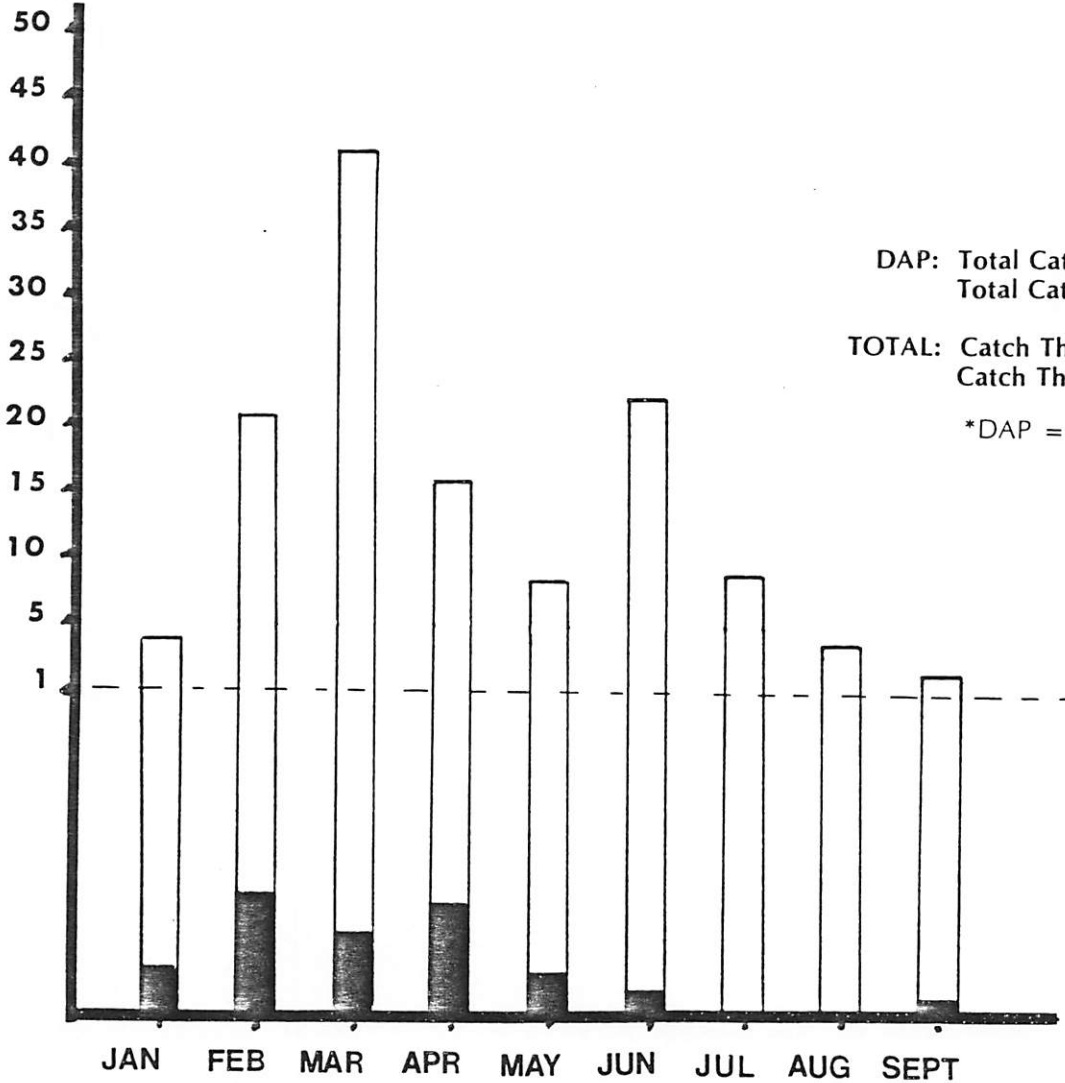
■ DAP = Domestic Annual Process

Statewide Sablefish Catch by Area



# 1982 Statewide Pollock

Numbers  
in  
Thousands



DAP: Total Catch Through 10/1/81 676.0  
 Total Catch Through 10/1/82 1,317.4

TOTAL: Catch Through 10/1/81 57,308.3  
 Catch Through 10/1/82 124,741.7

\*DAP = Domestic Annual Process

■ DAP = Domestic Annual Process

Total = JVP + DAP

Statewide Pollock Catch by Area

