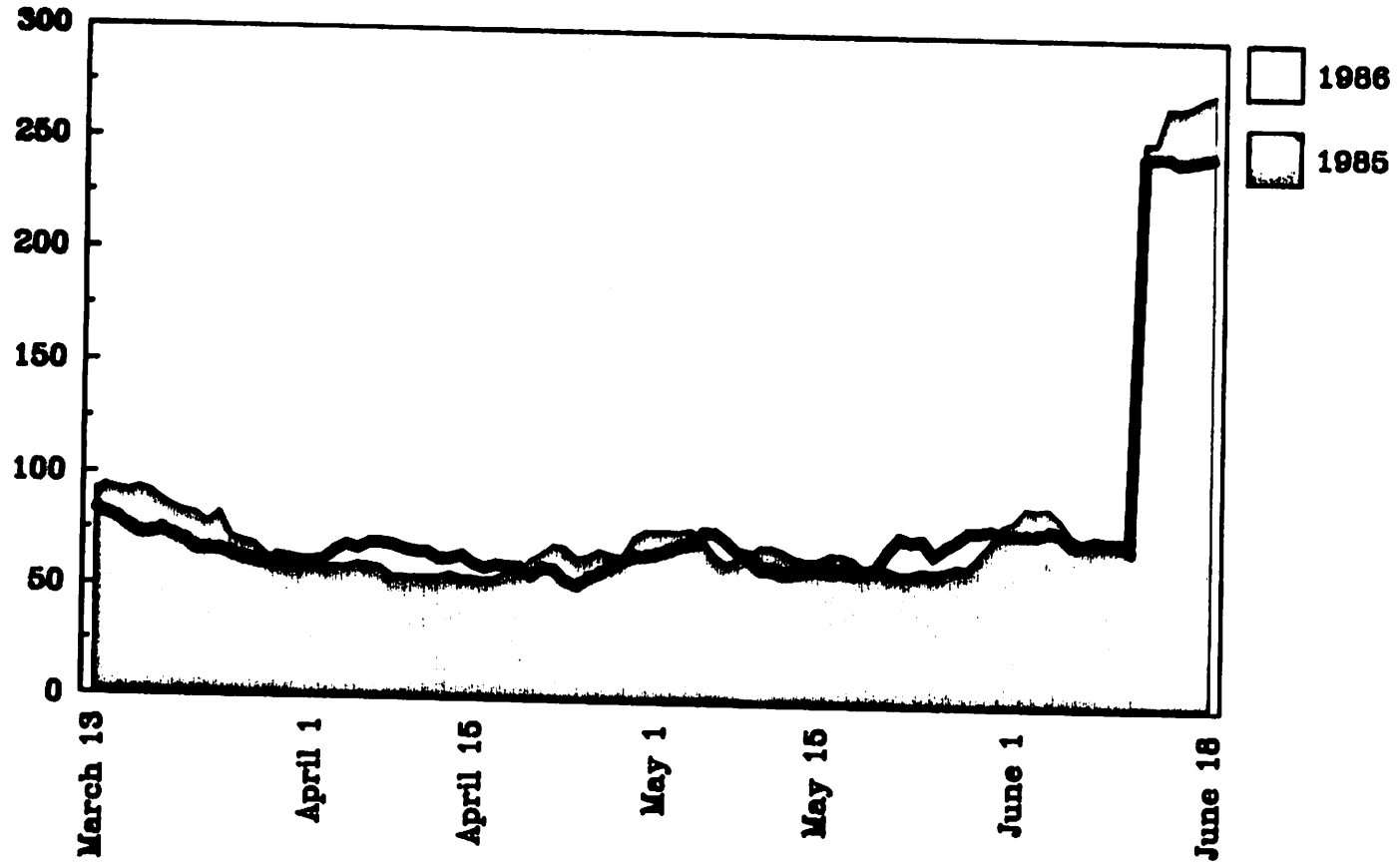


DAILY NUMBER OF FOREIGN VESSELS OFF ALASKA 1985 and 1986

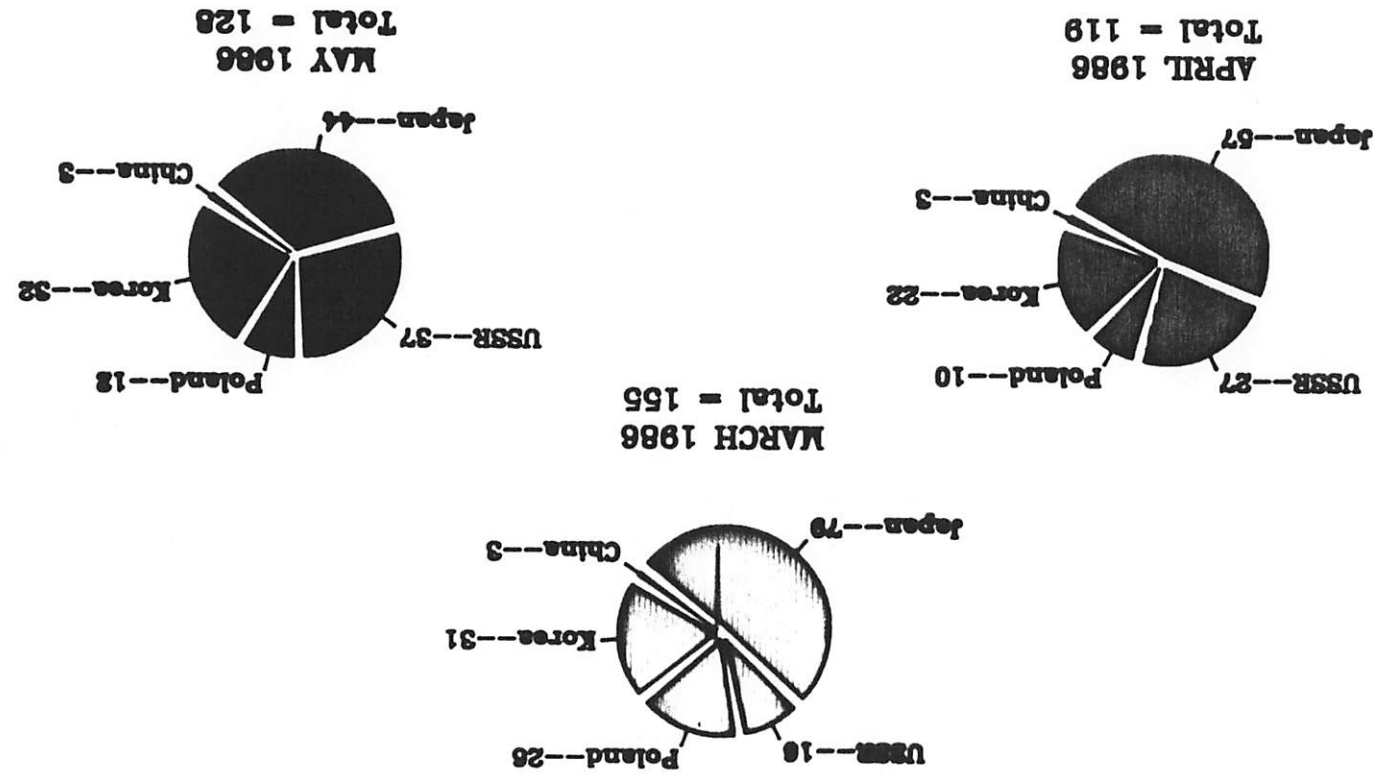
Number of Vessels



NMFS Law Enforcement - Alaska Region

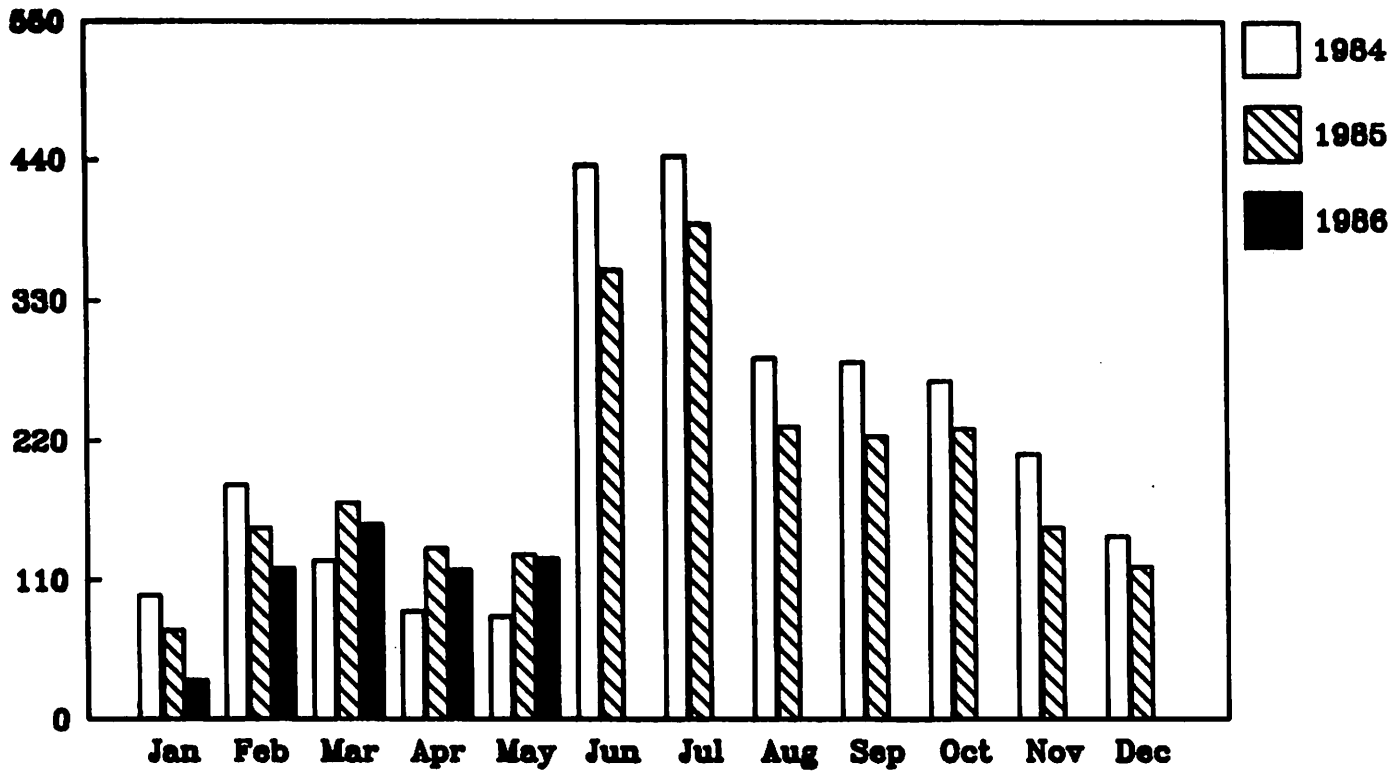
**NUMBER OF FOREIGN VESSELS OFF ALASKA
March, April, and May 1986**

NMFS Law Enforcement - Alaska Region



NUMBER OF FOREIGN VESSELS OFF ALASKA 1984 to 1986

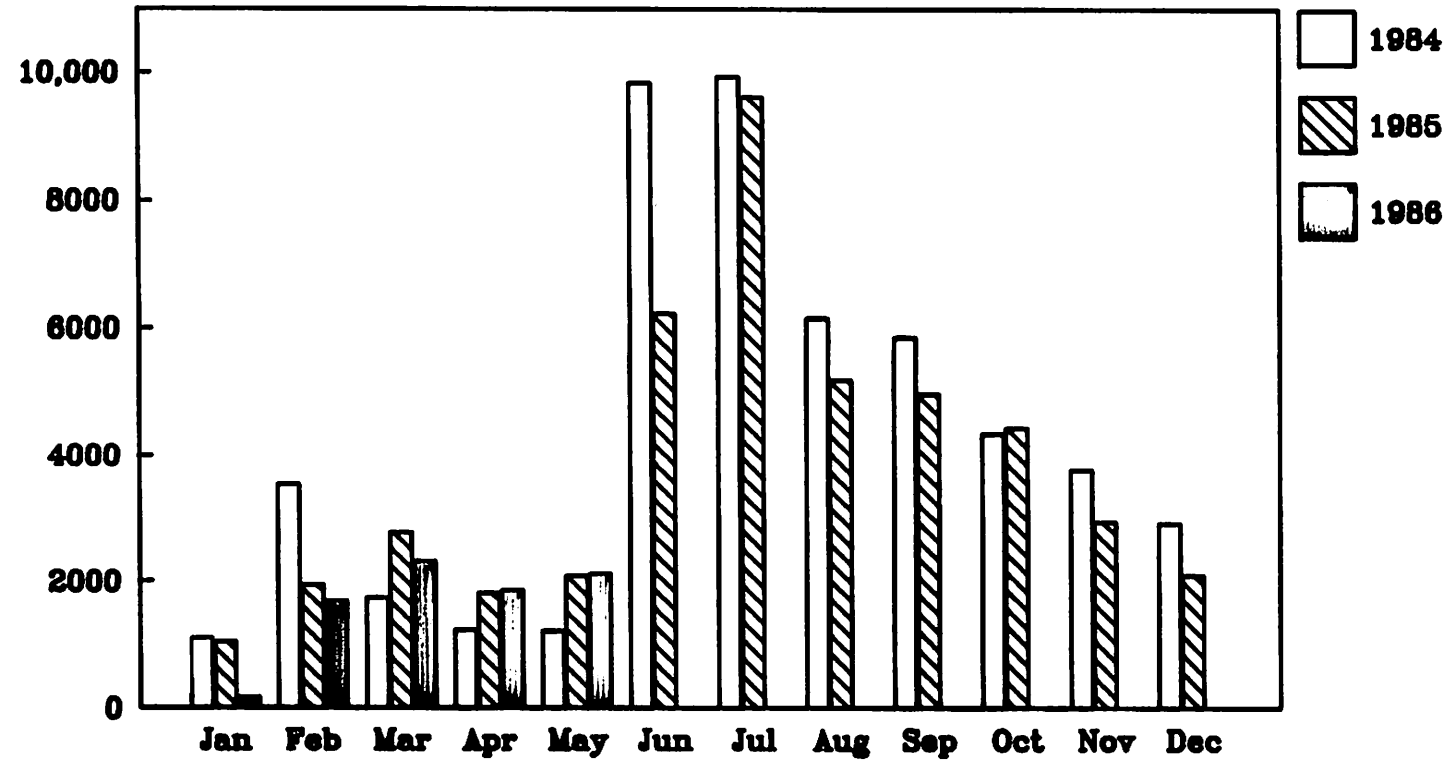
Number of Vessels



NMFS Law Enforcement - Alaska Region

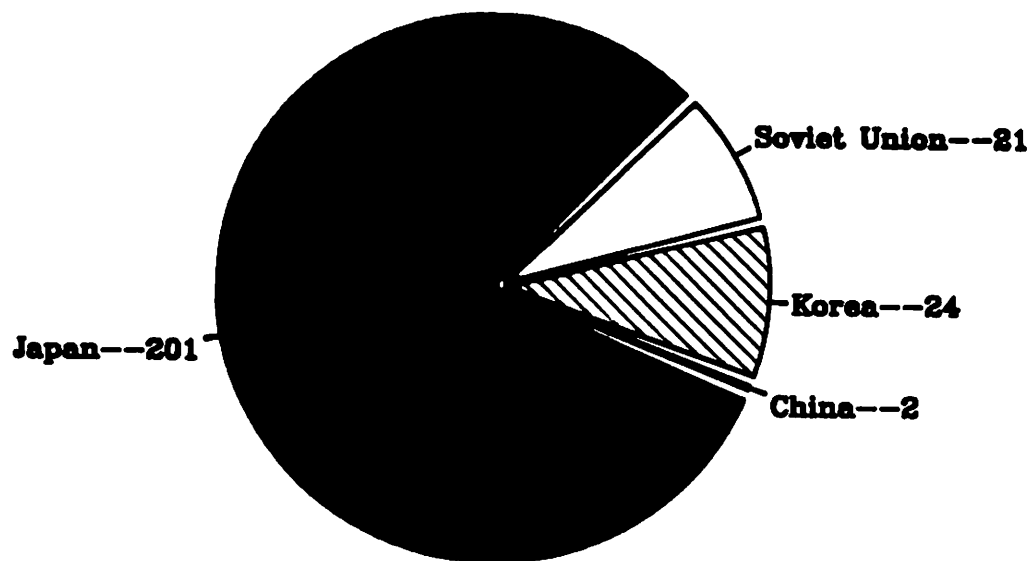
NUMBER OF FOREIGN VESSEL DAYS OFF ALASKA 1984 to 1986

Number of Days



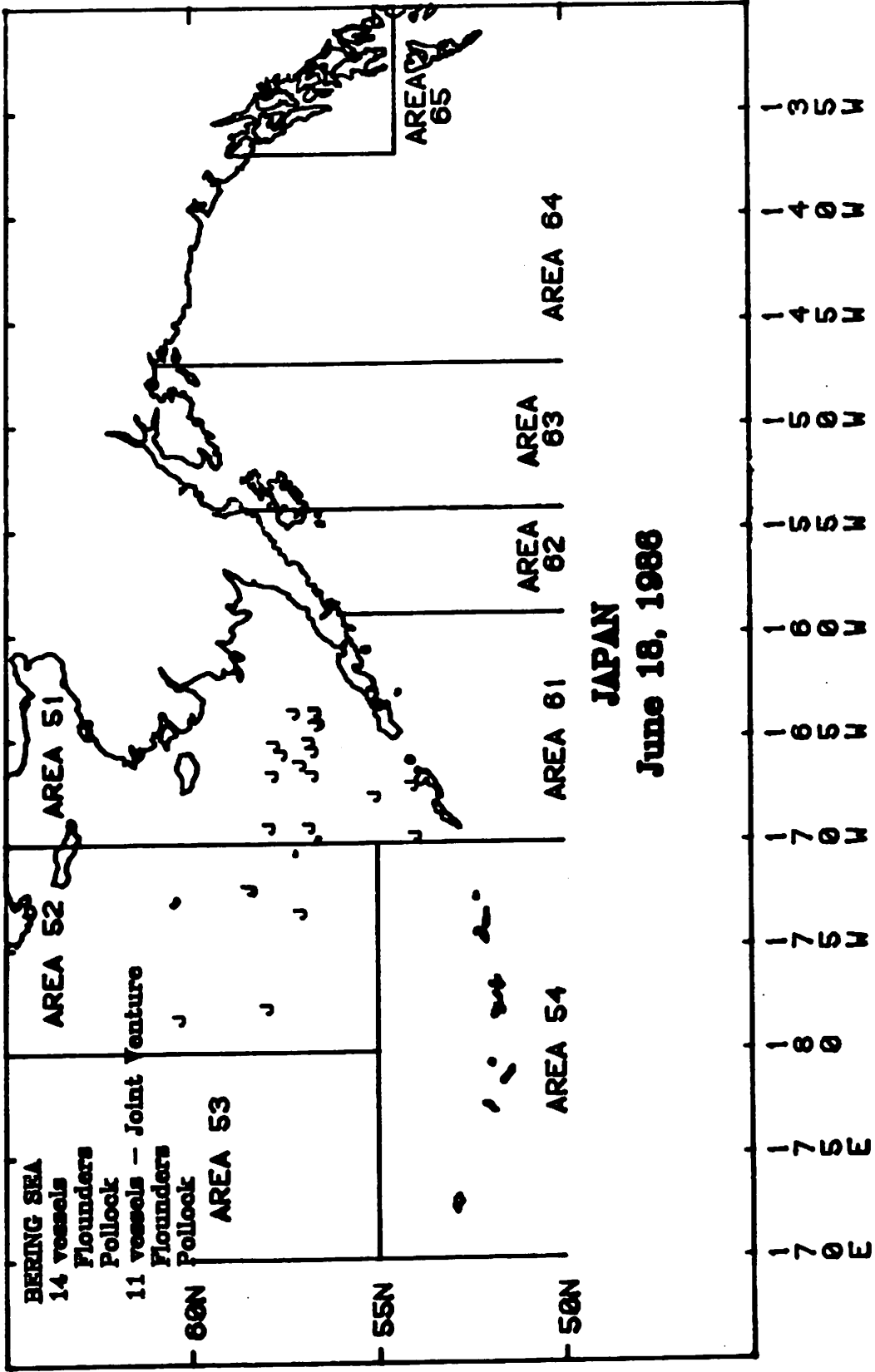
NMFS Law Enforcement - Alaska Region

**NUMBER OF FOREIGN VESSELS OFF ALASKA
June 18, 1986**

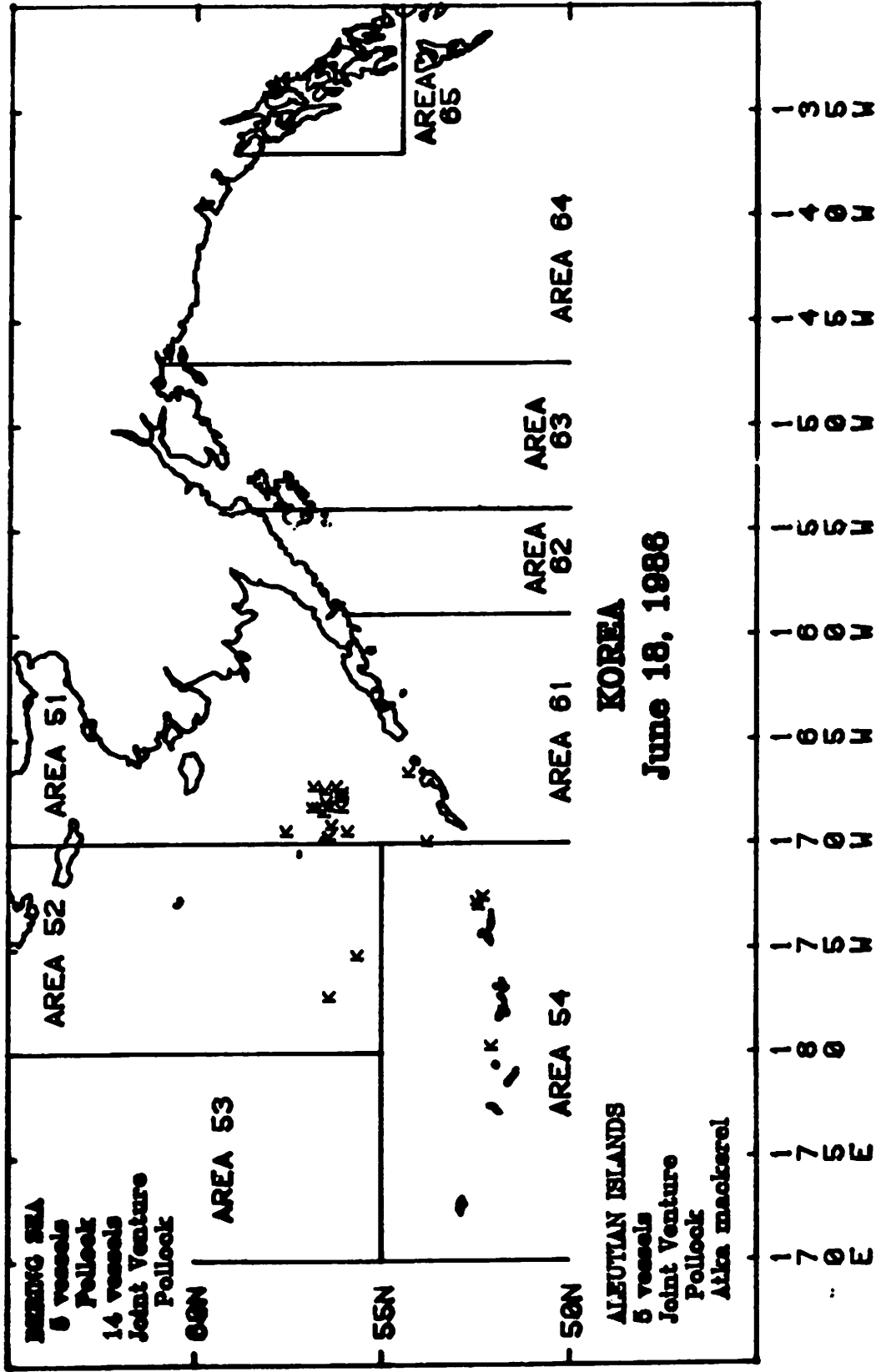


TOTAL = 248

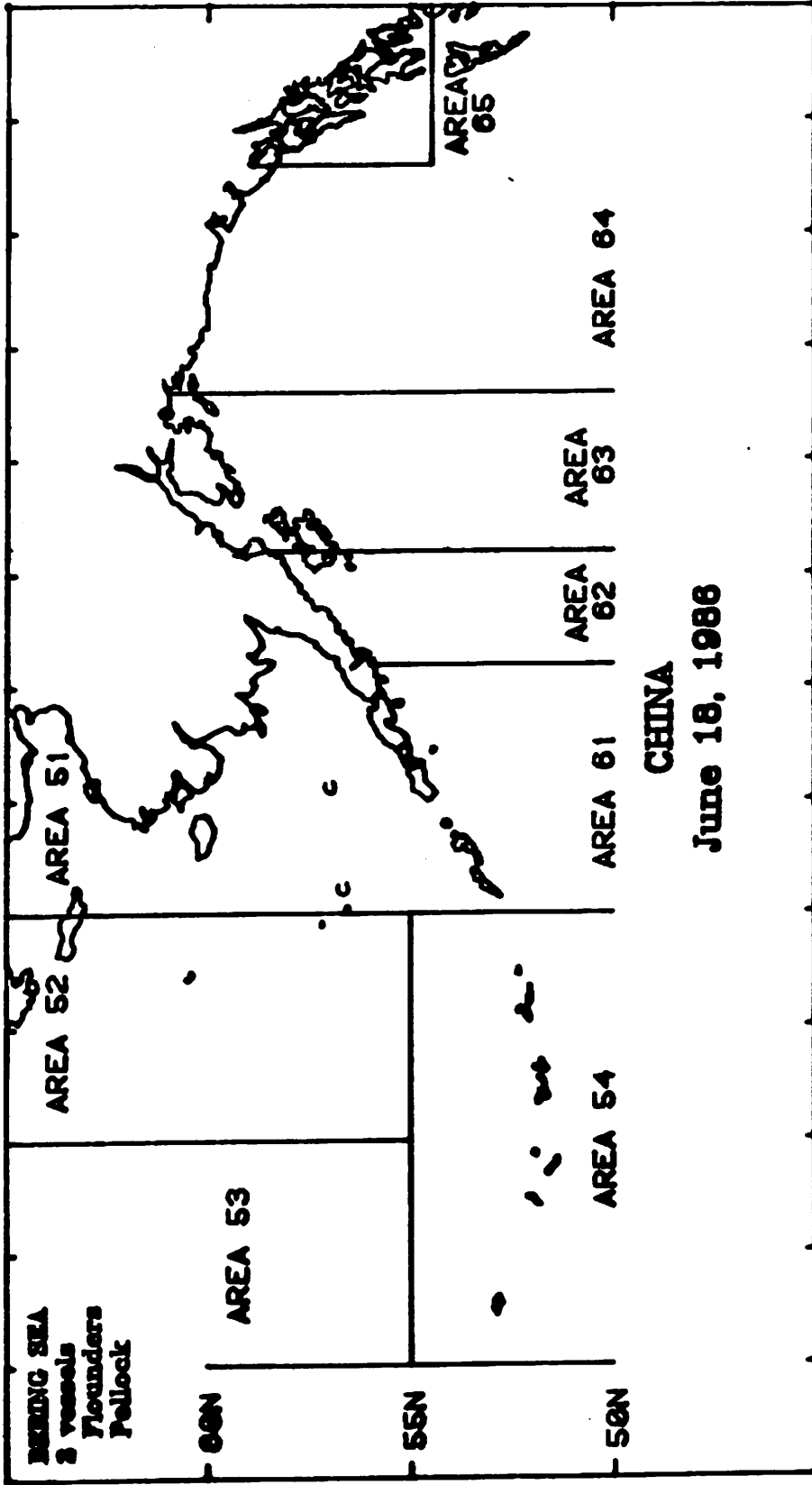
NMFS Law Enforcement - Alaska Region



NMFS ENFORCEMENT - ALASKA REGION

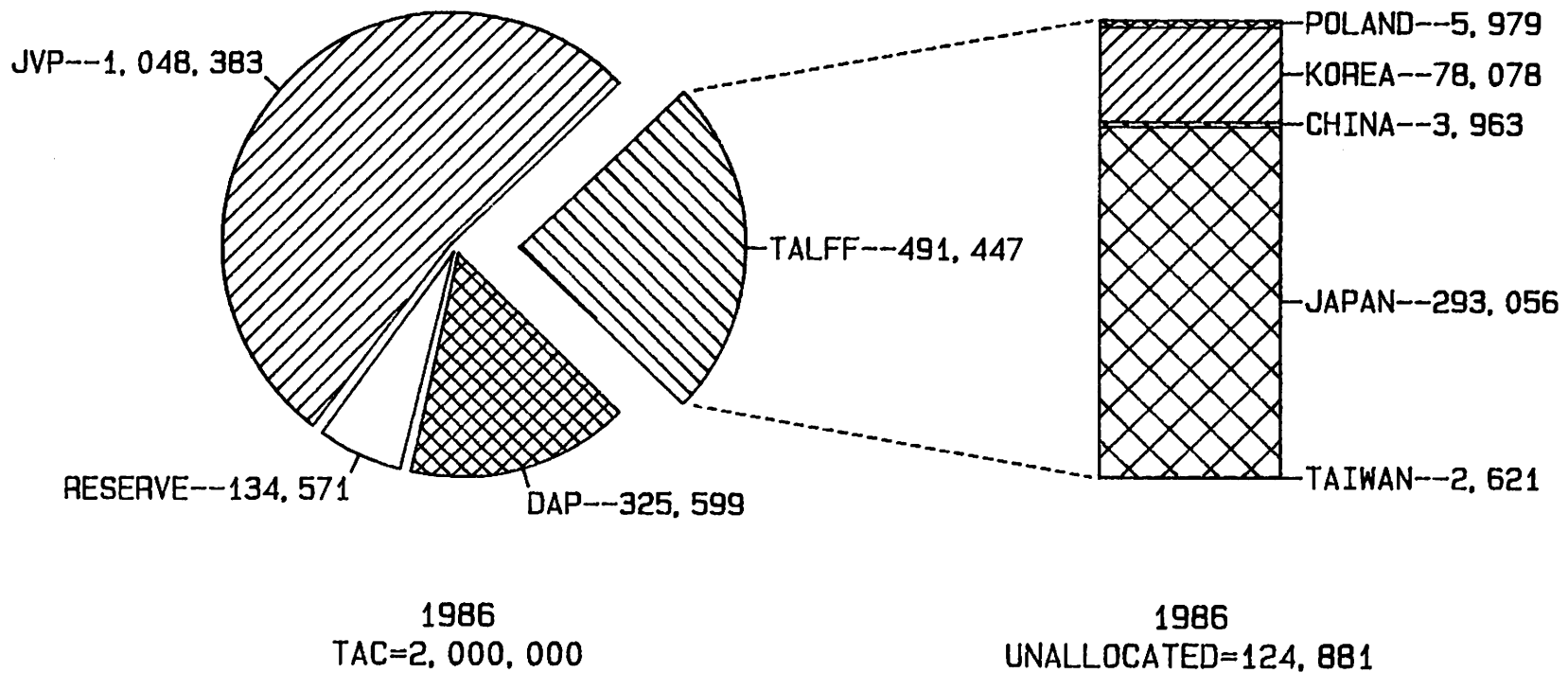


NMFS ENFORCEMENT - ALASKA REGION

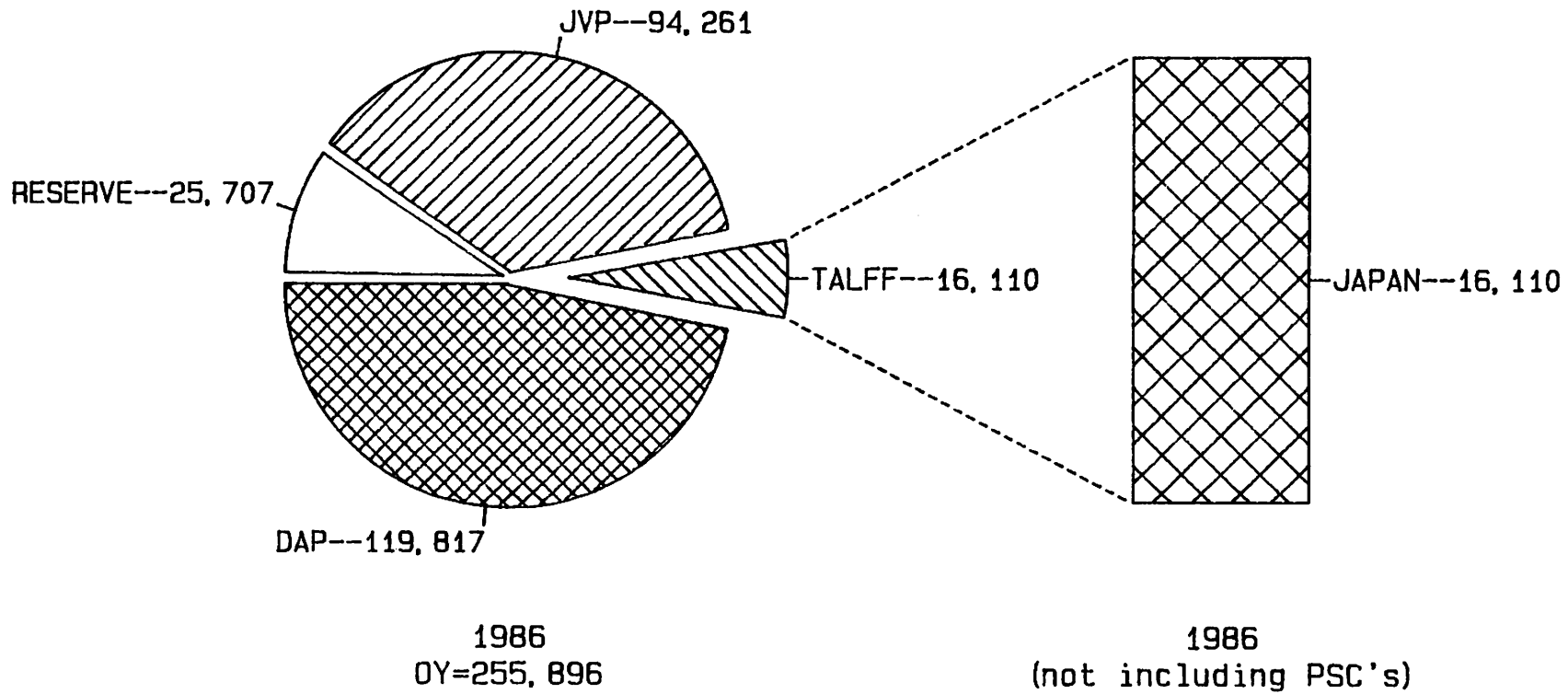


170 E
 175 E
 180 E
 185 W
 190 W
 195 W
 200 W
 205 W
 210 W

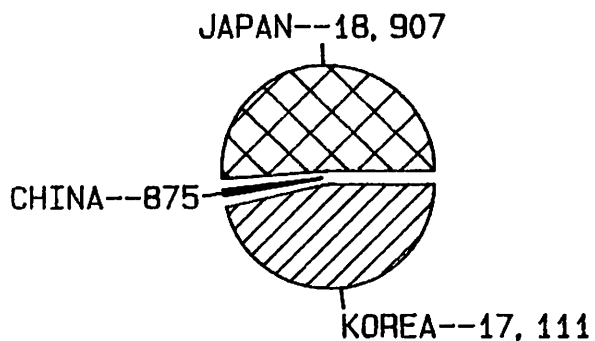
BERING SEA/ALEUTIANS GROUND FISH, 1986 MAY APPORTIONMENTS JUNE ALLOCATIONS



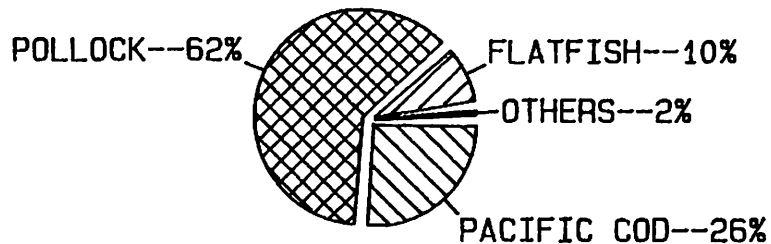
GULF OF ALASKA GROUND FISH, 1986 MARCH REAPPORTIONMENTS APRIL ALLOCATIONS



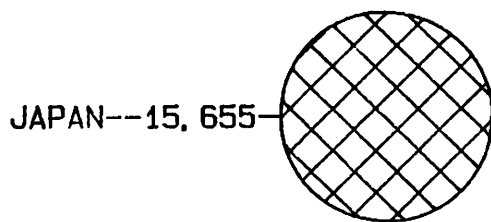
1986 FOREIGN FISHING ACTIVITY THROUGH WEEK 23 OF FISHING YEAR



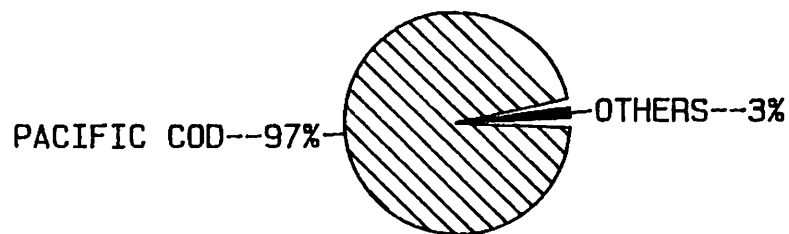
BERING SEA CATCH
TOTAL=36,894



BERING SEA/ALEUTIANS
SPECIES COMPOSITION



GULF OF ALASKA CATCH
TOTAL=15,655



GULF OF ALASKA
SPECIES COMPOSITION

Fisheries Management Division
National Marine Fisheries Service
Juneau, AK June 1986

23-Jun-86

1986 ALASKA GROUND FISH CATCH
(ROUND WEIGHT IN METRIC TONS)

SPECIES	TYPE	1986									1985	TO-DATE	
		INTERNAL WATERS	S.E./ E. YAKUT.	WEST YAKUT.	CENTRAL GULF	WESTERN GULF	TOTAL GULF	BERING SEA	ALEUTIAN ISLANDS	TOTAL BSA	ALASKA	ANNUAL ALASKA	CATCH % OF 1985
POLLOCK	DAF	0	0	0	4652	0	4652	22011	424	22435	27087	61680	43.9%
	JVF	.	.	.	52434	68	52502	369913	21623	391536	444638	615400	72.2%
	FOREIGN	.	.	.	41	72	113	9516	9674	19190	19303	852888	2.3%
SABLEFISH	DAF	165	3587	3147	7288	1695	15882	2932	411	3343	19225	15538	123.7%
	JVF	.	.	.	1	0	1	1	34	35	36	335	10.7%
	FOREIGN	.	.	.	1	0	1	1	0	1	2	351	0.6%
PACIFIC COD	DAF	99	28	1	2633	14	2775	28272	1368	29640	32415	49912	64.9%
	JVF	.	.	.	597	2	599	29958	1811	31769	32368	43537	74.3%
	FOREIGN	.	.	.	3744	11570	15317	9488	148	9636	24953	66417	37.6%
ALL FLOUNDERB	DAF	6	0	11	592	1	610	3813	29	3842	4452	814	546.5%
	JVF	.	.	.	217	3	220	120929	158	121087	121307	175193	69.2%
	FOREIGN	.	.	.	15	58	71	3462	0	3462	3533	148222	2.4%
P.O.P.	DAF	0	0	45	12	7	64	762	4	766	830	1681	49.4%
	JVF	.	.	.	1	0	1	1	107	108	109	700	15.6%
	FOREIGN	.	0	.	0	0	0	1	0	1	1	82	1.2%
ROCKFISH	DAF	203	243	121	252	28	647	172	0	172	1019	2087	48.8%
	JVF	.	.	.	3	0	3	2	66	68	71	63	112.7%
	FOREIGN	.	.	.	1	3	4	1	0	1	5	46	10.9%
THORNYHEADS	DAF	2	12	9	199	2	224	133	.	133	224	118	199.8%
	JVF	.	.	.	0	0	0	.	.	.	0	8	0.0%
	FOREIGN	.	.	.	0	0	0	.	.	.	0	4	0.0%
ATKA MACHEREL	DAF	0	0	0	0	0	0	0	0	0	0	0	111
	JVF	.	.	.	0	0	0	2	11128	11128	11128	39704	28.0%
	FOREIGN	.	.	.	0	0	0	0	0	0	0	3	0.0%
OTHER	DAF	26	26	0	98	2	152	453	6	459	611	1530	39.9%
	JVF	.	.	.	202	1	203	1967	568	2533	2736	8635	31.7%
	FOREIGN	.	.	.	61	87	148	527	4	531	679	9033	8.5%
TOTAL	DAF	501	3896	3334	15726	1745	25206	58415	2242	60657	85663	133242	64.4%
	JVF	.	.	.	53455	74	53529	522773	35491	558264	611793	883567	69.2%
	FOREIGN	.	.	.	3863	11791	15654	22998	9826	32822	48476	1076012	4.5%

SOURCE: 1986 DAF, ADP&B RPTS AS OF 6/20, NMFS CATCHER/PROCESSOR RPTS AS OF 6/20
 1985 JVF AND TALFF: NMFS REPORTS THRU 6-7-86
 1985 DATA: PACFIN REPORT #209, DATED 5-12-86

National Marine Fisheries Service
 Fishery Management Operations Branch
 Juneau, Alaska
 23-Jun-86

Sablefish Management

	1984	1985	1986
Southeast Outside/ East Yakutat	Quota	2,570	Quota 2,570
	Catch	2,692	Catch 2,594
	Closure	June 29	Closure April 21
	% of quota	105%	% of quota 101%
			TRAWL Quota 172
		Catch 4	
		Closure #####	
		% of quota 2%	
West Yakutat	Quota	1,680	Quota 1,680
	Catch	1,639	Catch 2,214
	Closure	Sept 1	Closure May 15
	% of quota	98%	% of quota 132%
			TRAWL Quota 127
		Catch 82	
		Closure #####	
		% of quota 64%	
Central	Quota	3,060	Quota 3,060
	Catch	2,838	Catch 3,686
	Closure	Sept 11	Closure May 23
	% of quota	93%	% of quota 120%
			TRAWL Quota 1230
		Catch 1592.7	
		Closure April 26	
		% of quota 129%	
		POT Quota 1537	
		Catch 1077.1	
		Closure #####	
		% of quota 70%	
Western	Quota	1,670	Quota 1,670
	Catch	349	Catch 2,040
	Closure	N/A	Closure June 25
	% of quota	21%	% of quota 122%
			TRAWL Quota 570
		Catch 203.5	
		Closure #####	
		% of quota 36%	
		POT Quota 712	
		Catch 714.6	
		Closure June 9	
		% of quota 100%	