



**ALASKA DEPARTMENT OF FISH AND GAME  
REPORT TO THE NORTH PACIFIC FISHERY MANAGEMENT COUNCIL**

Fisheries managed by the State of Alaska since the last Council report includes those for crab, scallops, and groundfish.

**Bering Sea/ Aleutian Islands crab.** During the 2018/19 season, fisheries opened for Aleutian Islands golden king crab, Bristol Bay red king crab, Western Bering Sea Tanner crab, and Bering Sea snow (*opilio*) crab. Ten percent of each TAC is allocated to the Community Development Quota (CDQ) fisheries; ten percent of the western Aleutian Islands golden king crab TAC is allocated to the Adak Community Allocation (ACA) fishery.

**Aleutian Islands Golden King Crab**

The 2018/19 Aleutian Islands commercial golden king crab fishery opened August 1, 2018. The total allowable catch (TAC) was set at 6.35 million pounds and is apportioned east and west of 174° W long; the eastern TAC is 3.856 million pounds (17% increase from 2017/18) and the western TAC is 2.5 million pounds (12% increase from 2017/18). Ten percent of each TAC is allocated to the CDQ (eastern) and Adak Community Allocation (western) fisheries. Three vessels have harvested 96% (3.78 million pounds) of the Eastern area of the TAC and three vessels have harvested 88% (2.34 million pounds) of the Western area TAC to date. This fishery closes by regulation on April 30<sup>th</sup>.

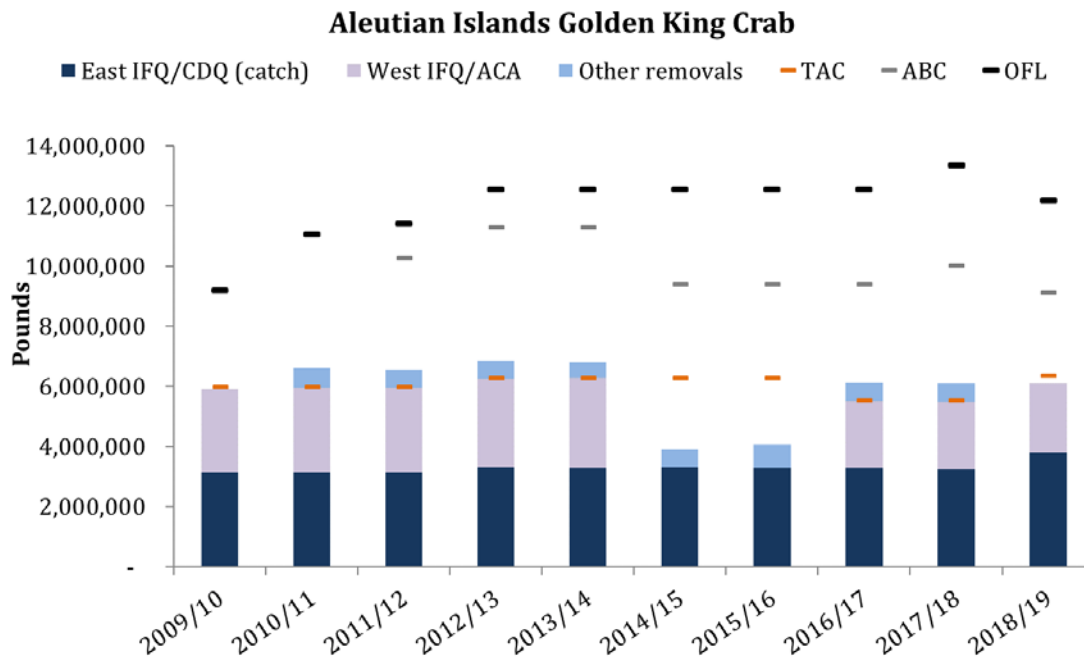


Figure 1. Aleutian Islands golden king crab harvest by area, TAC, OFL, and ABC, 2009/10 – 2018/19.

**Bristol Bay Red King Crab**

The 2018/19 Bristol Bay red king crab fishery opened October 15, 2018 with a TAC of 4.308 million pounds (35% decrease from the 2017/18 fishery). The fishery closed by regulation on January 15, 2019. Total catch was 4.31 million pounds, 100% of the IFQ TAC and 100% of the CDQ TAC has been harvested. Fifty-five vessels participated this season and the average catch rate was 20 crabs per pot (the same CPUE as 2017/18). Average weight also increased this year to 7.10 pounds (up from 6.84 pounds in 2017/18).

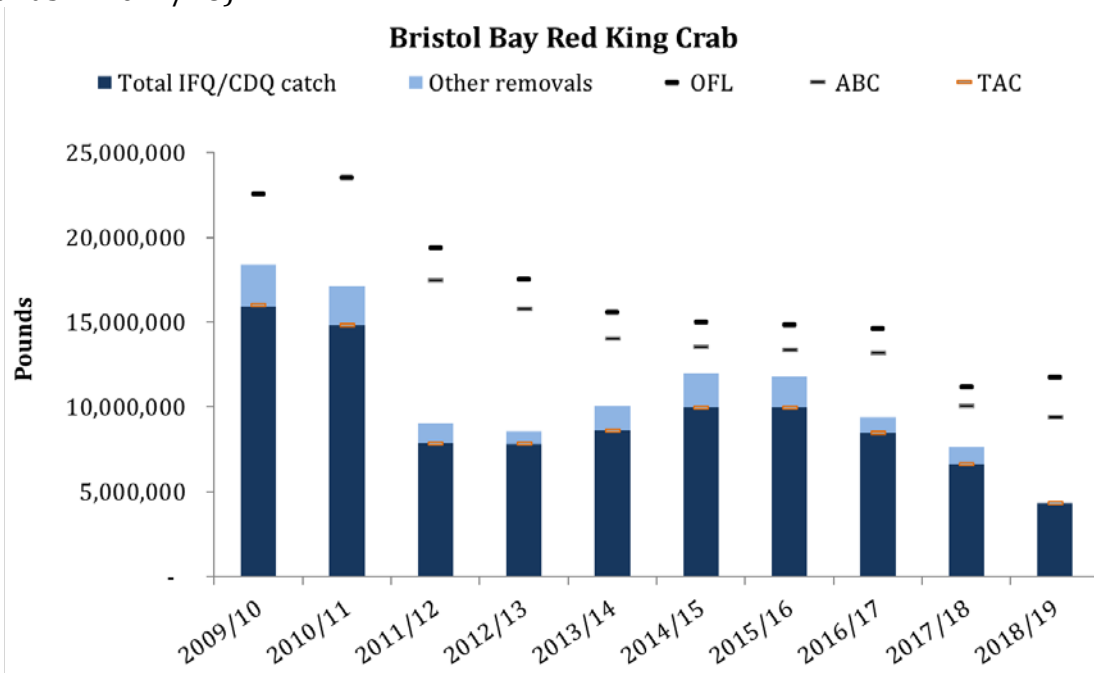


Figure 2. Bristol Bay red king crab harvest, TAC level, OFL, and ABC; 2009/10 – 2018/19 seasons.

**Bering Sea Snow Crab**

The Bering Sea snow crab fishery opened on October 15, 2018 and will remain open through May 15, 2019 in the Eastern Subdistrict (between 166° W long. and 173° W long.) and through May 31, 2019 in the Western Subdistrict (west of 173° W long.). The 2018/19 snow crab TAC is 27.581 million pounds (a 45% increase from 2017/18). A total of 34 vessels have harvested 23% of the TAC (6.5 million pounds) to date. The CPUE is 197 crab per pot and the average weight of crab is 1.23 pounds.

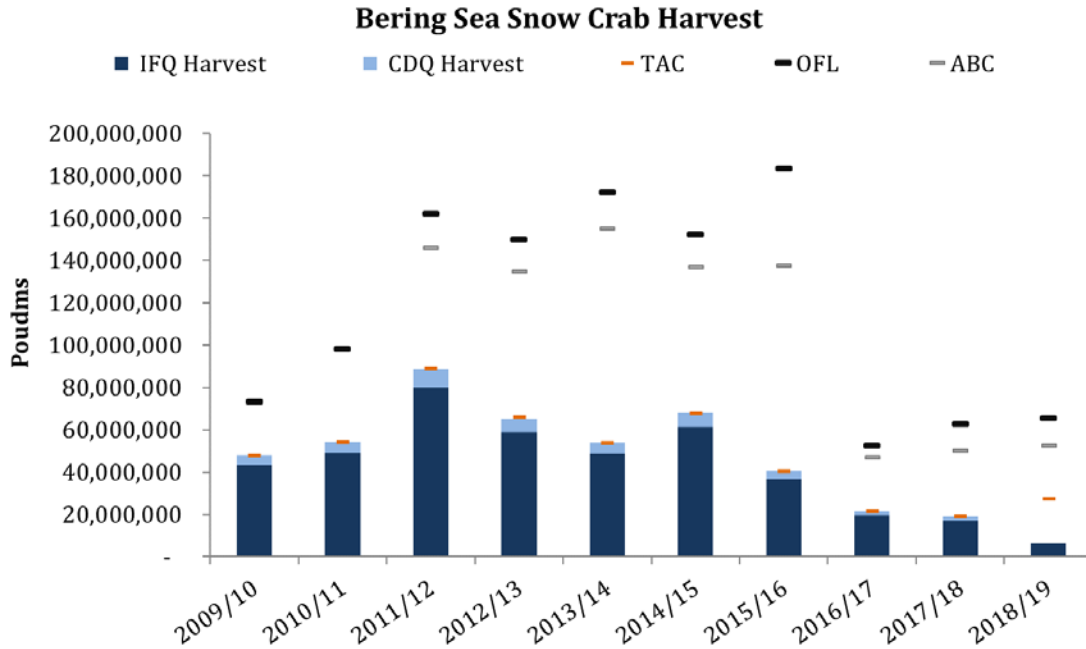


Figure 3. Bering Sea snow crab harvest, TAC level, OFL, and ABC; 2009/10 – 2018/19 seasons.

**Western Bering Sea Tanner Crab**

The 2018/19 Western Bering Sea tanner crab fishery opened October 15, 2018 with a TAC of 2.439 million pounds. Total catch to date is 1.578 million pounds. Twenty-five registered vessels are currently participating, and the average catch rate is 40 (ranging between 11 and 62) crabs per pot. The fishery closes by regulation on March 31, 2019.

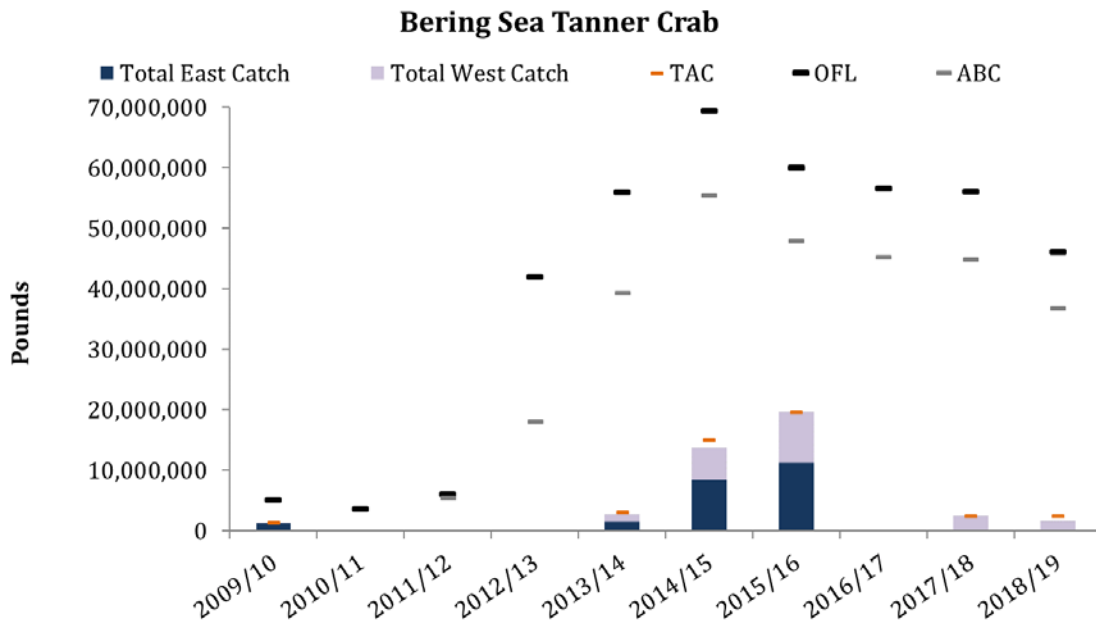


Figure 4. Eastern Bering Sea snow crab harvest, TAC level, OFL, and ABC; 2009/10 – 2018/19 seasons.

**Scallops.** Weathervane scallop fisheries in Yakutat, Prince William Sound, Cook Inlet, Kodiak, Alaska Peninsula, Dutch Harbor, and the Bering Sea registration areas opened on July 1, 2018. The cumulative guideline harvest level (GHL) for the 2018/19 season is 271,300 pounds of shucked meats, a 35,000-pound decrease from the 2017/18 cumulative GHL. Scallop fishing has concluded for the year with a total harvest of 238,958 pounds.

Table 1. Weathervane scallop guideline harvest level and bycatch limits, by area for 2018/19.

2018/19 Alaska Weathervane Scallop Guideline Harvest and Crab Bycatch Levels				
Registration Area	District/Management Unit	GHL (pounds of shucked meat)	Bycatch Limits (number of crab)	
			Tanner Crab	King Crab
Yakutat		145,000	N/A	N/A
Prince William Sound	East Kayak Subsection	<i>Closed for the 2018/19 season</i>		
	West Kayak Subsection	6,300	1,600	N/A
Cook Inlet	Kamishak Bay District	<i>Closed for the 2018/19 season</i>		
Kodiak	Northeast District	15,000	9,000	25
	Shelikof District	25,000	12,500	25
	Southwest District	30,000	18,000	25
	Southeast District	15,000	7,500	25
	Semidi Islands District <sup>1</sup>	<i>Exploratory Area (Commissioner's Permit)</i>		
Alaska Peninsula	160° to 161° W. long	7,500	3,750	25
	Unimak Bight <sup>1</sup>	15,000	7,500	25
Dutch Harbor	Bering Sea waters	5,000	5,000	10
	Pacific Ocean waters	<i>Closed for the 2018/19 season</i>		
Bering Sea		7,500	65,000	500
			<i>C. opilio &amp; hybrids</i>	
			300,000	
<sup>1</sup> Commissioner's Permit required to harvest scallops in these areas.				

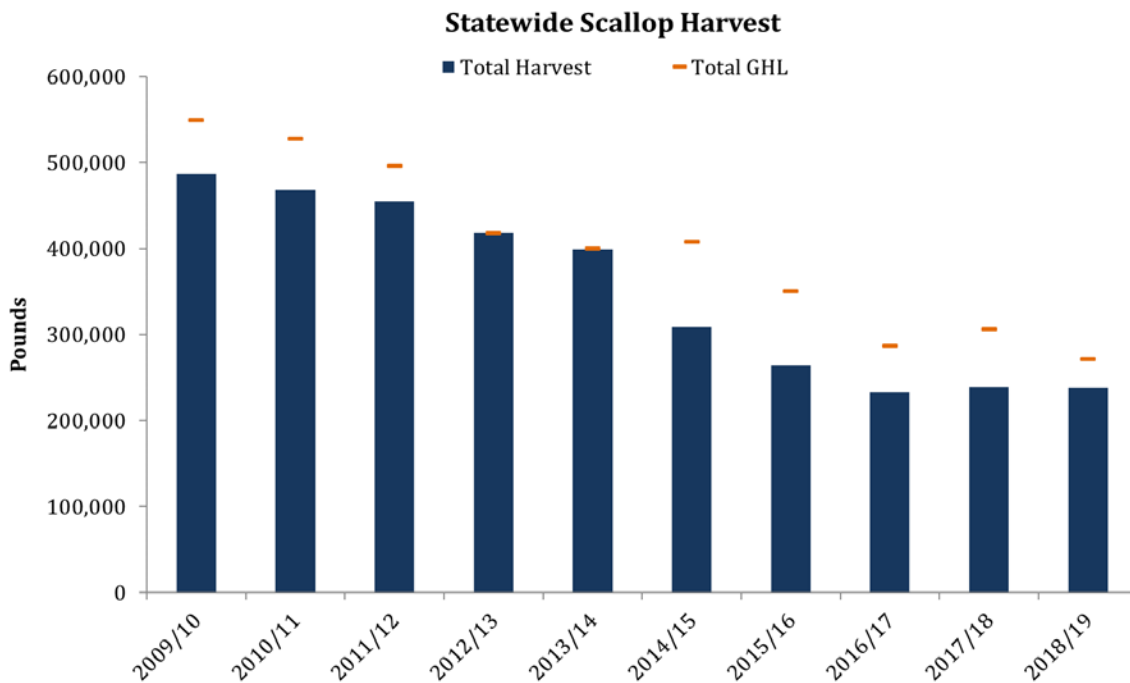


Figure 5. Statewide weathervane scallop harvest, 2009/10 – 2018/19.

**Pacific Cod.** State-water Pacific cod fisheries are established in the Prince William Sound, Cook Inlet, Kodiak, Chignik, South Alaska Peninsula, and Bering Sea/Aleutian Islands Management Areas. Guideline Harvest Levels (GHLs) are calculated as a percentage of area ABCs as follows:

State Management Area	Pacific cod ABC	GHL as % of ABC		2019 GHL (mt)
Prince William Sound	EGOA	25%		425
Chignik	CGOA	25%	8.75%	671
Kodiak			12.5%	958
Cook Inlet			3.75%	288
South Alaska Peninsula	WGOA	30%		2,290
Dutch Harbor Subdistrict	BS	8%		14,480
Aleutian Islands Subdistrict	AI	31%		6,386

The Kodiak state-water pot cod fishery will open February 3<sup>rd</sup>, the Chignik pot cod fishery will open March 1<sup>st</sup>, and the South Alaska Peninsula state-water pot cod fishery will open March 7<sup>th</sup>.

**Aleutian Island Subdistrict.** The Aleutian Island subdistrict state-water pot cod fishery opened on January 1<sup>st</sup> with a GHL of 14.08 million pounds; less than 25% of the GHL has been harvested to date.

**Dutch Harbor Subdistrict.** The Dutch Harbor subdistrict state-water pot cod fishery opened on January 19<sup>th</sup>. To date, approximately 19% (6.2 million pounds) of the GHL (31.92 million pounds) has been harvested by 35 vessels (37 vessels are registered for the fishery). Between 2014 – 2015, the GHL was 3% of the BSAI ABC; 6.4% between 2016-2018; and increased to 8% for 2019.

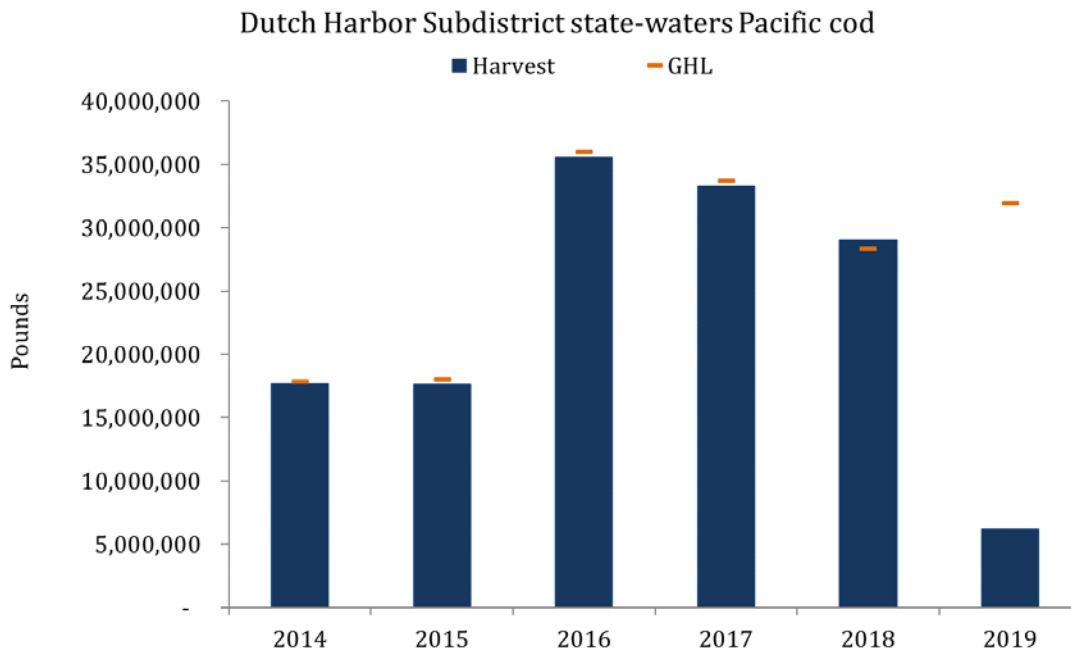


Figure 6. Statewide weathervane scallop harvest, 2009/10 – 2018/19.

## **Alaska Board of Fisheries**

The Arctic/ Yukon/ Kuskokwim Finfish Board of Fish meeting was January 15 – 19<sup>th</sup>, 2019 in Anchorage. The next Board of fish meeting will be the Alaska Peninsula / Aleutian Island / Chignik finfish meeting on February 21 – 26 in Anchorage, comment due date is February 7<sup>th</sup>. On February 26<sup>th</sup> there will be a Special Committee meeting to review the Nushagak-Mulchatna King salmon fishery management plan. On March 8<sup>th</sup>, there will be a hatchery committee meeting in Anchorage. The Statewide Finfish Supplemental Issues meeting is March 9-12<sup>th</sup>, comment due date is February 20<sup>th</sup>.

### ALASKA PENINSULA/CHIGNIK/BERING SEA – ALEUTIAN ISLANDS FINFISH PROPOSALS OF INTEREST:

#### **Aleutian Islands District and Western District of the South Alaska Peninsula Area Sablefish Management Plan (Proposal 160):**

- Allow pot gear to be longlined during the South Alaska Peninsula Area state-waters sablefish fishery.

### STATEWIDE FINFISH SUPPLEMENTAL ISSUES PROPOSALS OF INTEREST:

#### **Sport fishing guide vessel registration requirements (Proposal 165):**

- Allow charter vessels to de-register their vessels in the winter and then re-register them the next spring.
- This would allow harvesters the to take family AND friends with SHARC cards to subsistence fish and still conform with federal rules.

#### **Policy for statewide salmon escapement goals (Proposal 169):**

- Repeal and readopt the *Policy for Statewide Salmon Escapement Goals* as described in the proposal.
- Would require escapement goals to be published by January 10<sup>th</sup>, three months prior to the proposal deadline, and contain analyses and supporting data for the escapement goals.

#### **Policy for the management of sustainable salmon fisheries (Proposal 170):**

- Amend the *Policy for the Management of Sustainable Salmon Fisheries* to include management targets, as described in the proposal.

#### **Harvest levels for golden king crab in Registration Area O (Proposal 179):**

- Adopt a harvest strategy that uses annual assessment results that will reduce uncertainty in the TAC setting process, improve yield for fishery participants, and provide for stock conservation.

#### **Registration Area O red king crab management plan and Registration Area O *C. bairdi* Tanner crab management plan (Proposal 180):**

- Establish a 3-S (size, sex, and season) management framework.
- Create new management districts for king and Tanner crab west of 170° W. longitude.
- Limit participation to vessels 60 feet overall length or less.